

# Pakistan Contraception within the context of adolescents' sexual and reproductive lives: Country factsheet

SOCIO-DEMOGRAPHIC CHARACTERISTICS					
	Both Sexes	Female		Male	
	10-19 years	10-14 years	15-19 years	10-14 years	15-19 years
Total population of adolescents (millions) <sup>1</sup> (2019)	45.4	11.3	10.5	12.2	11.4
% of total population that are adolescents <sup>1</sup> (2019)	20.6	10.5	9.8	10.7	10.1
% of adolescents that live in rural areas <sup>2</sup> (2014)	60.9	63.1	58.2	63.7	58.8
% of total rural population that are adolescents <sup>2</sup> (2014)	20.9	10.4	10.1	21.4	10.9
% of total urban population that are adolescents <sup>2</sup> (2014)	21.2	9.7	11.6	9.7	11.5
% national monetary child poverty <sup>3</sup> (2017)	No data				
Completion rate for lower secondary school <sup>4</sup> (2018)	Female	44.7			
	Male	54.6			
Completion rate for upper secondary school <sup>4</sup> (2018)	Female	23.8			
	Male	23.1			
Out of school rate <sup>4</sup> (2018)	Female	45.7			
	Male	38.6			

CHILD MARRIAGE/UNION STATUS <sup>5</sup> (2017-18)		
	Female	Male
Adolescents, 15-19, who are married/ in union (%)	13.5	2.6
% married/in union before age 15 (aged 20-24)	3.6	0.2
% married/in union before age 18	18.3	4.7

FEMALE GENITAL MUTILATION		
	10-14 years	15-19 years
% of girls who have undergone female genital mutilation/cutting	No data	No data

GENDER-BASED VIOLENCE <sup>5</sup> (2017-18)		
% of girls who report experiencing:	10-14 years	15-19 years
Physical violence in the last 12 months	No data	19.3
Sexual violence in the last 12 months	No data	6.6
% of adolescents (aged 15-19) who think a husband is justified in hitting or beating his wife in certain circumstances	Female	Male
	50.7	58.1

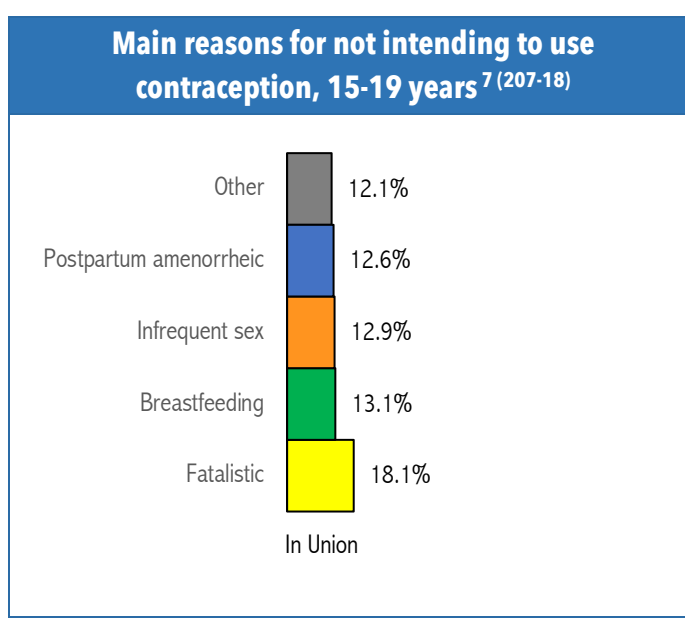
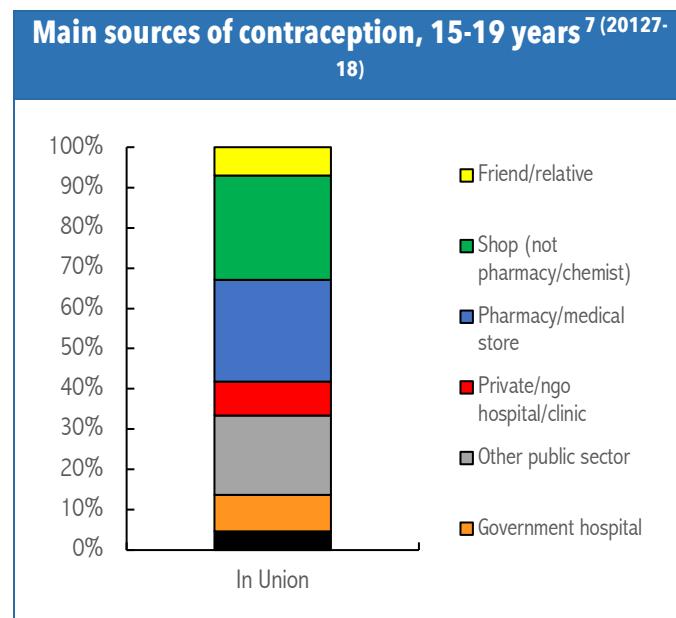
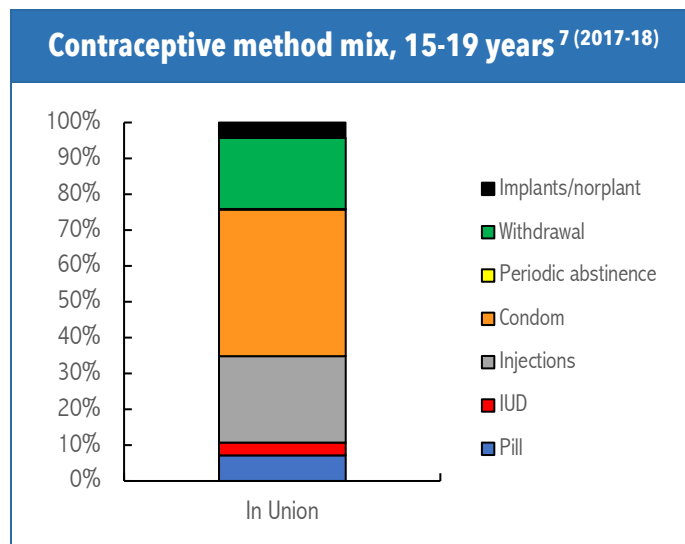
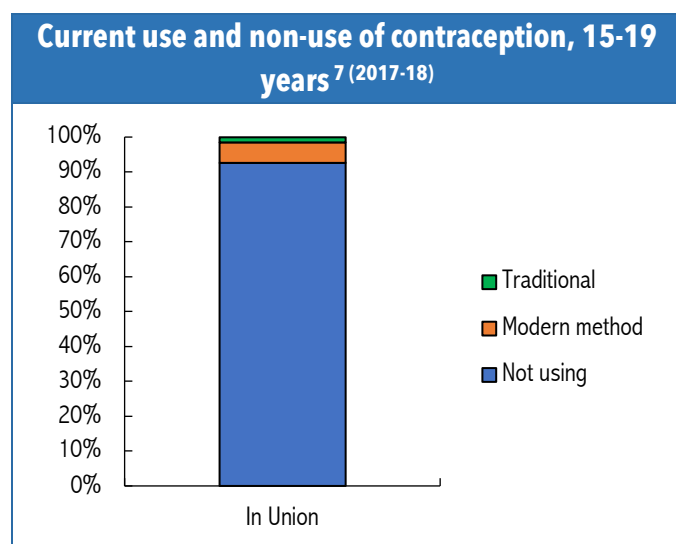
SEXUAL ACTIVITY <sup>5</sup> (2017-18)				
	Female		Male	
	10-14 years	15-19 years	10-14 years	15-19 years
% of adolescents engaged in pre-coital physical behavior	No data	No data	No data	No data
% of adolescents that ever had sex	No data	13.6	No data	2.6
% of adolescents having had sex by age 15	No data	1.5	No data	0.2
% of adolescents sexually active in the last month	No data	78.8	No data	91.6

CHILDBEARING		
% of adolescent girls who have begun childbearing <sup>5</sup> (2017-18)	10-14 years	No data
	16.7	16.7
% of women (aged 20-24) who gave birth before 18 years <sup>5</sup> (2017-18)	16.1	
Number of births per 1,000 girls, 15-19 <sup>6</sup> (2019)	61.5	
% of adolescent girls (aged 15-19) with live births who received antenatal care (ANC4+ visits) <sup>5</sup> (2017-18)	72.5	
% of births among girls (aged 15-19) attended by skilled health personnel <sup>5</sup> (2017-18)	64.4	

## ABORTION

	10-14 years	15-19 years
Abortion rate per 1,000 girls	No data	No data

FERTILITY INTENTIONS & CONTRACEPTIVE USE <sup>5,7</sup> (2017-18)		
% of pregnancies experienced by adolescent girls aged 15-19 in the 5 years preceding the survey, including current pregnancies, by planning status	Married/ In union	Unmarried/ not in union
Last pregnancy wanted (<2 years)	95.1	No data
Last pregnancy wanted later (>=2 years)	4.9	No data
Last pregnancy not wanted at all	0.0	No data
% of adolescent girls (aged 15-19) with an unmet need for modern methods of contraception	17.9	No data
% of sexually active unmarried adolescent girls (aged 15-19) who currently use at least one method of modern contraception	No data	



## HIV/AIDS, SEXUALLY TRANSMITTED INFECTIONS (STIs) AND HUMAN PAPILLOMA VIRUS (HPV)

	Female			Male		
	10-19 years	10-14 years	15-19 years	10-19 years	10-14 years	15-19 years
Number of adolescents living with HIV <sup>8</sup> (2020)	1700	<500	1300	1600	<500	1200
Number of new HIV infections among adolescents per year <sup>8</sup> (2020)	580	No data	580	660	No data	660
% of adolescents with comprehensive knowledge about AIDS <sup>5</sup> (2017-18)	No data	No data	1.0	No data	No data	0.2
% prevalence of sexually transmitted infections among adolescents <sup>5</sup> (2017-18)	No data	No data	29.0	No data	No data	16.9
% of sexually active adolescents who had an HIV test in the last 12 months and received the results <sup>5</sup> (2017-18)	No data	No data	0.2	No data	No data	0.0
% of girls, 15 or older, who have completed the full three dose vaccination schedule for HPV	No data	No data	No data	No data	No data	No data

## MENSTRUAL HEALTH

	10-14 years	15-19 years
% of adolescent girls who were aware of menstruation before the onset of their first menstruation	No data	No data
% of adolescent girls who did not participate in social activities, school, or work due to their last menstruation in the last 12 months	No data	No data

## DATA SOURCES

1. World Population Prospects, 2019 Revision. *Population data*. United Nations Department of Economic and Social Affairs, Population Division. Available from: <https://esa.un.org/unpd/wpp/Download/Standard/Population/> [Accessed 15<sup>th</sup> May, 2020].
  2. United Nations. *World Urbanization Prospects, the 2014 Revision*. New York: United Nations; Department of Economic and Social Affairs, Population Division; 2014.
  3. Keeley B, Little C. *The State of the World's Children 2017: Children in a Digital World*. UNICEF: New York; 2017.
  4. UNESCO Institute of Statistics. *UIS Statistics*. Available from: <http://data.uis.unesco.org> [Accessed 15<sup>nd</sup> May 2020].
  5. National Institute of Population Studies (NIPS) [Pakistan] and ICF. *Pakistan Demographic and Health Survey 2017-18*. Islamabad, Pakistan, and Rockville, Maryland, USA: NIPS and ICF; 2019.
- \*Unmet need for modern methods of contraception for girls not married/in union is for the proportion that are sexually active in the last month.
6. United Nations Department of Economic and Social Affairs, Population Division. *World Population Prospects. Fertility data- 2020-2025*. Available from: <https://population.un.org/wpp/Download/Standard/Fertility/> [Accessed 15<sup>th</sup> May 2020].
  7. National Institute of Population Studies (NIPS) [Pakistan] and ICF. *Pakistan Demographic and Health Survey 2017-18/ PKIR71FL.DTA*. Islamabad, Pakistan, and Rockville, Maryland, USA: NIPS and ICF; 2019.
  8. UNAIDS. *Trends of new HIV infections*. Available from: <http://aidsinfo.unaids.org> [Accessed 15<sup>th</sup> May 2020].