

Nepal Contraception within the context of adolescents' sexual and reproductive lives: Country factsheet

SOCIO-DEMOGRAPHIC CHARACTERISTICS					
	Both Sexes	Female		Male	
	10-19 years	10-14 years	15-19 years	10-14 years	15-19 years
Total population of adolescents (millions) ¹ (2019)	6.1	1.5	1.6	1.5	1.6
% of total population that are adolescents ¹ (2019)	21.0	9.2	10.0	11.0	12.0
% of adolescents that live in rural areas ² (2014)	83.4	84.7	82.0	83.6	79.4
% of total rural population that are adolescents ² (2013)	23.5	11.6	10.8	13.3	11.4
% of total urban population that are adolescents ² (2014)	20.8	9.7	11.0	10.7	12.1
% national monetary child poverty ³ (2017)	No data				
Completion rate for lower secondary school ⁴ (2016)	Female	68.0			
	Male	71.8			
Completion rate for upper secondary school	Female	No data			
	Male	No data			
Out of school rate ⁴ (2017)	Female	11.8			
	Male	20.7			

CHILD MARRIAGE/UNION STATUS ⁵ (2016)		
	Female	Male
Adolescents, 15-19, who are married/ in union (%)	27.1	6.4
% married/in union before age 15 (aged 20-24)	7.0	1.2
% married/in union before age 18	39.5	10.3

FEMALE GENITAL MUTILATION ⁶ (2014)		
	10-14 years	15-19 years
% of girls who have undergone female genital mutilation/cutting	No data	No data

GENDER-BASED VIOLENCE ⁵ (2016)		
	10-14 years	15-19 years
% of girls who report experiencing:		
Physical violence in the last 12 months	No data	7.2
Sexual violence in the last 12 months	No data	1.7
% of adolescents (aged 15-19) who think a husband is justified in hitting or beating his wife in certain circumstances		
Female	Male	
33.2	30.7	

SEXUAL ACTIVITY ⁵ (2016)				
	Female		Male	
	10-14 years	15-19 years	10-14 years	15-19 years
% of adolescents engaged in pre-coital physical behavior	No data	No data	No data	No data
% of adolescents that ever-had sex	No data	27.7	No data	23.8
% of adolescents having had sex by age 15	No data	3.7	No data	3.1
% of adolescents sexually active in the last month	No data	15.3	No data	9.8

CHILDBEARING		
% of adolescent girls who have begun childbearing ⁵ (2016)	10-14 years	No data
	15-19 years	5.9
% of women (aged 20-24) who gave birth before 18 years ⁵ (2016)	5.1	
Number of births per 1,000 girls, 15-19 ⁶ (2019)	27.0	
% of adolescent girls (aged 15-19) with live births who received antenatal care (ANC4+ visits) ⁵ (2016)	47.1	
% of births among girls (aged 15-19) attended by skilled health personnel ⁵ (2016)	57.4	

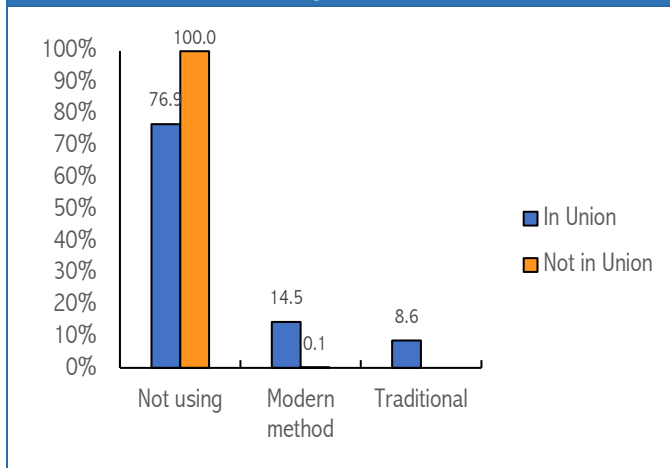
ABORTION

	10-14 years	15-19 years
Abortion rate per 1,000 girls	No data	No data

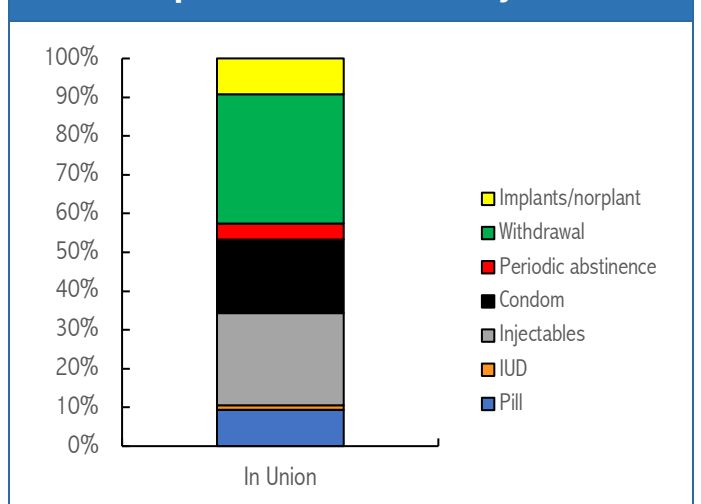
FERTILITY INTENTIONS & CONTRACEPTIVE USE^{5,7} (2011/16)

% of recent pregnancies experienced by adolescent girls aged 15-19 in the 5 years preceding the survey, including current pregnancies, by planning status	Married/ In union	Unmarried/ not in union
Last pregnancy wanted (<2 years)	73.0	No data
Last pregnancy wanted later (>=2 years)	26.5	No data
Last pregnancy not wanted at all	0.5	No data
% of adolescent girls (aged 15-19) with an unmet need for modern methods of contraception	34.9	No data
% of sexually active unmarried adolescent girls (aged 15-19) who currently use at least one method of modern contraception	No data	

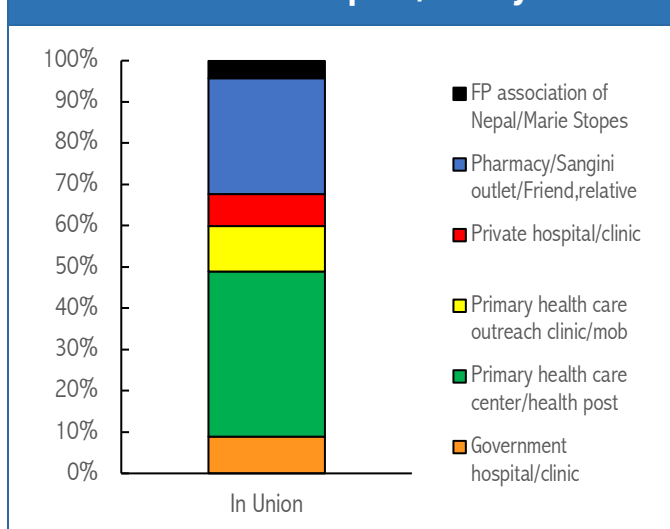
Current use and non-use of contraception, 15-19 years⁷ (2016)



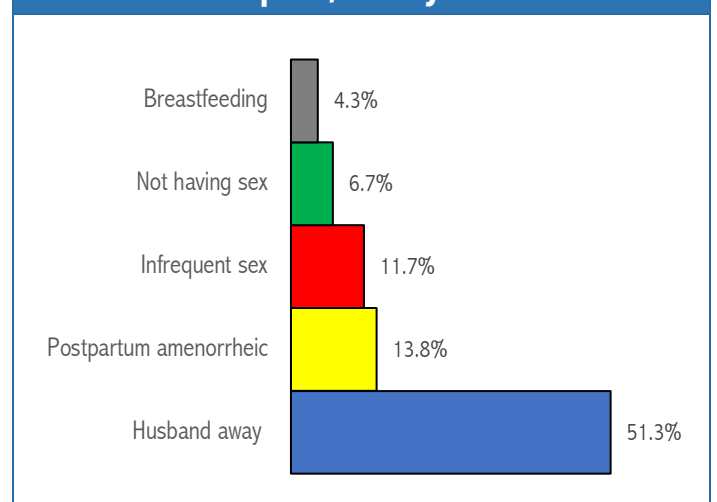
Contraceptive method mix, 15-19 years⁷ (2016)



Main sources of contraception, 15-19 years⁷ (2016)



Main reasons for not intending to use contraception, 15-19 years⁷ (2016)



HIV/AIDS, SEXUALLY TRANSMITTED INFECTIONS (STIs) AND HUMAN PAPILLOMA VIRUS (HPV)

	Female			Male		
	10-19 years	10-14 years	15-19 years	10-19 years	10-14 years	15-19 years
Number of adolescents living with HIV ⁸ (2020)	550	<500	<500	550	<500	<500
Number of new HIV infections among adolescents per year ⁸ (2020)	<100	No data	<100	<100	No data	<100
% of adolescents with comprehensive knowledge about AIDS ⁵ (2016)	No data	No data	18.3	No data	No data	24.3
% prevalence of sexually transmitted infections among adolescents ⁵ (2016)	No data	No data	15.0	No data	No data	2.7
% of sexually active adolescents who had an HIV test in the last 12 months and received the results ⁵ (2016)	No data	No data	6.2	No data	No data	4.4
% of girls, 15 or older, who have completed the full three dose vaccination schedule for HPV	No data	No data	No data	No data	No data	No data

MENSTRUAL HEALTH

	10-14 years	15-19 years
% of adolescent girls who were aware of menstruation before the onset of their first menstruation	No data	No data
% of adolescent girls who did not participate in social activities, school, or work due to their last menstruation in the last 12 months	No data	No data

DATA SOURCES

- World Population Prospects, 2019 Revision. *Population data*. United Nations Department of Economic and Social Affairs, Population Division. Available from: <https://esa.un.org/unpd/wpp/Download/Standard/Population/> [Accessed 15th May, 2020].
 - United Nations. *World Urbanization Prospects, the 2014 Revision*. New York: United Nations; Department of Economic and Social Affairs, Population Division; 2014.
 - Keeley B, Little C. *The State of the World's Children 2017: Children in a Digital World*. UNICEF: New York; 2017.
 - UNESCO Institute of Statistics. *UIS Statistics*. Available from: <http://data.uis.unesco.org> [Accessed 15th May 2020].
 - Ministry of Health, Nepal; New ERA; and ICF. *Nepal Demographic and Health Survey 2016/ NPIR7HFL.DTA*. Kathmandu, Nepal: Ministry of Health, Nepal; 2017.
- *Unmet need for modern methods of contraception for girls not married/in union is for the proportion that are sexually active in the last month.
- United Nations Department of Economic and Social Affairs, Population Division. *World Population Prospects. Fertility data- 2020-2025*. Available from: <https://population.un.org/wpp/Download/Standard/Fertility/> [Accessed 15th May 2020].
 - Ministry of Health, Nepal; New ERA; and ICF. *Nepal Demographic and Health Survey 2016/ NPIR7HFL.DTA*. Kathmandu, Nepal: Ministry of Health, Nepal; 2017.
 - UNAIDS. *Trends of new HIV infections*. Available from: <http://aidsinfo.unaids.org> [Accessed 15th May 2020].