

# Myanmar Contraception within the context of adolescents' sexual and reproductive lives: Country factsheet

SOCIO-DEMOGRAPHIC CHARACTERISTICS					
	Both Sexes	Female		Male	
	10-19 years	10-14 years	15-19 years	10-14 years	15-19 years
Total population of adolescents (millions) <sup>1</sup> (2019)	9.9	2.4	2.5	2.4	2.5
% of total population that are adolescents <sup>1</sup> (2019)	18.2	8.6	9.0	9.3	9.7
% of adolescents that live in rural areas <sup>2</sup> (2014)	64.9	66.3	64.4	66.0	63.2
% of total rural population that are adolescents <sup>2</sup> (2013)	16.5	7.8	8.7	8.4	8.5
% of total urban population that are adolescents <sup>2</sup> (2014)	18.0	8.7	16.5	8.4	9.6
% national monetary child poverty <sup>3</sup> (2017)	No data				
Completion rate for lower secondary school <sup>4</sup> (2016)	Female	44.4			
	Male	43.2			
Completion rate for upper secondary school <sup>4</sup> (2016)	Female	19.6			
	Male	13.1			
Out of school rate <sup>4</sup> (2017)	Female	29.4			
	Male	33.1			

CHILD MARRIAGE/UNION STATUS <sup>5</sup> (2015-16)		
	Female	Male
Adolescents, 15-19, who are married/ in union (%)	12.6	5.0
% married/in union before age 15 (aged 20-24)	1.9	0.0
% married/in union before age 18	16.0	5.0

FEMALE GENITAL MUTILATION <sup>5</sup> (2015-16)		
	10-14 years	15-19 years
% of girls who have undergone female genital mutilation/cutting	No data	No data

GENDER-BASED VIOLENCE <sup>5</sup> (2015-16)		
% of girls who report experiencing:	10-14 years	15-19 years
Physical violence in the last 12 months	No data	10.0
Sexual violence in the last 12 months	No data	0.7
% of adolescents (aged 15-19) who think a husband is justified in hitting or beating his wife in certain circumstances	Female	Male
	52.6	57.1

SEXUAL ACTIVITY <sup>5</sup> (2015-16)				
	Female		Male	
	10-14 years	15-19 years	10-14 years	15-19 years
% of adolescents engaged in pre-coital physical behavior	No data	No data	No data	No data
% of adolescents that ever-had sex	No data	13.6	No data	7.5
% of adolescents having had sex by age 15	No data	0.9	No data	0.5
% of adolescents sexually active in the last month	No data	10.5	No data	4.8

CHILDBEARING		
% of adolescent girls who have begun childbearing <sup>5</sup> (2015-16)	10-14 years	No data
	15-19 years	5.9
% of women (aged 20-24) who gave birth before 18 years <sup>5</sup> (2015-16)	5.1	
Number of births per 1,000 girls, 15-19 <sup>6</sup> (2019)	27.0	
% of adolescent girls (aged 15-19) with live births who received antenatal care (ANC4+ visits) <sup>5</sup> (2015-16)	47.1	
% of births among girls (aged 15-19) attended by skilled health personnel <sup>5</sup> (2015-16)	57.4	

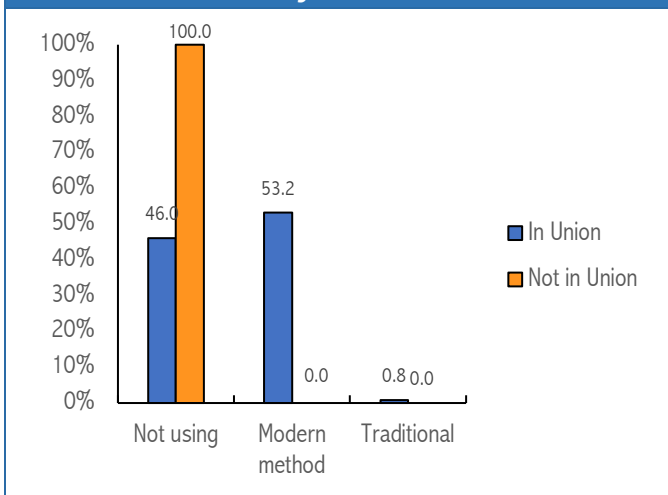
## ABORTION

	10-14 years	15-19 years
Abortion rate per 1,000 girls	No data	No data

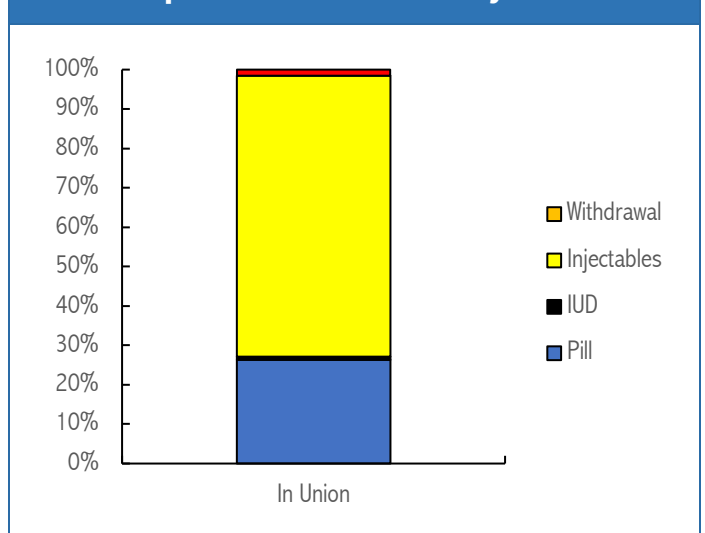
## FERTILITY INTENTIONS & CONTRACEPTIVE USE<sup>5,7</sup> (2015-16)

% of pregnancies experienced by adolescent girls aged 15-19 in the 5 years preceding the survey, including current pregnancies, by planning status	Married/ In union	Unmarried/ not in union
Last pregnancy wanted (<2 years)	94.5	No data
Last pregnancy wanted later (>=2 years)	3.7	No data
Last pregnancy not wanted at all	1.9	No data
% of adolescent girls (aged 15-19) with an unmet need for modern methods of contraception	18.9	No data
% of sexually active unmarried adolescent girls (aged 15-19) who currently use at least one method of modern contraception	No data	

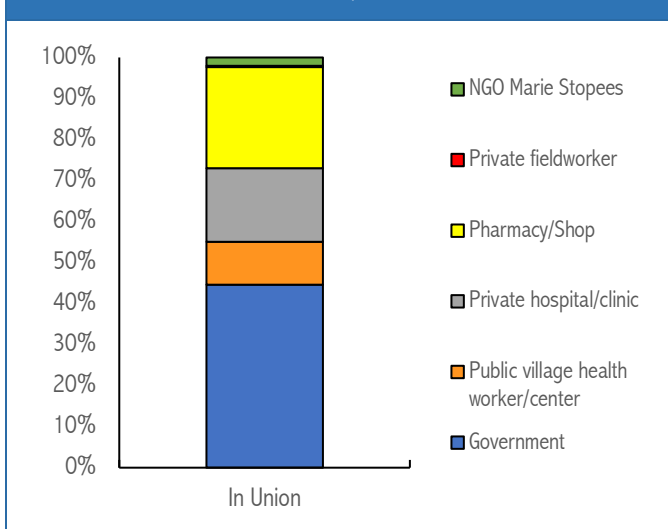
### Current use and non-use of contraception, 15-19 years<sup>7</sup> (2015-16)



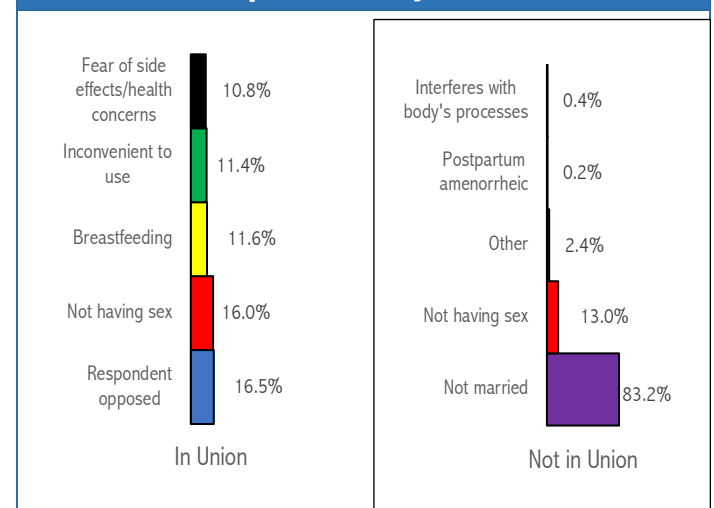
### Contraceptive method mix, 15-19 years<sup>7</sup> (2015-16)



### Main sources of contraception, 15-19 years<sup>7</sup> (2015-16)



### Main reasons for not intending to use contraception, 15-19 years<sup>7</sup> (2015-16)



## HIV/AIDS, SEXUALLY TRANSMITTED INFECTIONS (STIs) AND HUMAN PAPILLOMA VIRUS (HPV)

	Female			Male		
	10-19 years	10-14 years	15-19 years	10-19 years	10-14 years	15-19 years
Number of adolescents living with HIV <sup>8</sup> (2020)	6300	1800	4500	5600	1800	3800
Number of new HIV infections among adolescents per year <sup>98</sup> (2020)	1100	No data	1100	1000	No data	1000
% of adolescents with comprehensive knowledge about AIDS <sup>5</sup> (2015-16)	No data	No data	13.4	No data	No data	14.3
% prevalence of sexually transmitted infections among adolescents <sup>5</sup> (2015-16)	No data	No data	8.5	No data	No data	8.8
% of sexually active adolescents who had an HIV test in the last 12 months and received the results <sup>5</sup> (2015-16)	No data	No data	2.4	No data	No data	8.3
% of girls, 15 or older, who have completed the full three dose vaccination schedule for HPV	No data	No data	No data	No data	No data	No data

## MENSTRUAL HEALTH

	10-14 years	15-19 years
% of adolescent girls who were aware of menstruation before the onset of their first menstruation	No data	No data
% of adolescent girls who did not participate in social activities, school, or work due to their last menstruation in the last 12 months	No data	No data

## DATA SOURCES

1. World Population Prospects, 2019 Revision. *Population data*. United Nations Department of Economic and Social Affairs, Population Division. Available from: <https://esa.un.org/unpd/wpp/Download/Standard/Population/> [Accessed 15<sup>th</sup> May, 2020].
  2. United Nations. *World Urbanization Prospects, the 2014 Revision*. New York: United Nations; Department of Economic and Social Affairs, Population Division; 2014.
  3. Keeley B, Little C. *The State of the World's Children 2017: Children in a Digital World*. UNICEF: New York; 2017.
  4. UNESCO Institute of Statistics. *UIS Statistics*. Available from: <http://data.uis.unesco.org> [Accessed 15<sup>th</sup> May 2020].
  5. Ministry of Health and Sports (MoHS) and ICF. *Myanmar Demographic and Health Survey 2015-16*. Nay Pyi Taw, Myanmar, and Rockville, Maryland USA: Ministry of Health and Sports and ICF; 2017.
- \*Unmet need for modern methods of contraception for girls not married/in union is for the proportion that are sexually active in the last month.
6. United Nations Department of Economic and Social Affairs, Population Division. *World Population Prospects. Fertility data- 2020-2025*. Available from: <https://population.un.org/wpp/Download/Standard/Fertility/> [Accessed 15<sup>th</sup> May 2020].
  7. Ministry of Health and Sports (MoHS) and ICF. *Myanmar Demographic and Health Survey 2015-16/ MMIR71FL.DTA*. Nay Pyi Taw, Myanmar, and Rockville, Maryland USA: Ministry of Health and Sports and ICF; 2017.
  8. UNAIDS. *Trends of new HIV infections*. Available from: <http://aidsinfo.unaids.org> [Accessed 15<sup>th</sup> May 2020].