

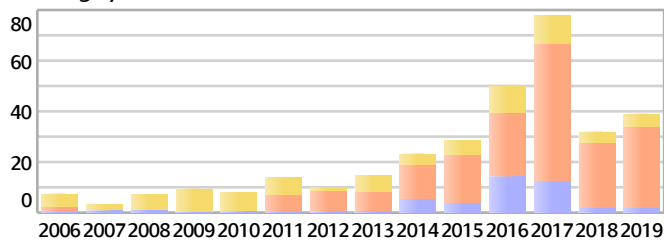
Myanmar

Tuberculosis finance profile

Gross domestic product per capita, purchasing power parity (constant 2011 international \$): 5612 (2017)

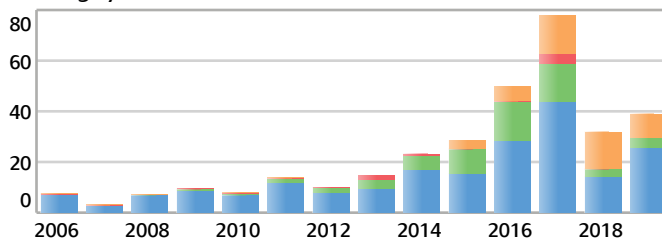
Total National TB Programme (NTP) budget, available funding and expenditure

Funding by source (US\$ millions)



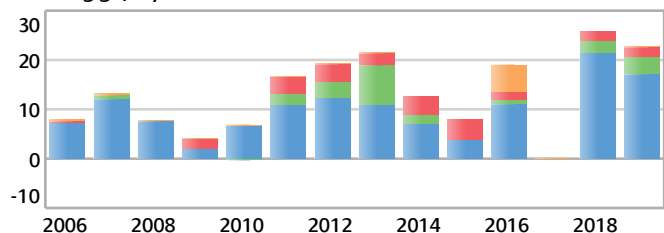
Grants (excluding Global Fund) Global Fund Domestic

Funding by line item (US\$ millions)



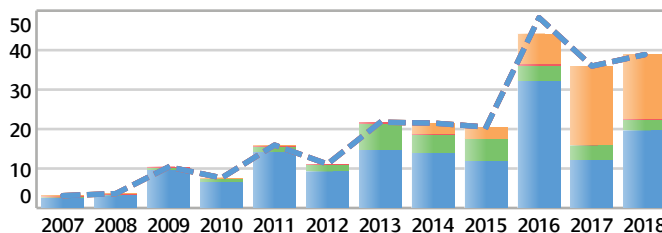
Unknown Other TB/HIV Drug-resistant TB TB Programme

Funding gap by line item (US\$ millions)



Other TB/HIV Drug-resistant TB TB Programme

Received funding (line) and actual expenditure by line item (US\$ millions)

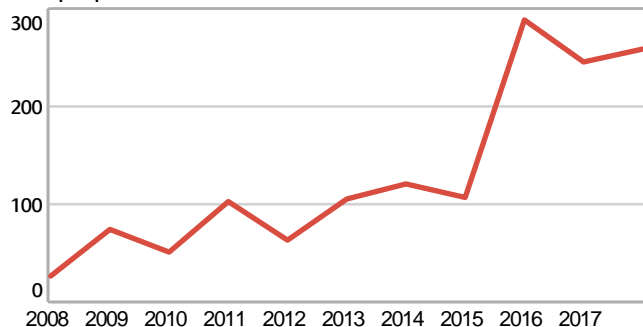


Unknown Other TB/HIV Drug-resistant TB TB Programme

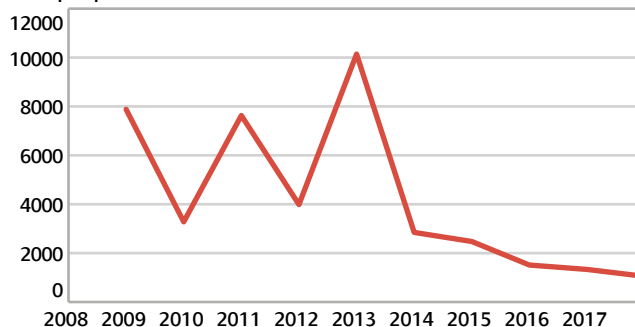
TB Programme funding includes staff, drug-susceptible TB drugs, laboratories, patient support, community engagement, public-private mix surveys and operational research.

Average expenditure per patient

Average expenditure per notified TB patient (US\$ per patient)

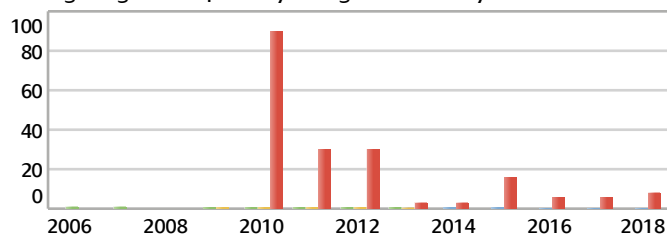


Average expenditure per patient treated for MDR-TB (US\$ per patient)



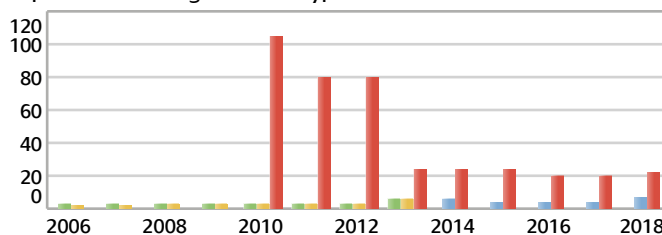
Use of general health services

Average length of hospital stay during treatment (days)



New smear-positive First-line treatment New smear-neg/extrapulmonary Drug-resistant TB treatment

Outpatient care during treatment (typical number of visits)



New smear-positive First-line treatment New smear-neg/extrapulmonary Drug-resistant TB treatment