

Hepatitis B Control

Country Profile 2015



World Health
Organization

Western Pacific Region





Hepatitis B Control

Country Profile 2015

WPR/2016/EPI/003

© World Health Organization 2016

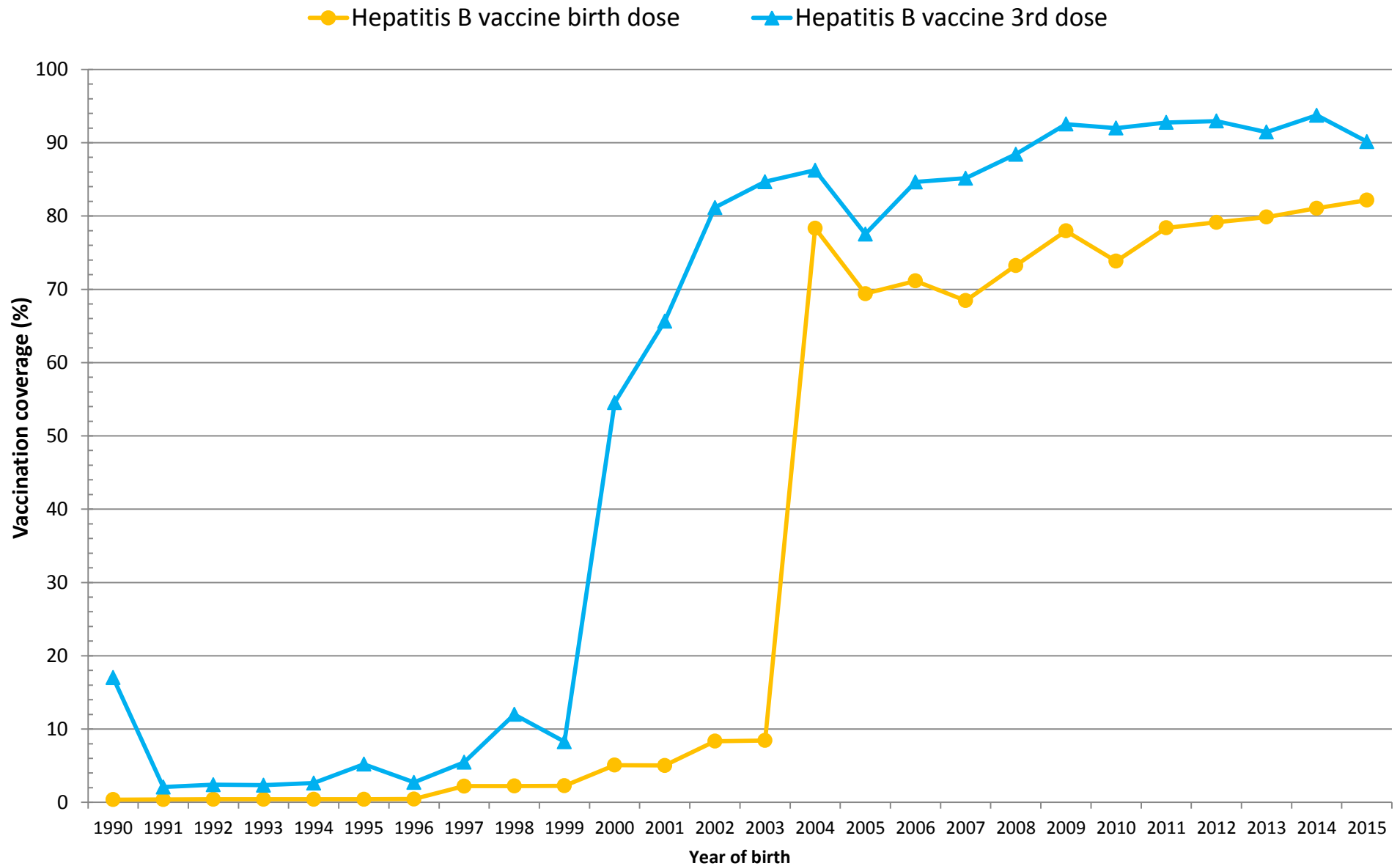
All rights reserved.

CONTENTS

Regional Progress: Hepatitis B Vaccination Coverage, 1990–2015	1	Mongolia	20
Regional Progress: Status of the 2017 Hepatitis B Control Milestone of <1% HBsAg Prevalence among 5 year old children	2	Nauru	21
Country Profiles		New Caledonia	22
American Samoa	3	New Zealand	23
Australia	4	Niue	24
Brunei Darussalam	5	Palau	25
Cambodia	6	Papua New Guinea	26
China	7	Philippines	27
Hong Kong SAR (China)	8	Republic of Korea	28
Macao SAR (China)	9	Republic of the Marshall Islands	29
Commonwealth of the Northern Mariana Islands	10	Samoa	30
Cook Islands	11	Singapore	31
Fiji	12	Solomon Islands	32
French Polynesia	13	Tokelau	33
Guam	14	Tonga	34
Japan	15	Tuvalu	35
Kiribati	16	Vanuatu	36
Lao People’s Democratic Republic	17	Viet Nam	37
Malaysia	18	Wallis and Futuna	38
Federated States of Micronesia	19		

Regional Progress

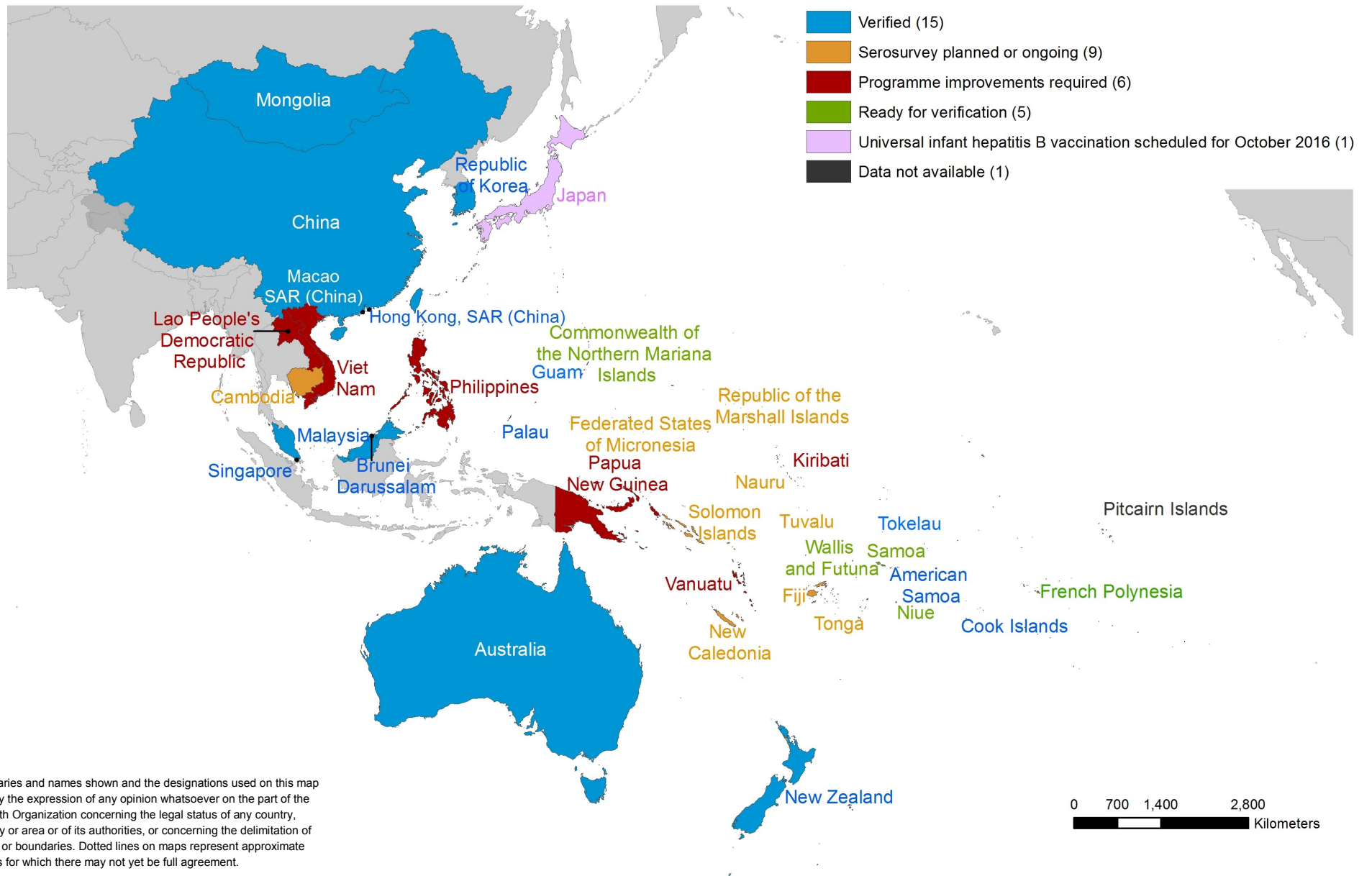
Hepatitis B vaccination coverage, 1990 – 2015



Source: WHO and UNICEF Joint Reporting Form on Immunization

Regional Progress

Regional Progress: Status of the 2017 Hepatitis B Control Milestone of <1% HBsAg Prevalence among 5 year old children



The boundaries and names shown and the designations used on this map do not imply the expression of any opinion whatsoever on the part of the World Health Organization concerning the legal status of any country, territory, city or area or of its authorities, or concerning the delimitation of its frontiers or boundaries. Dotted lines on maps represent approximate border lines for which there may not yet be full agreement.

© WHO Regional Office for the Western Pacific 2016. All rights reserved

AMERICAN SAMOA

Demographics

Total population (2015)	55 538
Births (2011)	1 287
Surviving infants (2011)	1 278
Urban population (2015)	87%

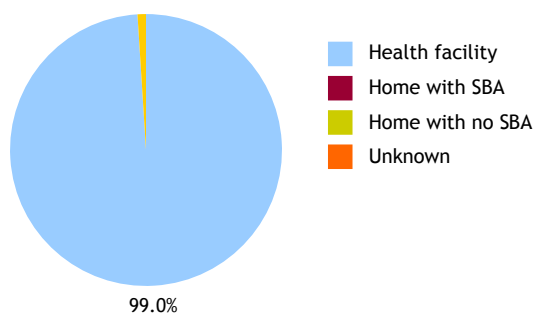
Hepatitis B vaccine

HepB3 introduced nationwide	1986-1987
HepB birth dose introduced	1991
Current schedule	0, 1 month, 12 months
HepB3 type	Monovalent

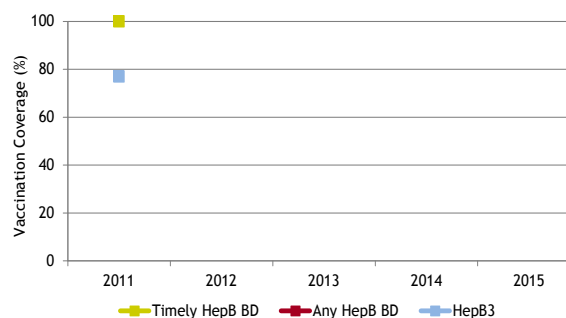
WHO verification

Status of verifying prevalence targets	
Verification started:	February 2013
Decision:	<1% in children
Decision date:	October 2014

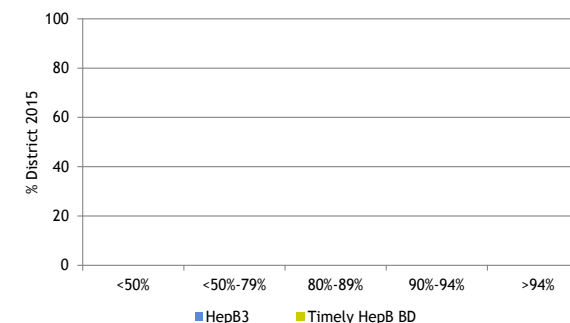
2012 Neonatal deliveries



Hepatitis B vaccination coverage



2015 Districts by coverage categories



Vaccination coverage surveys

Survey year	Location	Ages enrolled	Sample size	HepB BD %	HepB3 %	DTP3 %	Reference/Notes
1990	National	3-4 years	95	not reported	82%	not reported	Mahoney Pac Hth Dialog 1996
1995	National	7-8 years	432	75%	91%	not reported	Bialek ISVHLD P351 2006
1996	National	7-8 years	435	not reported	87%	not reported	Mahoney Pac Hth Dialog 1996

Hepatitis B serological surveys

Survey year	Location	Ages enrolled	Sampling base	Sample size	HBsAg prevalence (95%CI)	Reference/Notes
1991	Tutuila	3-4 years	Community based	93	2.2%	Mahoney JID 2009
1995	Nationwide	7-8 years	Community based	432	0.5%	Bialek ISVHLD P351 2006
2011	Nationwide	6 years	School based	562	0.2%	Govt American Samoa 2012

Abbreviations: DTP3: 3rd dose of Diptheria, Tetanus and Pertussis vaccine; HepB3: at least 3 doses of hepatitis B vaccine; HBsAg: hepatitis B surface antigen; SBA: Skilled Birth Attendant; Timely HepB BD: birth dose within 24 hours
Sources: Total population was from the United Nations World Population Prospects the 2015 revision; Urban Population was derived from World Bank; 2012 Neonatal deliveries was derived from the Western Pacific Country Health Information Profiles; Unless otherwise noted in the section marked References/Notes, all remaining data was derived from the WHO and UNICEF Joint Reporting Form on Immunization

Demographics

Total population (2015)	23 968 973
Births (2015)	317 650
Surviving infants (2015)	314 448
Urban population (2015)	89%

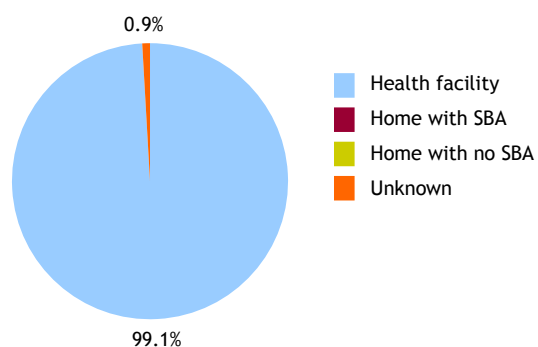
Hepatitis B vaccine

HepB3 introduced nationwide	2000
HepB birth dose introduced	2000
Current schedule	0, 2 months, 4 months, 6 months
HepB3 type	DTP-Hib-HepB-IPV

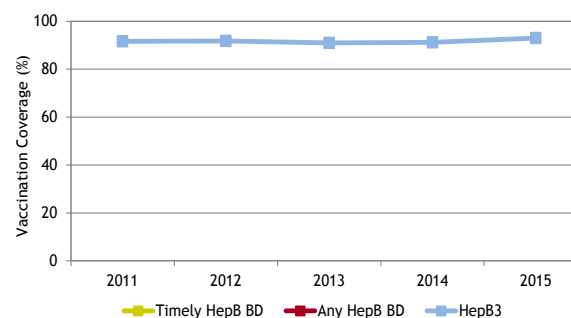
WHO verification

Status of verifying prevalence targets	
Verification started:	June 2012
Decision:	<1% in children
Decision date:	December 2012

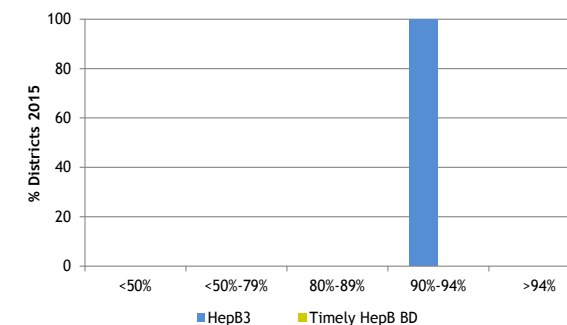
2012 Neonatal deliveries



Hepatitis B vaccination coverage



2015 Districts by coverage categories *



Vaccination coverage surveys

Survey year	Location	Ages enrolled	Sample size	HepB BD %	HepB3 %	DTP3 %	Reference/Notes
2007	National	12 months	280 874	not reported	94%	92%	From National Health Insurance covering 99% of population

Hepatitis B serological surveys

Survey year	Location	Ages enrolled	Sampling base	Sample size	HBsAg prevalence (95%CI)	Reference/Notes
2002	Nationwide	1-9 years	Hospital based	249	0.4% (0.0% - 2.2%)	Gidding Vaccine 2007

Abbreviations: DTP3: 3rd dose of Diptheria, Tetanus and Pertusis vaccine; HepB3: at least 3 doses of hepatitis B vaccine; HBsAg: hepatitis B surface antigen; SBA: Skilled Birth Attendant; Timely HepB BD: birth dose within 24 hours
Sources: Total population, births and surviving infants were from the United Nations World Population Prospects the 2015 revision; Urban Population was derived from World Bank; 2012 Neonatal deliveries was derived from the Western Pacific Country Health Information Profiles; Unless otherwise noted in the section marked References/Notes, all remaining data was derived from the WHO and UNICEF Joint Reporting Form on Immunization
 *HepB3 vaccination coverage when available, otherwise graph represents DTP3 coverage.

BRUNEI DARUSSALAM

Demographics

Total population (2015)	417 200
Births (2015)	6 699
Surviving infants (2015)	6 455
Urban population (2015)	77%

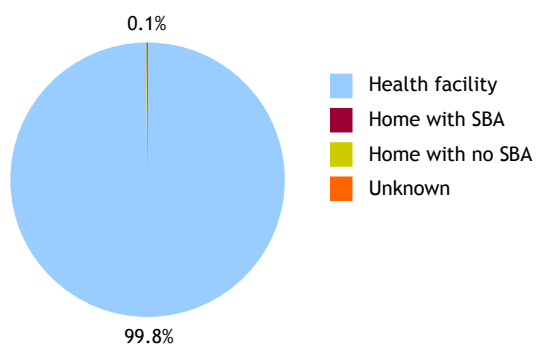
Hepatitis B vaccine

HepB3 introduced nationwide	1988
HepB birth dose introduced	1988
Current schedule	0, 2 months, 4 months, 6 months
HepB3 type	DTP-Hib-HepB-IPV

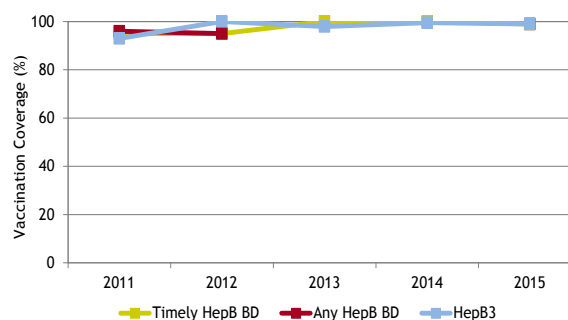
WHO verification

Status of verifying prevalence targets	
Verification started:	March 2013
Decision:	<1% in children
Decision date:	June 2013

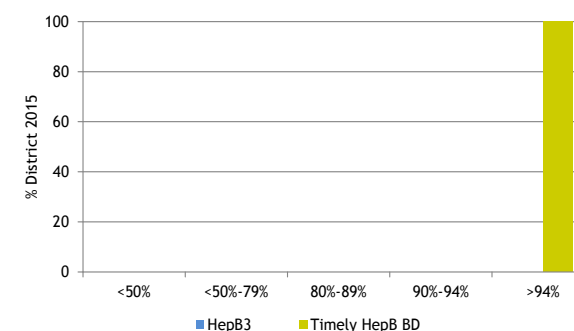
2012 Neonatal deliveries



Hepatitis B vaccination coverage



2015 Districts by coverage categories



Vaccination coverage surveys

Survey year	Location	Ages enrolled	Sample size	HepB BD %	HepB3 %	DTP3 %	Reference/Notes
-------------	----------	---------------	-------------	-----------	---------	--------	-----------------

Hepatitis B serological surveys

Survey year	Location	Ages enrolled	Sampling base	Sample size	HBsAg prevalence (95%CI)	Reference/Notes
2011	National	8-9 years	School based	4513	0.09%	MoH Brunei 2012

Abbreviations: DTP3: 3rd dose of Diptheria, Tetanus and Pertussis vaccine; HepB3: at least 3 doses of hepatitis B vaccine; HBsAg: hepatitis B surface antigen; SBA: Skilled Birth Attendant; Timely HepB BD: birth dose within 24 hours
Sources: Urban Population was derived from World Bank; 2012 Neonatal deliveries was derived from the Western Pacific Country Health Information Profiles; Unless otherwise noted in the section marked References/Notes, all remaining data was derived from the WHO and UNICEF Joint Reporting Form on Immunization

Demographics

Total population (2015)	14 892 374
Births (2015)	381 245
Surviving infants (2015)	344 014
Urban population (2015)	93%

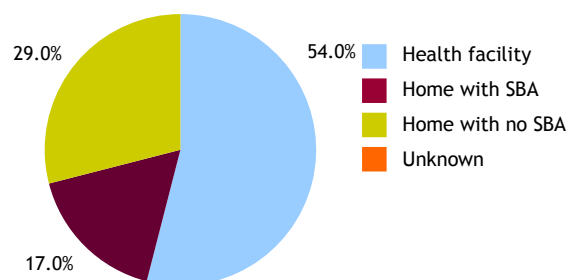
Hepatitis B vaccine

HepB3 introduced nationwide	2005
HepB birth dose introduced	2005
Current schedule	0, 6 weeks, 10 weeks, 14 weeks
HepB3 type	DTP-Hib-HepB

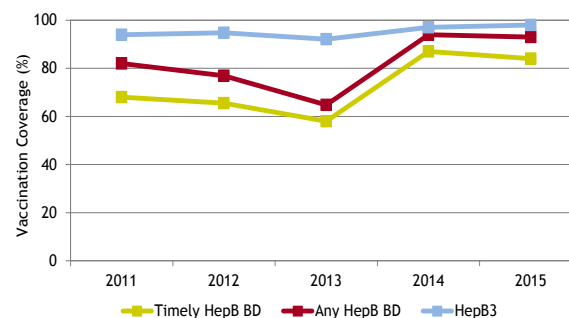
WHO verification

Status of verifying prevalence targets	
Verification started:	pending
Decision:	n.a.
Decision date:	n.a.

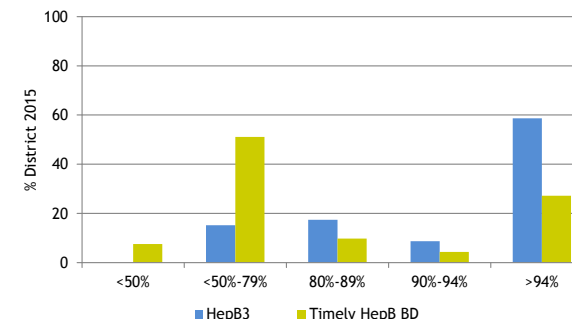
2012 Neonatal deliveries



Hepatitis B vaccination coverage



2015 Districts by coverage categories *



Vaccination coverage surveys

Survey year	Location	Ages enrolled	Sample size	HepB BD %	HepB3 %	DTP3 %	Reference/Notes
2005	National	12-23 months	1517	not reported	not reported	78%	DHS Survey
2009	National	12-23 months	1068	61%	not reported	56%	Cambodia Socio-Economic Survey 2009 (confirmation method only by card)
2010	National	12-23 months	1614	73%	84%	84%	DHS Survey: HepB BD 73%, HepB3 85%, DTP3 85% by 12 months
2014	National	12-23 months	1460	83%	84%	84%	DHS Survey: HepB BD 83%, HepB3 82%, DTP3 82% by 12 months

Hepatitis B serological surveys

Survey year	Location	Ages enrolled	Sampling base	Sample size	HBsAg prevalence (95%CI)	Reference/Notes
2001	Kg Chhnang	9-17 months	Hospital based	900	2.7%	Report MoH/PATH/AIHI
2006	Nationwide	5 years	Community based	1558	3.5% (2.4% - 4.8%)	Soeung AMTH 2009
2011	Urban, Rural, Remote	4-5 years	Community based	2429	0.3%, 1.4%, 3.5%	Mao Vaccine 2013

Abbreviations: DTP3: 3rd dose of Diptheria, Tetanus and Pertusis vaccine; HepB3: at least 3 doses of hepatitis B vaccine; HBsAg: hepatitis B surface antigen; SBA: Skilled Birth Attendant; Timely HepB BD: birth dose within 24 hours
Sources: Urban Population was derived from World Bank; 2012 Neonatal deliveries was derived from the Western Pacific Country Health Information Profiles; Unless otherwise noted in the section marked References/Notes, all remaining data was derived from the WHO and UNICEF Joint Reporting Form on Immunization
 *HepB3 vaccination coverage when available, otherwise graph represents DTP3 coverage.

CHINA

Demographics

Total population (2015)	1 374 620 000
Births (2015)	16 550 000
Surviving infants (2014)	16 152 165
Urban population (2015)	21%

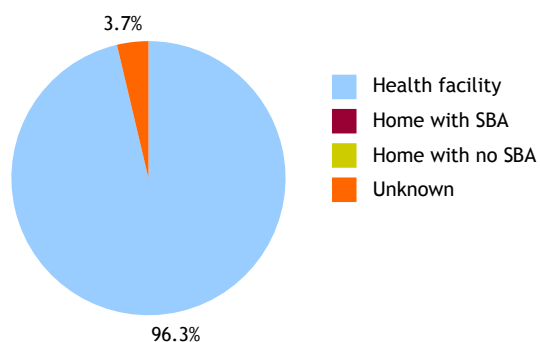
Hepatitis B vaccine

HepB3 introduced nationwide	1992
HepB birth dose introduced	1992
Current schedule	0, 1 month, 6 months
HepB3 type	Monovalent

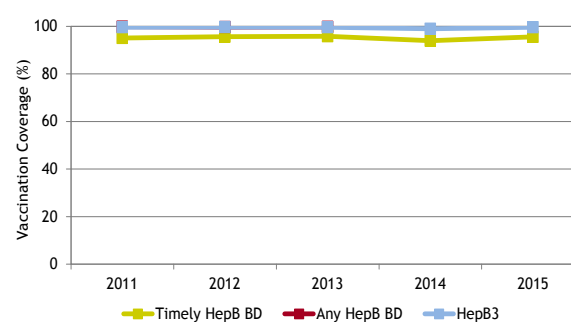
WHO verification

Status of verifying prevalence targets	
Verification started:	February 2012
Decision:	<1% in children
Decision date:	June 2012

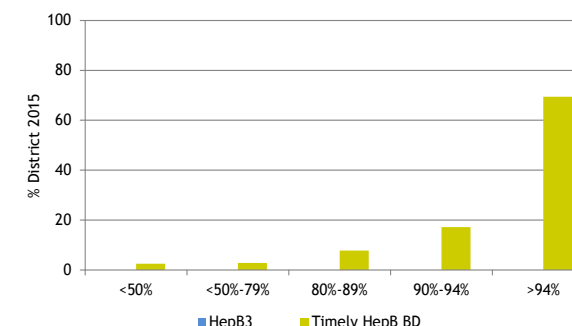
2012 Neonatal deliveries



Hepatitis B vaccination coverage



2015 Districts by coverage categories



Vaccination coverage surveys

Survey year	Location	Ages enrolled	Sample size	HepB BD %	HepB3 %	DTP3 %	Reference/Notes
2004	National	12-23 months	171 188	not reported	85%	not reported	The National EPI Evaluation Report 2004 (Confirmation method by card only); 90% HepB3 by 12 months
2006	National	1 year	3636	93%	83%	not reported	Liang JID 2009; 2005 birth cohort
2008	National	12-23 months	9762	not reported	93%	91%	Analysis Report of National Health Services Survey in China

Hepatitis B serological surveys

Survey year	Location	Ages enrolled	Sampling base	Sample size	HBsAg prevalence (95%CI)	Reference/Notes
2006	Nationwide	1-4 years	Community based	16 376	1.0% (0.8% - 1.2%)	Liang Vaccine 2009
2006	Nationwide	5 years	Community based	2215	1.1% (0.4% - 1.8%)	Liang JID 2009
2006	Nationwide	6 years	Community based	2356	0.9% (0.4% - 1.5%)	Liang JID 2009

Abbreviations: DTP3: 3rd dose of Diphtheria, Tetanus and Pertussis vaccine; HepB3: at least 3 doses of hepatitis B vaccine; HBsAg: hepatitis B surface antigen; SBA: Skilled Birth Attendant; Timely HepB BD: birth dose within 24 hours
Sources: Urban Population was derived from World Bank; 2012 Neonatal deliveries was derived from the Western Pacific Country Health Information Profiles; Unless otherwise noted in the section marked References/Notes, all remaining data was derived from the WHO and UNICEF Joint Reporting Form on Immunization

HONG KONG SAR (CHINA)

Demographics

Total population (2015)	7 305 700
Births (2015)	59 901
Surviving infants (2015)	no data
Urban population (2015)	95%

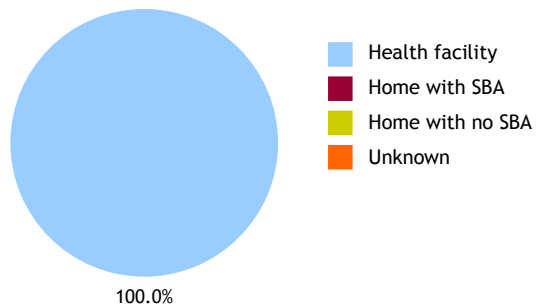
Hepatitis B vaccine

HepB3 introduced nationwide	1988
HepB birth dose introduced	1988
Current schedule	0, 1 month, 6 months
HepB3 type	Monovalent

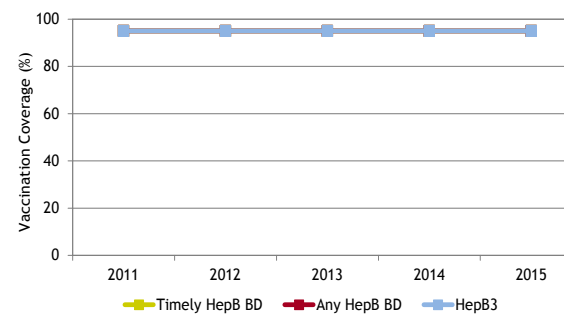
WHO verification

Status of verifying prevalence targets	
Verification started:	February 2011
Decision:	<1% in children
Decision date:	July 2011

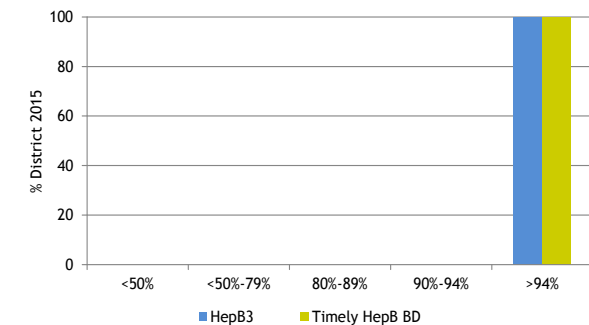
2012 Neonatal deliveries



Hepatitis B vaccination coverage



2015 Districts by coverage categories *



Vaccination coverage surveys

Survey year	Location	Ages enrolled	Sample size	HepB BD %	HepB3 %	DTP3 %	Reference/Notes
2009	National	2-5 years	6248	not reported	≥99.5%	>99.8%	MoH Hong Kong 2011

Hepatitis B serological surveys

Survey year	Location	Ages enrolled	Sampling base	Sample size	HBsAg prevalence (95%CI)	Reference/Notes
2006	Nationwide	1-4 years	Laboratory based	196	1%	MoH Hong Kong 2011
2009	Nationwide	12-15 years	School based	1913	0.8% (0.4% - 1.2%)	MoH Hong Kong 2011

Abbreviations: DTP3: 3rd dose of Diptheria, Tetanus and Pertusis vaccine; HepB3: at least 3 doses of hepatitis B vaccine; HBsAg: hepatitis B surface antigen; SBA: Skilled Birth Attendant; Timely HepB BD: birth dose within 24 hours
Sources: Urban Population was derived from World Bank; 2012 Neonatal deliveries was derived from the Western Pacific Country Health Information Profiles; Unless otherwise noted in the section marked References/Notes, all remaining data was derived from the WHO and UNICEF Joint Reporting Form on Immunization
 *HepB3 vaccination coverage when available, otherwise graph represents DTP3 coverage.

MACAO SAR (CHINA)

Demographics

Total population (2015)	646 800
Births (2015)	7 055
Surviving infants (2015)	7 055
Urban population (2015)	100%

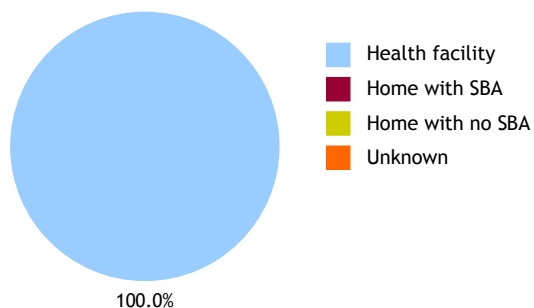
Hepatitis B vaccine

HepB3 introduced nationwide	1984
HepB birth dose introduced	1989
Current schedule	0, 1 month, 6 months
HepB3 type	Monovalent

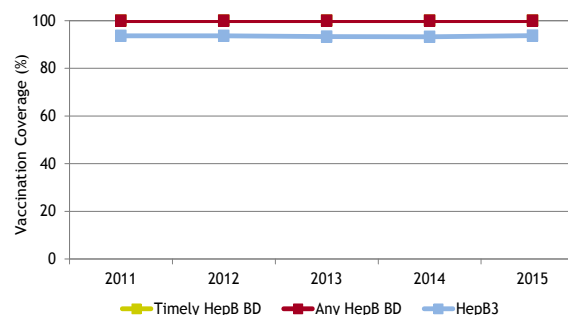
WHO verification

Status of verifying prevalence targets	
Verification started:	April 2008
Decision:	<1% in children
Decision date:	August 2008

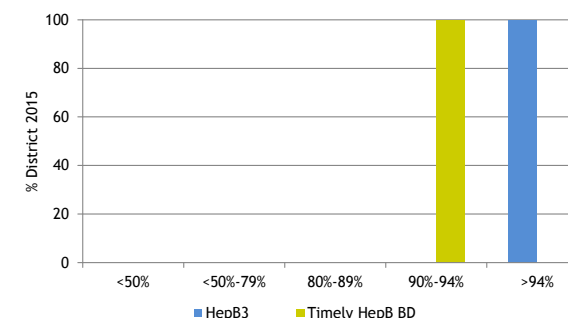
2012 Neonatal deliveries



Hepatitis B vaccination coverage



2015 Districts by coverage categories*



Vaccination coverage surveys

Survey year	Location	Ages enrolled	Sample size	HepB BD %	HepB3 %	DTP3 %	Reference/Notes
-------------	----------	---------------	-------------	-----------	---------	--------	-----------------

Hepatitis B serological surveys

Survey year	Location	Ages enrolled	Sampling base	Sample size	HBsAg prevalence (95%CI)	Reference/Notes
2003	National	6-9 years	School based	437	0% (0% - 0.7%)	MoH Macao 2008

Abbreviations: DTP3: 3rd dose of Diphteria, Tetanus and Pertusis vaccine; HepB3: at least 3 doses of hepatitis B vaccine; HBsAg: hepatitis B surface antigen; SBA: Skilled Birth Attendant; Timely HepB BD: birth dose within 24 hours
Sources: Urban Population was derived from World Bank; 2012 Neonatal deliveries was derived from the Western Pacific Country Health Information Profiles; Unless otherwise noted in the section marked References/Notes, all remaining data was derived from the WHO and UNICEF Joint Reporting Form on Immunization
 *HepB3 vaccination coverage when available, otherwise graph represents DTP3 coverage.

COMMONWEALTH OF THE NORTHERN MARIANA ISLANDS

Demographics

Total population (2015)	55 070
Births (2011)	1 025
Surviving infants (2011)	1 038
Urban population (2015)	89%

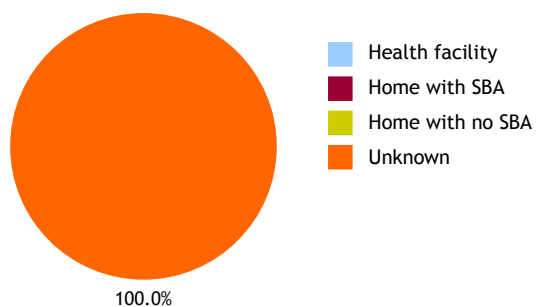
Hepatitis B vaccine

HepB3 introduced nationwide	1988
HepB birth dose introduced	1988
Current schedule	0, 6 weeks, 6 months
HepB3 type	DTP-HepB-IPV

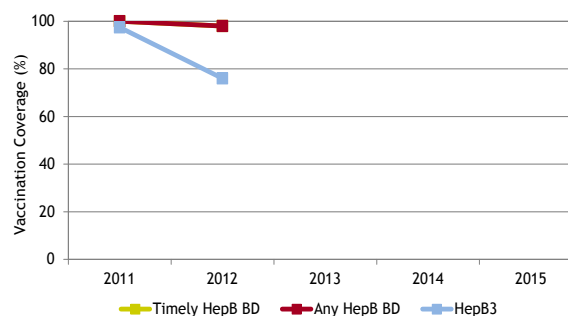
WHO verification

Status of verifying prevalence targets	
Verification started:	pending
Decision:	n.a.
Decision date:	n.a.

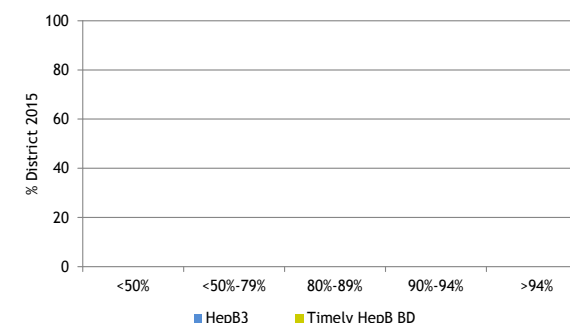
2012 Neonatal deliveries



Hepatitis B vaccination coverage



2015 Districts by coverage categories



Vaccination coverage surveys

Survey year	Location	Ages enrolled	Sample size	HepB BD %	HepB3 %	DTP3 %	Reference/Notes
1995	National	3-4 years	200	not reported	94%	not reported	Mahoney Pac Hth Dialog 1996
2005	National	19-35 months	295	100%	94%	not reported	

Hepatitis B serological surveys

Survey year	Location	Ages enrolled	Sampling base	Sample size	HBsAg prevalence (95%CI)	Reference/Notes
1994	Saipan	3-4 years	Health facility	200	0.5%	Durand Pac Hlth Dial 1996
2014	Nationwide	6 years	School based	804	0.0%	CNMI Healthcare Corp. 2015

Abbreviations: DTP3: 3rd dose of Diptheria, Tetanus and Pertussis vaccine; HepB3: at least 3 doses of hepatitis B vaccine; HBsAg: hepatitis B surface antigen; SBA: Skilled Birth Attendant; Timely HepB BD: birth dose within 24 hours
Sources: Total population was from the United Nations World Population Prospects the 2015 revision; Urban Population was derived from World Bank; 2012 Neonatal deliveries was derived from the Western Pacific Country Health Information Profiles; Unless otherwise noted in the section marked References/Notes, all remaining data was derived from the WHO and UNICEF Joint Reporting Form on Immunization

COOK ISLANDS

Demographics

Total population (2015)	15 052
Births (2015)	234
Surviving infants (2015)	232
Urban population (2015)	56%

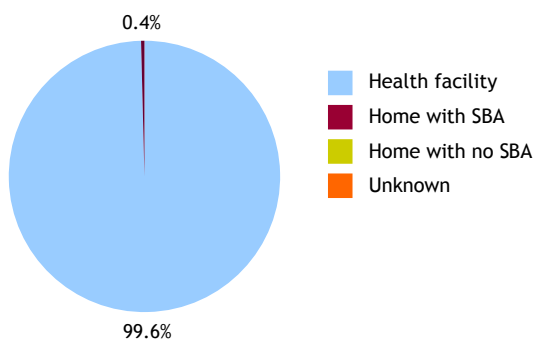
Hepatitis B vaccine

HepB3 introduced nationwide	1989
HepB birth dose introduced	1989
Current schedule	0, 6 weeks, 3 months, 5 months
HepB3 type	DTP-Hib-HepB

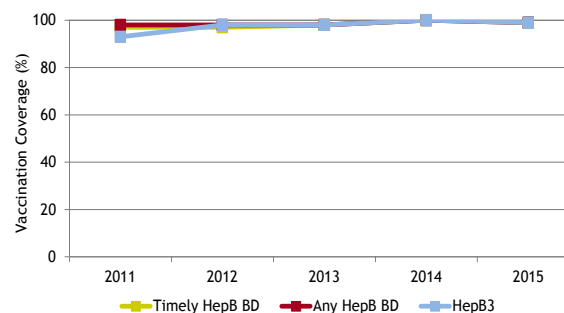
WHO verification

Status of verifying prevalence targets	
Verification started:	January 2013
Decision:	<1% in children
Decision date:	October 2013

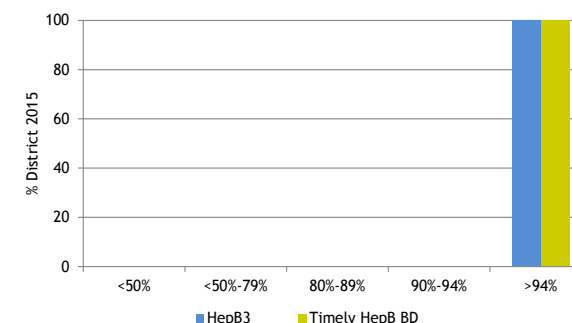
2012 Neonatal deliveries



Hepatitis B vaccination coverage



2015 Districts by coverage categories *



Vaccination coverage surveys

Survey year	Location	Ages enrolled	Sample size	HepB BD %	HepB3 %	DTP3 %	Reference/Notes
-------------	----------	---------------	-------------	-----------	---------	--------	-----------------

Hepatitis B serological surveys

Survey year	Location	Ages enrolled	Sampling base	Sample size	HBsAg prevalence (95%CI)	Reference/Notes
2012	7 of 11 islands	6 years	School based	265	0%	MoH Cook Islands 2013

Abbreviations: DTP3: 3rd dose of Diptheria, Tetanus and Pertusis vaccine; HepB3: at least 3 doses of hepatitis B vaccine; HBsAg: hepatitis B surface antigen; SBA: Skilled Birth Attendant; Timely HepB BD: birth dose within 24 hours
Sources: Urban Population was derived from World Bank; 2012 Neonatal deliveries was derived from the Western Pacific Country Health Information Profiles; Unless otherwise noted in the section marked References/Notes, all remaining data was derived from the WHO and UNICEF Joint Reporting Form on Immunization
 *HepB3 vaccination coverage when available, otherwise graph represents DTP3 coverage.

Demographics

Total population (2015)	933 073
Births (2015)	20 236
Surviving infants (2015)	20 072
Urban population (2015)	75%

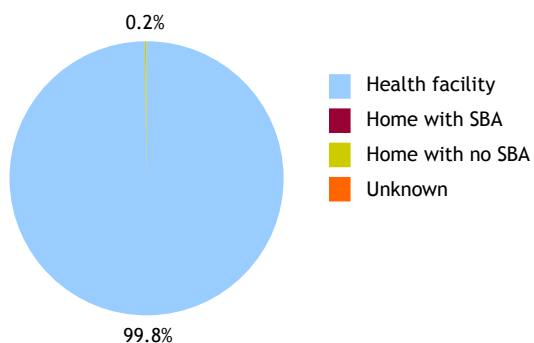
Hepatitis B vaccine

HepB3 introduced nationwide	1989
HepB birth dose introduced	1989
Current schedule	0, 6 weeks, 10 weeks, 14 weeks
HepB3 type	DTP-Hib-HepB

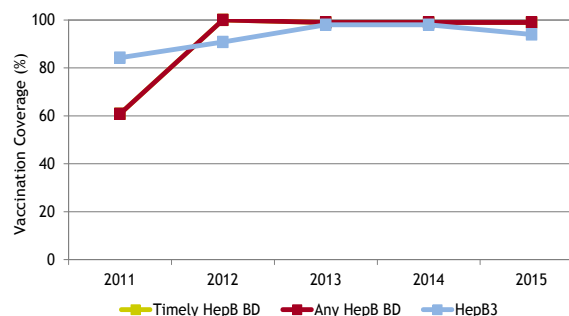
WHO verification

Status of verifying prevalence targets	
Verification started:	pending
Decision:	n.a.
Decision date:	n.a.

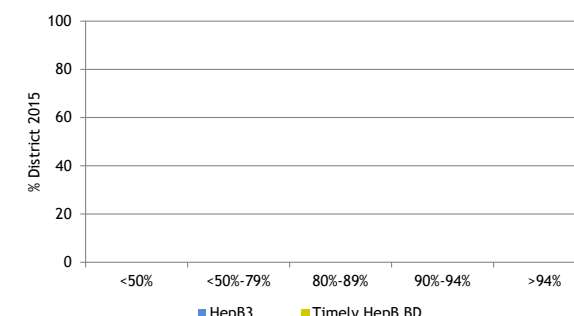
2012 Neonatal deliveries



Hepatitis B vaccination coverage



2015 Districts by coverage categories



Vaccination coverage surveys

Survey year	Location	Ages enrolled	Sample size	HepB BD %	HepB3 %	DTP3 %	Reference/Notes
1999	National	12-23 months	not reported	not reported	94%	92%	Fiji National EPI Survey
2005	National	12-23 months	630	not reported	92%	83%	Fiji Immunization Coverage Survey Report
2008	National	15-26 months	1200	86%	99%	99%	Fiji National Immunisation Coverage Survey

Hepatitis B serological surveys

Survey year	Location	Ages enrolled	Sampling base	Sample size	HBsAg prevalence (95%CI)	Reference/Notes
1998	Large Towns	12-24 months	Hospital based	285	0.7%	Wilson Vaccine 2000
2008	Sub-national	6 months-5 years	Community based	428	0%	WHO:RS/2009/GE/23(JPN)

Abbreviations: DTP3: 3rd dose of Diptheria, Tetanus and Pertusis vaccine; HepB3: at least 3 doses of hepatitis B vaccine; HBsAg: hepatitis B surface antigen; SBA: Skilled Birth Attendant; Timely HepB BD: birth dose within 24 hours
Sources: Urban Population was derived from World Bank; 2012 Neonatal deliveries was derived from the Western Pacific Country Health Information Profiles; Unless otherwise noted in the section marked References/Notes, all remaining data was derived from the WHO and UNICEF Joint Reporting Form on Immunization

FRENCH POLYNESIA

Demographics

Total population (2015)	271 800
Births (2015)	4 146
Surviving infants (2015)	no data
Urban population (2015)	54%

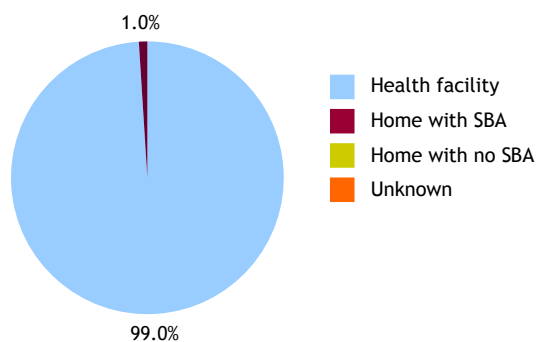
Hepatitis B vaccine

HepB3 introduced nationwide	1992
HepB birth dose introduced	1992
Current schedule	0, 2 months, 10 months
HepB3 type	DTP-Hib-HepB-IPV

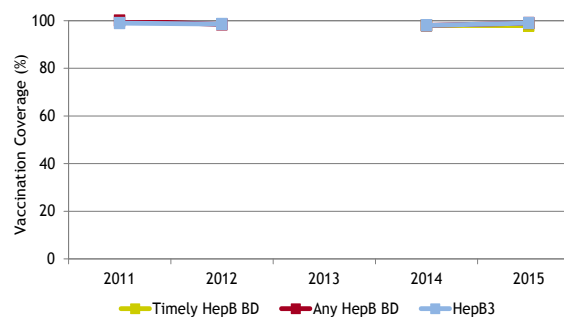
WHO verification

Status of verifying prevalence targets	
Verification started:	February 2016
Decision:	<1% in children
Decision date:	October 2016

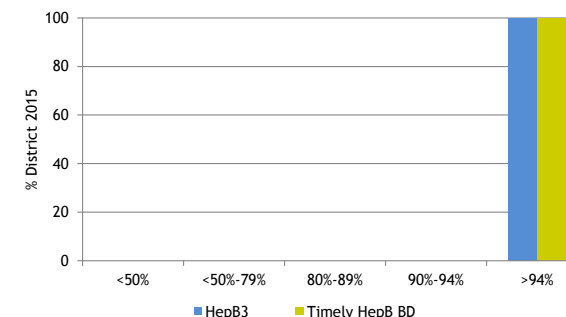
2012 Neonatal deliveries



Hepatitis B vaccination coverage



2015 Districts by coverage categories *



Vaccination coverage surveys

Survey year	Location	Ages enrolled	Sample size	HepB BD %	HepB3 %	DTP3 %	Reference/Notes
-------------	----------	---------------	-------------	-----------	---------	--------	-----------------

Hepatitis B serological surveys

Survey year	Location	Ages enrolled	Sampling base	Sample size	HBsAg prevalence (95%CI)	Reference/Notes
1988	Austral Island	0-11 months	Community based	957	2.1%	B Trans R Soc Trop 1990
2013-2014	Nationwide	6-7 years	School based	1196	0.0% (0.0%-0.5%)	Patel Vaccine 2016

Abbreviations: DTP3: 3rd dose of Diptheria, Tetanus and Pertusis vaccine; HepB3: at least 3 doses of hepatitis B vaccine; HBsAg: hepatitis B surface antigen; SBA: Skilled Birth Attendant; Timely HepB BD: birth dose within 24 hours
Sources: Urban Population was derived from World Bank; 2012 Neonatal deliveries was derived from the Western Pacific Country Health Information Profiles; Unless otherwise noted in the section marked References/Notes, all remaining data was derived from the WHO and UNICEF Joint Reporting Form on Immunization
 *HepB3 vaccination coverage when available, otherwise graph represents DTP3 coverage.

Demographics

Total population (2015)	161 785
Births (2015)	3 367
Surviving infants (2015)	3 319
Urban population (2015)	56%

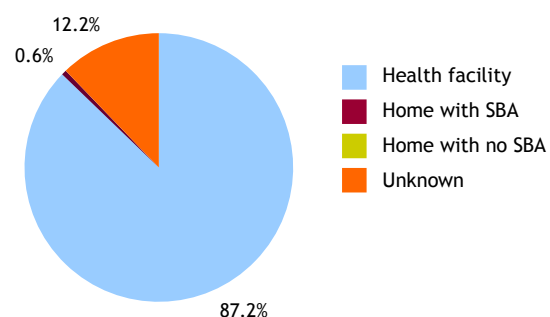
Hepatitis B vaccine

HepB3 introduced nationwide	1988
HepB birth dose introduced	1988
Current schedule	0, 1-2 months, 6-18 months
HepB3 type	Monovalent

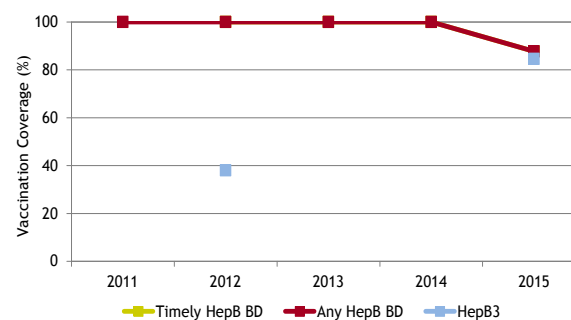
WHO verification

Status of verifying prevalence targets	
Verification started:	October 2015
Decision:	<1% in children
Decision date:	July 2016

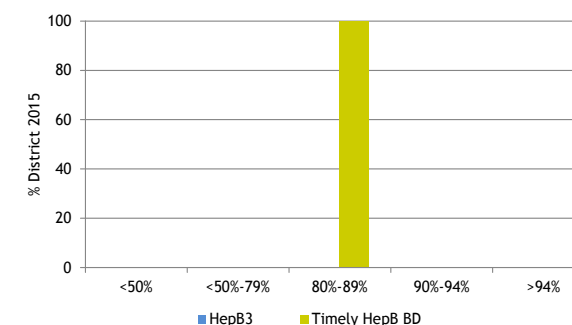
2012 Neonatal deliveries



Hepatitis B vaccination coverage



2015 Districts by coverage categories



Vaccination coverage surveys

Survey year	Location	Ages enrolled	Sample size	HepB BD %	HepB3 %	DTP3 %	Reference/Notes
-------------	----------	---------------	-------------	-----------	---------	--------	-----------------

Hepatitis B serological surveys

Survey year	Location	Ages enrolled	Sampling base	Sample size	HBsAg prevalence (95%CI)	Reference/Notes
2015	National	6 years	School based	1484	0.0%	Guam DoH & Social Services 2015

Abbreviations: DTP3: 3rd dose of Diptheria, Tetanus and Pertusis vaccine; HepB3: at least 3 doses of hepatitis B vaccine; HBsAg: hepatitis B surface antigen; SBA: Skilled Birth Attendant; Timely HepB BD: birth dose within 24 hours
Sources: Urban Population was derived from World Bank; 2012 Neonatal deliveries was derived from the Western Pacific Country Health Information Profiles; Unless otherwise noted in the section marked References/Notes, all remaining data was derived from the WHO and UNICEF Joint Reporting Form on Immunization

JAPAN

Demographics

Total population (2015)	126 942 000
Births (2015)	1 037 064
Surviving infants (2015)	1 013 979
Urban population (2015)	100%

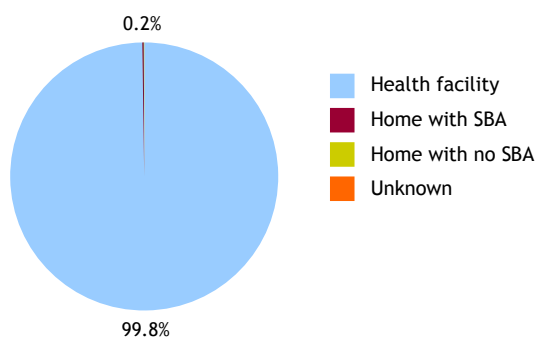
Hepatitis B vaccine

HepB3 introduced nationwide	Scheduled to start in Oct 2016
HepB birth dose introduced	If born to HBsAg+ mothers
Current schedule	2 months, 3 months, 7 months
HepB3 type	Monovalent

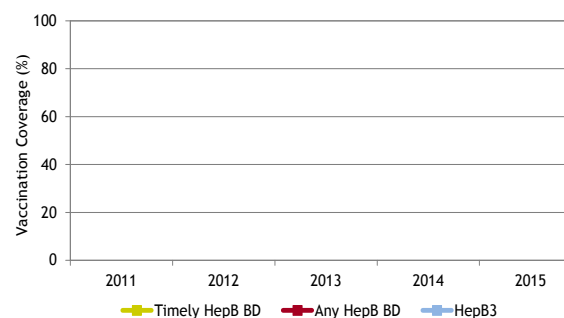
WHO verification

Status of verifying prevalence targets	
Verification started:	pending
Decision:	n.a.
Decision date:	n.a.

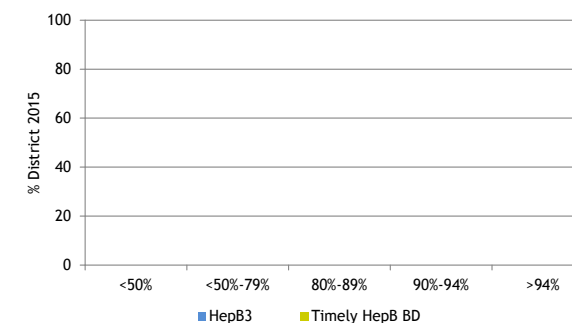
2012 Neonatal deliveries



Hepatitis B vaccination coverage



2015 Districts by coverage categories



Vaccination coverage surveys

Survey year	Location	Ages enrolled	Sample size	HepB BD %	HepB3 %	DTP3 %	Reference/Notes
-------------	----------	---------------	-------------	-----------	---------	--------	-----------------

Hepatitis B serological surveys

Survey year	Location	Ages enrolled	Sampling base	Sample size	HBsAg prevalence (95%CI)	Reference/Notes
1989	Okinawa	1-4 years	School based	1529	0.1%	Hayashi Int J Epi 1990
1995-1996	Nationwide	16-19 years	Blood Donors	107 879	0.4% (0.4% - 0.5%)	Furusyo AMTM 1998
1995-2000	Nationwide	16-19 years	Blood Donors	582 415	0.23% (0.22% - 0.24%)	Tanaka Interviol 2004
2009	Iwate prefecture	5-9 years	School based	17 363	0.0% (0.00%-0.04%)	Tanaka Interviol 2011

Abbreviations: DTP3: 3rd dose of Diptheria, Tetanus and Pertusis vaccine; HepB3: at least 3 doses of hepatitis B vaccine; HBsAg: hepatitis B surface antigen; SBA: Skilled Birth Attendant; Timely HepB BD: birth dose within 24 hours
Sources: Urban Population was derived from World Bank; 2012 Neonatal deliveries was derived from the Western Pacific Country Health Information Profiles; Unless otherwise noted in the section marked References/Notes, all remaining data was derived from the WHO and UNICEF Joint Reporting Form on Immunization

Demographics

Total population (2015)	114 104
Births (2015)	3 340
Surviving infants (2015)	3 180
Urban population (2015)	44%

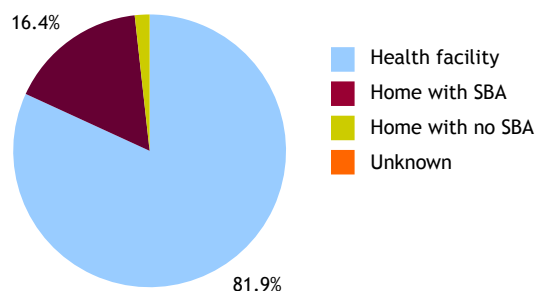
Hepatitis B vaccine

HepB3 introduced nationwide	1995
HepB birth dose introduced	1990
Current schedule	0, 6 weeks, 10 weeks, 14 weeks
HepB3 type	DTP-Hib-HepB

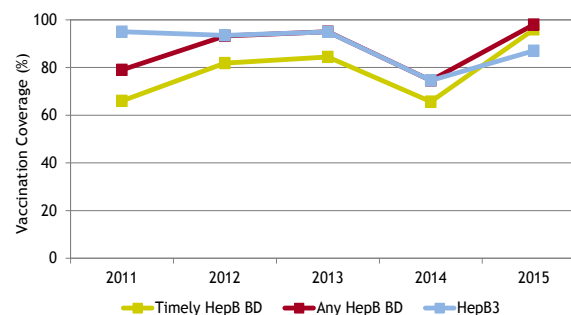
WHO verification

Status of verifying prevalence targets	
Verification started:	pending
Decision:	n.a.
Decision date:	n.a.

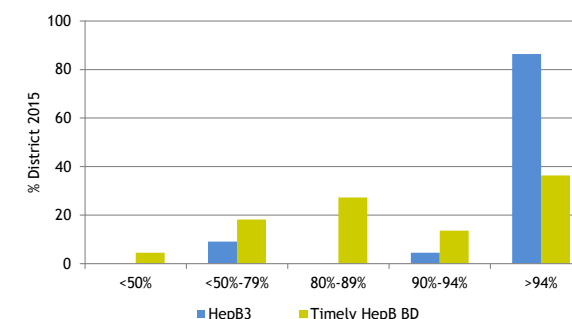
2012 Neonatal deliveries



Hepatitis B vaccination coverage



2015 Districts by coverage categories*



Vaccination coverage surveys

Survey year	Location	Ages enrolled	Sample size	HepB BD %	HepB3 %	DTP3 %	Reference/Notes
2009	National	48-59 months	181	not reported	not reported	32%	DHS Survey; by 12 months
2009	National	36-47 months	200	not reported	not reported	42%	DHS Survey; by 12 months
2009	National	24-35 months	202	not reported	not reported	50%	DHS Survey; by 12 months
2009	National	12-23 months	233	not reported	61%	61%	DHS Survey: HepB3 58%, DTP3 58% by 12 months

Hepatitis B serological surveys

Survey year	Location	Ages enrolled	Sampling base	Sample size	HBsAg prevalence (95%CI)	Reference/Notes
1998	Large Towns	12-24 months	Hospital based	156	3.8%	Wilson Vaccine 2000
2014	National	5-9 years	Community based	1249	3.3%	MoH Kiribati 2015

Abbreviations: DTP3: 3rd dose of Diphtheria, Tetanus and Pertussis vaccine; HepB3: at least 3 doses of hepatitis B vaccine; HBsAg: hepatitis B surface antigen; SBA: Skilled Birth Attendant; Timely HepB BD: birth dose within 24 hours
Sources: Urban Population was derived from World Bank; 2012 Neonatal deliveries was derived from the Western Pacific Country Health Information Profiles; Unless otherwise noted in the section marked References/Notes, all remaining data was derived from the WHO and UNICEF Joint Reporting Form on Immunization
 *HepB3 vaccination coverage when available, otherwise graph represents DTP3 coverage.

LAO PEOPLE'S DEMOCRATIC REPUBLIC

Demographics

Total population (2015)	6 949 000
Births (2015)	194 026
Surviving infants (2015)	183 962
Urban population (2015)	39%

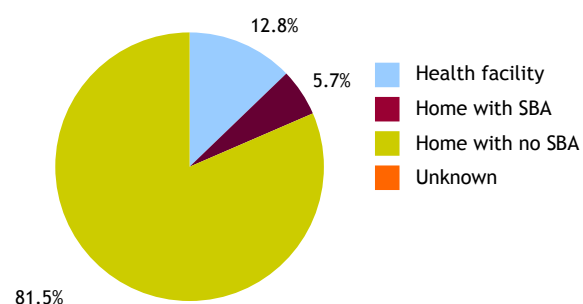
Hepatitis B vaccine

HepB3 introduced nationwide	2001
HepB birth dose introduced	-2004
Current schedule	0, 6 weeks, 10 weeks, 14 weeks
HepB3 type	DTP-Hib-HepB

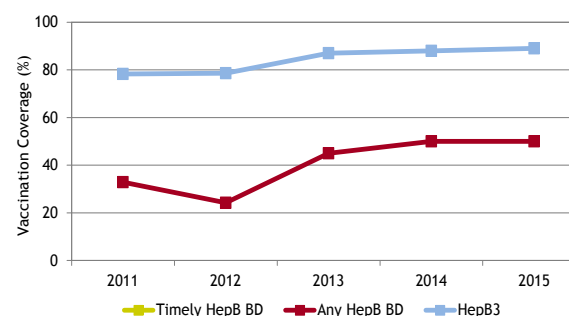
WHO verification

Status of verifying prevalence targets	
Verification started:	pending
Decision:	n.a.
Decision date:	n.a.

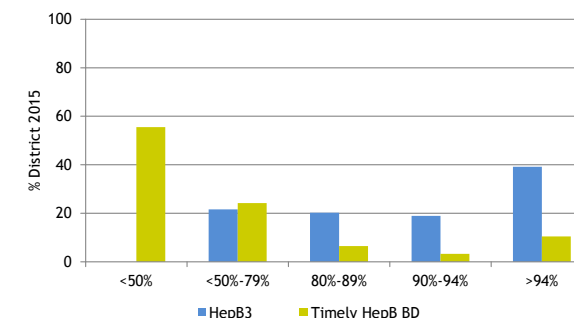
2012 Neonatal deliveries



Hepatitis B vaccination coverage



2015 Districts by coverage categories *



Vaccination coverage surveys

Survey year	Location	Ages enrolled	Sample size	HepB BD %	HepB3 %	DTP3 %	Reference/Notes
2006	National	12-23 months	828	not reported	not reported	41%	Lao PDR Multiple Indicator Cluster Survey 2006 Final Report; DTP3 32% by 12 months
2011-2012	National	12-23 months	2141	37%	56%	56%	Lao Social Indicator Survey (LSIS), (MICS / DHS Survey): HepB BD 37%, HepB3 52%, DTP3 52% by 12 months
2015	National	12-23 months	5981	72%	81%	81%	National Immunization Survey

Hepatitis B serological surveys

Survey year	Location	Ages enrolled	Sampling base	Sample size	HBsAg prevalence (95%CI)	Reference/Notes
2012	National	5-9 years	Community based	965	1.7% (0.8%-2.6%)	Xeuatvongsa PloS ONE 2014

Abbreviations: DTP3: 3rd dose of Diptheria, Tetanus and Pertusis vaccine; HepB3: at least 3 doses of hepatitis B vaccine; HBsAg: hepatitis B surface antigen; SBA: Skilled Birth Attendant; Timely HepB BD: birth dose within 24 hours
Sources: Urban Population was derived from World Bank; 2012 Neonatal deliveries was derived from the Western Pacific Country Health Information Profiles; Unless otherwise noted in the section marked References/Notes, all remaining data was derived from the WHO and UNICEF Joint Reporting Form on Immunization
 *HepB3 vaccination coverage when available, otherwise graph represents DTP3 coverage.

Demographics

Total population (2015)	30 485 200
Births (2015)	511 865
Surviving infants (2015)	511 865
Urban population (2015)	75%

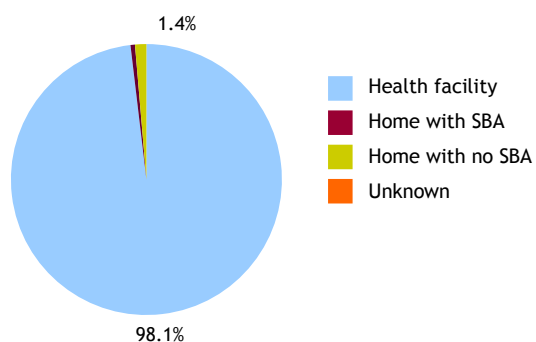
Hepatitis B vaccine

HepB3 introduced nationwide	1989
HepB birth dose introduced	1989
Current schedule	0, 1 month, 6 months
HepB3 type	Monovalent

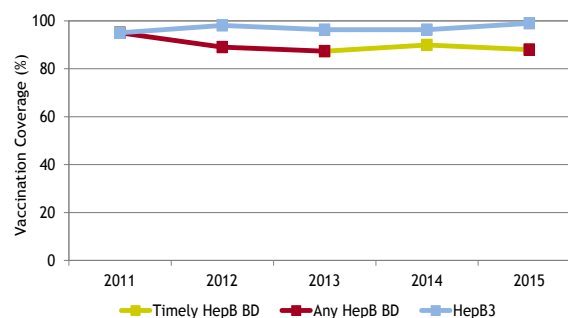
WHO verification

Status of verifying prevalence targets	
Verification started:	March 2011
Decision:	<1% in children
Decision date:	July 2011

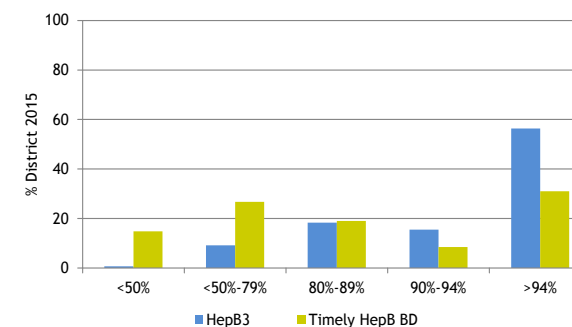
2012 Neonatal deliveries



Hepatitis B vaccination coverage



2015 Districts by coverage categories*



Vaccination coverage surveys

Survey year	Location	Ages enrolled	Sample size	HepB BD %	HepB3 %	DTP3 %	Reference/Notes
-------------	----------	---------------	-------------	-----------	---------	--------	-----------------

Hepatitis B serological surveys

Survey year	Location	Ages enrolled	Sampling base	Sample size	HBsAg prevalence (95%CI)	Reference/Notes
1997-2007	Nationwide	6-9 years	School based	193 717	0.40%	MoH Malaysia 2011
2003	Nationwide	7 years	School based	12 269	0.40%	Ng Med Microb Imm 2005
2007	Nationwide	7-9 years	Community based	1735	0.30%	MoH Malaysia 2008
2009	Nationwide	9 years	School based	2938	0.2% (0% - 0.3%)	MoH Malaysia 2011
2009	Nationwide	10 years	School based	3265	0.4% (0.2% - 0.6%)	MoH Malaysia 2011

Abbreviations: DTP3: 3rd dose of Diphtheria, Tetanus and Pertussis vaccine; HepB3: at least 3 doses of hepatitis B vaccine; HBsAg: hepatitis B surface antigen; SBA: Skilled Birth Attendant; Timely HepB BD: birth dose within 24 hours
Sources: Surviving infants was from the United Nations World Population Prospects the 2015 revision; Urban Population was derived from World Bank; 2012 Neonatal deliveries was derived from the Western Pacific Country Health Information Profiles; Unless otherwise noted in the section marked References/Notes, all remaining data was derived from the WHO and UNICEF Joint Reporting Form on Immunization
 *HepB3 vaccination coverage when available, otherwise graph represents DTP3 coverage.

FEDERATED STATES OF MICRONESIA

Demographics

Total population (2015)	102 624
Births (2015)	2 290
Surviving infants (2015)	2 243
Urban population (2015)	22%

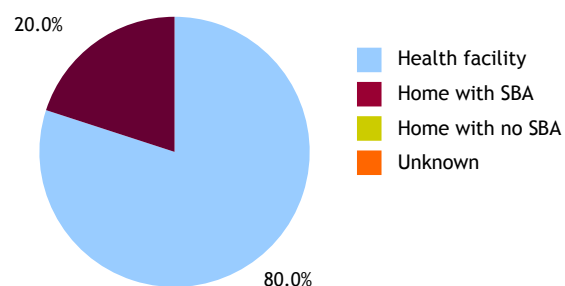
Hepatitis B vaccine

HepB3 introduced nationwide	1988
HepB birth dose introduced	1988
Current schedule	0, 2 months, 4 months, 6 months
HepB3 type	DTP-HepB-IPV

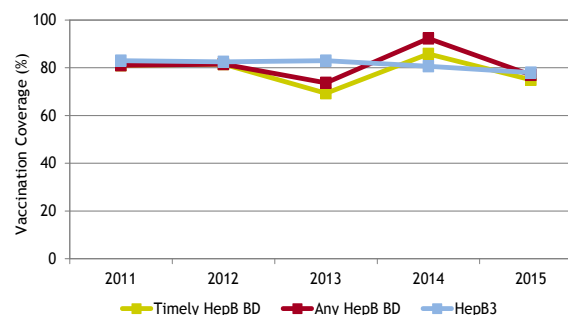
WHO verification

Status of verifying prevalence targets	
Verification started:	pending
Decision:	n.a.
Decision date:	n.a.

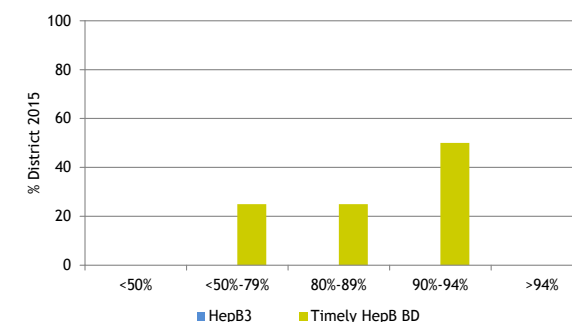
2012 Neonatal deliveries



Hepatitis B vaccination coverage



2015 Districts by coverage categories



Vaccination coverage surveys

Survey year	Location	Ages enrolled	Sample size	HepB BD %	HepB3 %	DTP3 %	Reference/Notes
1989	National	2 years	16 391	not reported	84%	not reported	Manea PH Reports 1992
1992	Chuuk	2 years	544	not reported	40%	not reported	Mahoney Pac Hth Dialog 1996
1994	Pohnpei	3-4 years	364	not reported	82%	not reported	Mahoney Pac Hth Dialog 1996
2000	Chuuk	2-6 years	365	50%	87%	not reported	Bialek ISVHLD P351 2006
2005	Pohnpei	2-9 years	478	87%	90%	not reported	Bialek Ped Infect Dis 2010
2005	National	2-9 years	432	75%	91%	not reported	Bialek ISVHLD P351 2006

Hepatitis B serological surveys

Survey year	Location	Ages enrolled	Sampling base	Sample size	HBsAg prevalence (95%CI)	Reference/Notes
2005	Chuuk	2-6 years	Hospital based	362	2.5%	Bialek PID 2010
2005	Pohnpei	2-6 years	Hospital based	478	1.5%	Bialek PID 2010

Abbreviations: DTP3: 3rd dose of Diptheria, Tetanus and Pertussis vaccine; HepB3: at least 3 doses of hepatitis B vaccine; HBsAg: hepatitis B surface antigen; SBA: Skilled Birth Attendant; Timely HepB BD: birth dose within 24 hours
Sources: Urban Population was derived from World Bank; 2012 Neonatal deliveries was derived from the Western Pacific Country Health Information Profiles; Unless otherwise noted in the section marked References/Notes, all remaining data was derived from the WHO and UNICEF Joint Reporting Form on Immunization

Demographics

Total population (2015)	3 129 495
Births (2015)	81 715
Surviving infants (2015)	79 647
Urban population (2015)	72%

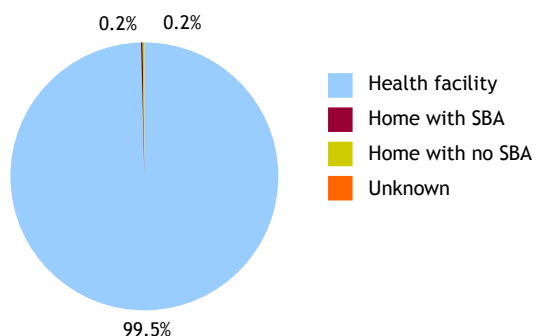
Hepatitis B vaccine

HepB3 introduced nationwide	1991
HepB birth dose introduced	1991
Current schedule	0, 2 months, 3 months, 4 months
HepB3 type	DTP-Hib-HepB

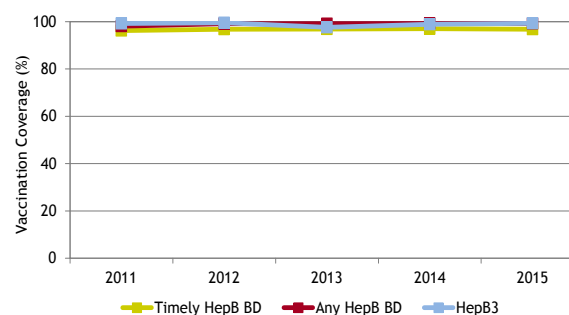
WHO verification

Status of verifying prevalence targets	
Verification started:	April 2012
Decision:	<1% in children
Decision date:	July 2012

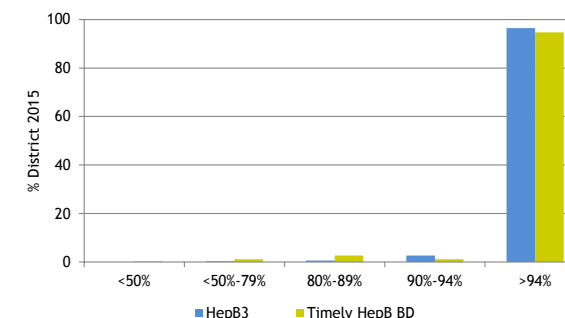
2012 Neonatal deliveries



Hepatitis B vaccination coverage



2015 Districts by coverage categories *



Vaccination coverage surveys

Survey year	Location	Ages enrolled	Sample size	HepB BD %	HepB3 %	DTP3 %	Reference/Notes
2001	National	12-23 months	1255	not reported	not reported	89%	Mongolia, Child and Development survey-2000 (MICS-2), 2001
2004	National	4-6 years	5894	95%	73%	not reported	MoH Mongolia 2011
2004	National	8 years	1145	65%	60%	not reported	Davaalkham J Epid 2007
2005	National	12-23 months	724	not reported	not reported	93%	Mongolia Child and Development 2005 Survey (MICS-3): DTP3-92% by 12M
2010	National	12-23 months	944	97%	not reported	92%	MICS : HepB BD 96.7% by 12M; DPT3 92.1% by 12M
2013	National	12-23 months	1180	99%	98%	98%	Mongolia Social Indicator Sample Survey: HepB BD 93.1%, HepB3 92.5%, DTP3 92.5% by 12M
2013	National	24-35 months	1236	97%	96%	96%	Mongolia Social Indicator Sample Survey :HepB BD 86%, HepB3 84.2%, DTP3 84.2% by 12M

Hepatitis B serological surveys

Survey year	Location	Ages enrolled	Sampling base	Sample size	HBsAg prevalence (95%CI)	Reference/Notes
2004	National	7-12 years	School based	1145	5.2%	Davaalkham PI 2007
2009	National	4 years	Community based	5894	0.34%	MoH Mongolia 2011

Abbreviations: DTP3: 3rd dose of Diptheria, Tetanus and Pertusis vaccine; HepB3: at least 3 doses of hepatitis B vaccine; HBsAg: hepatitis B surface antigen; SBA: Skilled Birth Attendant; Timely HepB BD: birth dose within 24 hours
Sources: Urban Population was derived from World Bank; 2012 Neonatal deliveries was derived from the Western Pacific Country Health Information Profiles; Unless otherwise noted in the section marked References/Notes, all remaining data was derived from the WHO and UNICEF Joint Reporting Form on Immunization
 *HepB3 vaccination coverage when available, otherwise graph represents DTP3 coverage.

Demographics

Total population (2015)	10 084
Births (2015)	377
Surviving infants (2015)	372
Urban population (2015)	100%

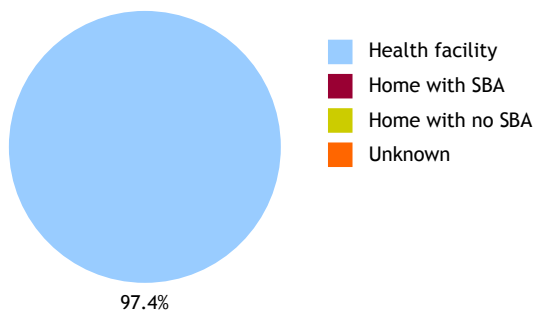
Hepatitis B vaccine

HepB3 introduced nationwide	1983
HepB birth dose introduced	Yes, introduction year unknown
Current schedule	0, 6 weeks, 10 weeks, 14 weeks
HepB3 type	DTP-Hib-HepB

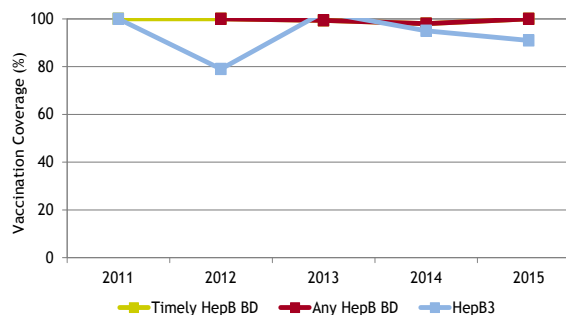
WHO verification

Status of verifying prevalence targets	
Verification started:	pending
Decision:	n.a.
Decision date:	n.a.

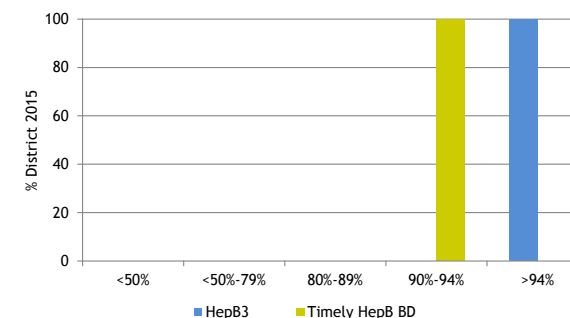
2012 Neonatal deliveries



Hepatitis B vaccination coverage



2015 Districts by coverage categories*



Vaccination coverage surveys

Survey year	Location	Ages enrolled	Sample size	HepB BD %	HepB3 %	DTP3 %	Reference/Notes
-------------	----------	---------------	-------------	-----------	---------	--------	-----------------

Hepatitis B serological surveys

Survey year	Location	Ages enrolled	Sampling base	Sample size	HBsAg prevalence (95%CI)	Reference/Notes
-------------	----------	---------------	---------------	-------------	--------------------------	-----------------

Abbreviations: DTP3: 3rd dose of Diphtheria, Tetanus and Pertussis vaccine; HepB3: at least 3 doses of hepatitis B vaccine; HBsAg: hepatitis B surface antigen; SBA: Skilled Birth Attendant; Timely HepB BD: birth dose within 24 hours
Sources: Urban Population was derived from World Bank; 2012 Neonatal deliveries was derived from the Western Pacific Country Health Information Profiles; Unless otherwise noted in the section marked References/Notes, all remaining data was derived from the WHO and UNICEF Joint Reporting Form on Immunization
 *HepB3 vaccination coverage when available, otherwise graph represents DTP3 coverage.

Demographics

Total population (2014)	268 767
Births (2014)	4 425
Surviving infants (2014)	4 352
Urban population (2015)	70%

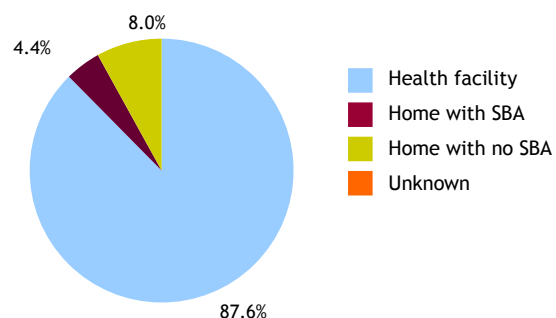
Hepatitis B vaccine

HepB3 introduced nationwide	1989
HepB birth dose introduced	Yes, introduction year unknown
Current schedule	0, 1 month, 6 months
HepB3 type	Monovalent

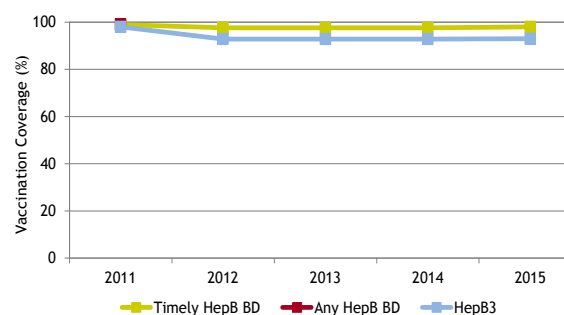
WHO verification

Status of verifying prevalence targets	
Verification started:	pending
Decision:	n.a.
Decision date:	n.a.

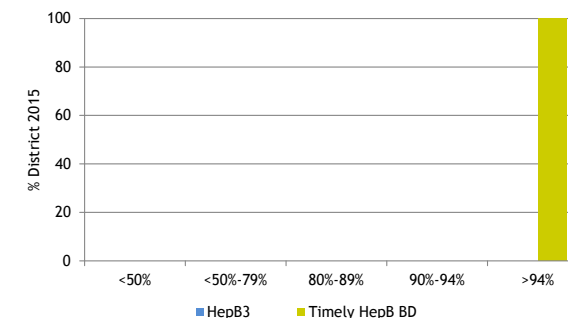
2012 Neonatal deliveries



Hepatitis B vaccination coverage



2015 Districts by coverage categories



Vaccination coverage surveys

Survey year	Location	Ages enrolled	Sample size	HepB BD %	HepB3 %	DTP3 %	Reference/Notes
-------------	----------	---------------	-------------	-----------	---------	--------	-----------------

Hepatitis B serological surveys

Survey year	Location	Ages enrolled	Sampling base	Sample size	HBsAg prevalence (95%CI)	Reference/Notes
-------------	----------	---------------	---------------	-------------	--------------------------	-----------------

Abbreviations: DTP3: 3rd dose of Diptheria, Tetanus and Pertusis vaccine; HepB3: at least 3 doses of hepatitis B vaccine; HBsAg: hepatitis B surface antigen; SBA: Skilled Birth Attendant; Timely HepB BD: birth dose within 24 hours
Sources: Urban Population was derived from World Bank; 2012 Neonatal deliveries was derived from the Western Pacific Country Health Information Profiles; Unless otherwise noted in the section marked References/Notes, all remaining data was derived from the WHO and UNICEF Joint Reporting Form on Immunization

NEW ZEALAND

Demographics

Total population (2015)	4 649 700
Births (2015)	61 328
Surviving infants (2015)	61 038
Urban population (2015)	86%

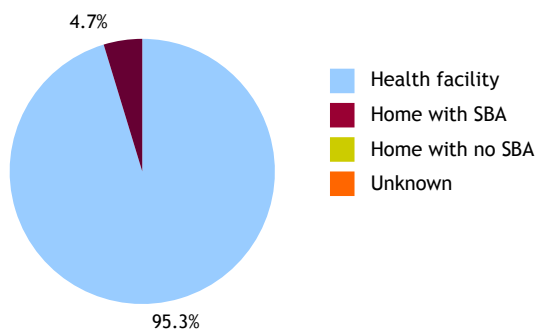
Hepatitis B vaccine

HepB3 introduced nationwide	1985
HepB birth dose introduced	If born to HBsAg+ mothers
Current schedule	6 weeks, 3 months, 5 months
HepB3 type	DTP-Hib-HepB-IPV

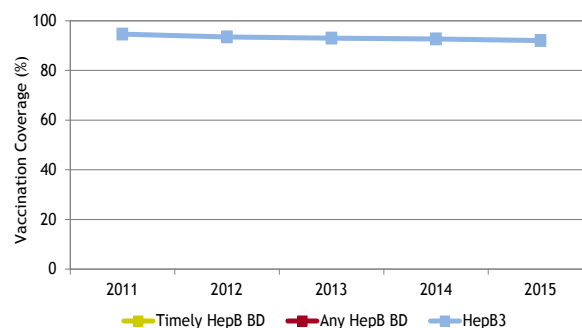
WHO verification

Status of verifying prevalence targets	
Verification started:	April 2012
Decision:	<1% in children
Decision date:	September 2012

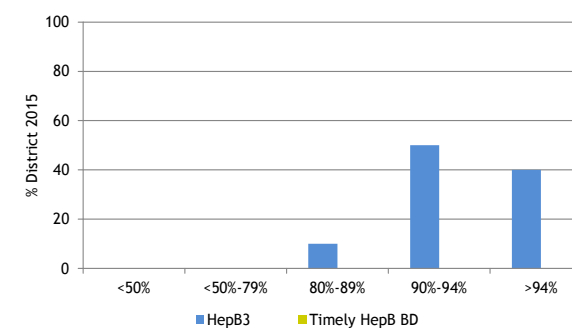
2012 Neonatal deliveries



Hepatitis B vaccination coverage



2015 Districts by coverage categories*



Vaccination coverage surveys

Survey year	Location	Ages enrolled	Sample size	HepB BD %	HepB3 %	DTP3 %	Reference/Notes
2005	National	12 months	1563	72%	82%	85%	MoH; 87% HepB3 by 2 years

Hepatitis B serological surveys

Survey year	Location	Ages enrolled	Sampling base	Sample size	HBsAg prevalence (95%CI)	Reference/Notes
2009	North Islands	6 years	Health facility	466	0.2% (0.0% - 1.2%)	Weir R. MoH New Zealand 2009

Abbreviations: DTP3: 3rd dose of Diptheria, Tetanus and Pertussis vaccine; HepB3: at least 3 doses of hepatitis B vaccine; HBsAg: hepatitis B surface antigen; SBA: Skilled Birth Attendant; Timely HepB BD: birth dose within 24 hours
Sources: Urban Population was derived from World Bank; 2012 Neonatal deliveries was derived from the Western Pacific Country Health Information Profiles; Unless otherwise noted in the section marked References/Notes, all remaining data was derived from the WHO and UNICEF Joint Reporting Form on Immunization
 *HepB3 vaccination coverage when available, otherwise graph represents DTP3 coverage.

Demographics

Total population (2015)	1776
Births (2015)	30
Surviving infants (2015)	30
Urban population (2015)	43%

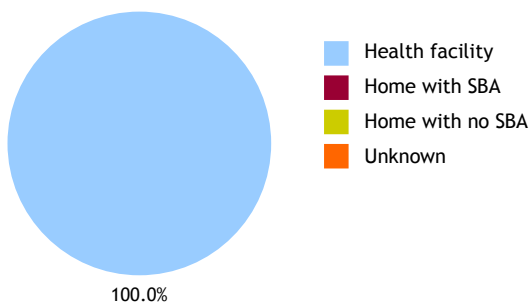
Hepatitis B vaccine

HepB3 introduced nationwide	1986
HepB birth dose introduced	Yes, introduction year unknown
Current schedule	0, 6 weeks, 3 months, 5 months
HepB3 type	DTP-Hib-HepB-IPV

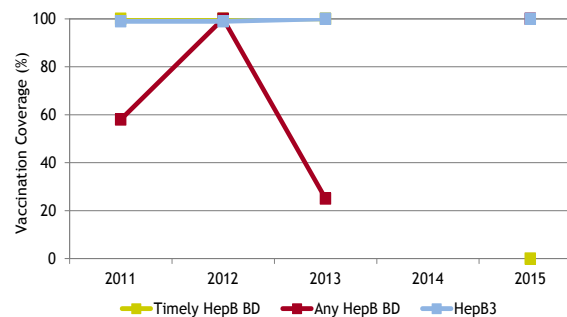
WHO verification

Status of verifying prevalence targets	
Verification started:	November 2015
Decision:	n.a.
Decision date:	n.a.

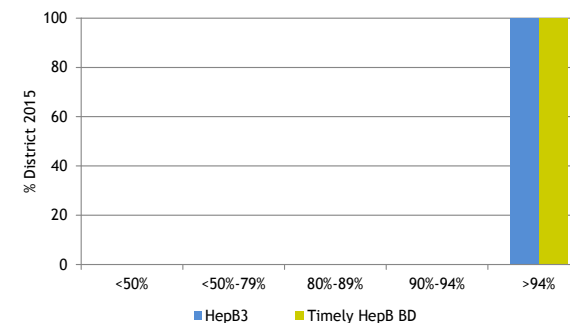
2012 Neonatal deliveries



Hepatitis B vaccination coverage



2015 Districts by coverage categories *



Vaccination coverage surveys

Survey year	Location	Ages enrolled	Sample size	HepB BD %	HepB3 %	DTP3 %	Reference/Notes
-------------	----------	---------------	-------------	-----------	---------	--------	-----------------

Hepatitis B serological surveys

Survey year	Location	Ages enrolled	Sampling base	Sample size	HBsAg prevalence (95%CI)	Reference/Notes
2015	Nationwide	5-12 years	School based	183	0.0%	Niue Health Department 2015

Abbreviations: DTP3: 3rd dose of Diptheria, Tetanus and Pertusis vaccine; HepB3: at least 3 doses of hepatitis B vaccine; HBsAg: hepatitis B surface antigen; SBA: Skilled Birth Attendant; Timely HepB BD: birth dose within 24 hours
Sources: Urban Population was derived from World Bank; 2012 Neonatal deliveries was derived from the Western Pacific Country Health Information Profiles; Unless otherwise noted in the section marked References/Notes, all remaining data was derived from the WHO and UNICEF Joint Reporting Form on Immunization
 *HepB3 vaccination coverage when available, otherwise graph represents DTP3 coverage.

Demographics

Total population (2015)	7261
Births (2015)	301
Surviving infants (2015)	301
Urban population (2015)	87%

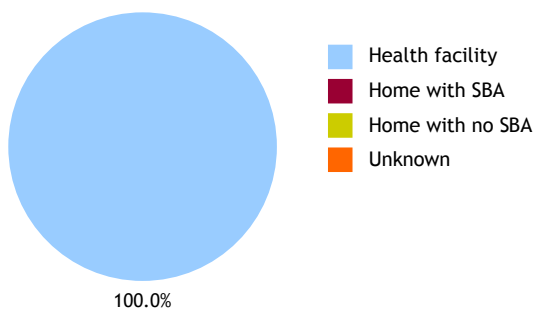
Hepatitis B vaccine

HepB3 introduced nationwide	1989
HepB birth dose introduced	1989
Current schedule	0, 6 weeks, 6 months
HepB3 type	DTP-HepB-IPV and monovalent

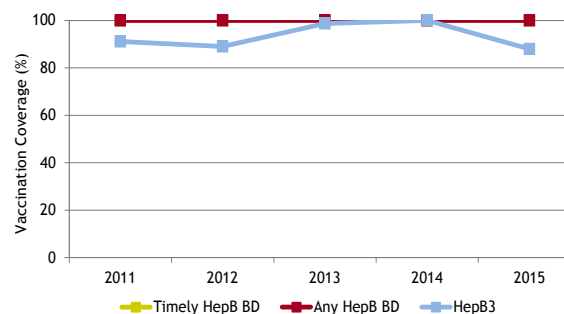
WHO verification

Status of verifying prevalence targets	
Verification started:	January 2013
Decision:	<1% in children
Decision date:	May 2013

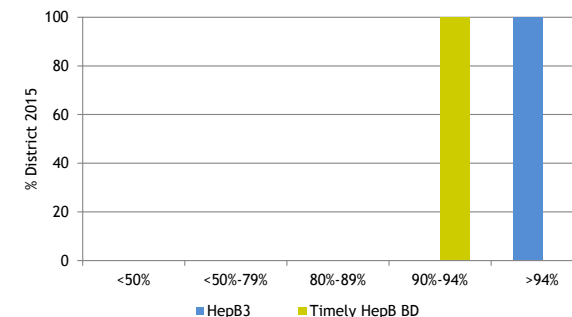
2012 Neonatal deliveries



Hepatitis B vaccination coverage



2015 Districts by coverage categories *



Vaccination coverage surveys

Survey year	Location	Ages enrolled	Sample size	HepB BD %	HepB3 %	DTP3 %	Reference/Notes
2003	National	10-11 years	192	100%	85%	not reported	Bialek ISVHLD P351 2006

Hepatitis B serological surveys

Survey year	Location	Ages enrolled	Sampling base	Sample size	HBsAg prevalence (95%CI)	Reference/Notes
2003	Nationwide	10-11 years	Community based	192	0%	Bialek ISVHLD P351 2006
2008	Main Island	5-7 years	School based	143	0%	MoH Palau 2013

Abbreviations: DTP3: 3rd dose of Diptheria, Tetanus and Pertussis vaccine; HepB3: at least 3 doses of hepatitis B vaccine; HBsAg: hepatitis B surface antigen; SBA: Skilled Birth Attendant; Timely HepB BD: birth dose within 24 hours
Sources: Urban Population was derived from World Bank; 2012 Neonatal deliveries was derived from the Western Pacific Country Health Information Profiles; Unless otherwise noted in the section marked References/Notes, all remaining data was derived from the WHO and UNICEF Joint Reporting Form on Immunization
 *HepB3 vaccination coverage when available, otherwise graph represents DTP3 coverage.

Demographics

Total population (2015)	8 235 782
Births (2015)	263 545
Surviving infants (2015)	248 576
Urban population (2015)	13%

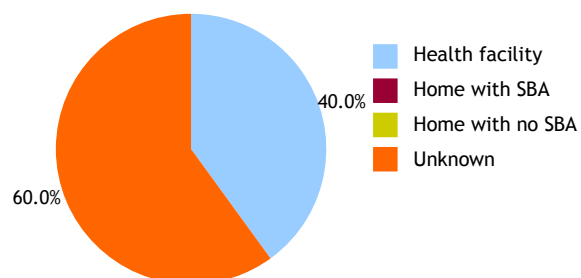
Hepatitis B vaccine

HepB3 introduced nationwide	1989
HepB birth dose introduced	~2003
Current schedule	0, 1 month, 2 months, 3 months
HepB3 type	DTP-Hib-HepB

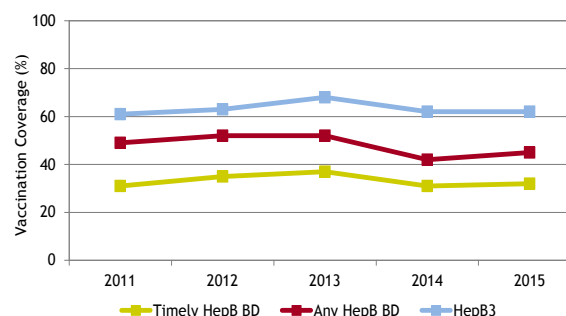
WHO verification

Status of verifying prevalence targets	
Verification started:	pending
Decision:	n.a.
Decision date:	n.a.

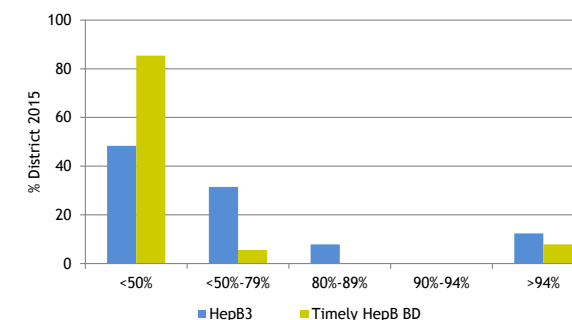
2012 Neonatal deliveries



Hepatitis B vaccination coverage



2015 Districts by coverage categories*



Vaccination coverage surveys

Survey year	Location	Ages enrolled	Sample size	HepB BD %	HepB3 %	DTP3 %	Reference/Notes
2005-2006	National	12-23 months	783	not reported	not reported	71%	National Immunization Coverage Survey
2005-2006	National	12-23 months	774	not reported	73%	not reported	National Immunization Coverage Survey

Hepatitis B serological surveys

Survey year	Location	Ages enrolled	Sampling base	Sample size	HBsAg prevalence (95%CI)	Reference/Notes
1989-1990	Port Moresby	3-5 months	Hospital Based	31	13%	Nemba ATPaed. 1993
2012-2013	National	4-6 years	Community based	2109	2.3%	Kitau ASTMH 2015

Abbreviations: DTP3: 3rd dose of Diphteria, Tetanus and Pertusis vaccine; HepB3: at least 3 doses of hepatitis B vaccine; HBsAg: hepatitis B surface antigen; SBA: Skilled Birth Attendant; Timely HepB BD: birth dose within 24 hours
Sources: Urban Population was derived from World Bank; 2012 Neonatal deliveries was derived from the Western Pacific Country Health Information Profiles; Unless otherwise noted in the section marked References/Notes, all remaining data was derived from the WHO and UNICEF Joint Reporting Form on Immunization
 *HepB3 vaccination coverage when available, otherwise graph represents DTP3 coverage.

PHILIPPINES

Demographics

Total population (2015)	101 771 950
Births (2015)	2 747 843
Surviving infants (2015)	2 679 147
Urban population (2015)	44%

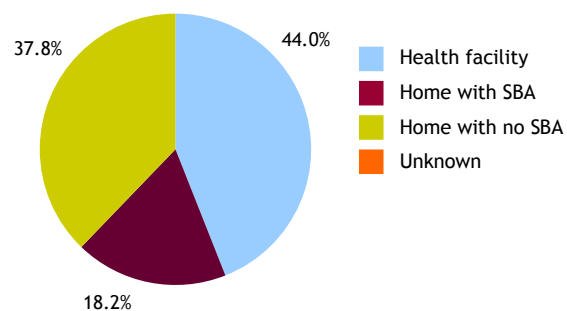
Hepatitis B vaccine

HepB3 introduced nationwide	1991
HepB birth dose introduced	2007
Current schedule	0, 6 weeks, 10 weeks, 14 weeks
HepB3 type	DTP-Hib-HepB

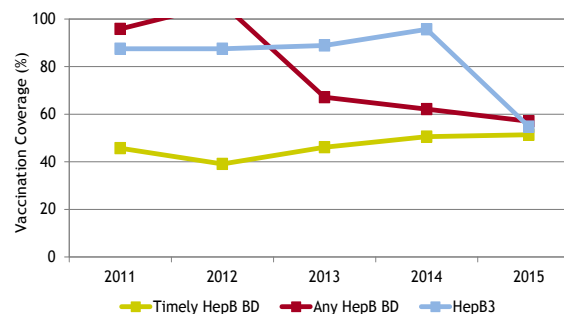
WHO verification

Status of verifying prevalence targets	
Verification started:	pending
Decision:	n.a.
Decision date:	n.a.

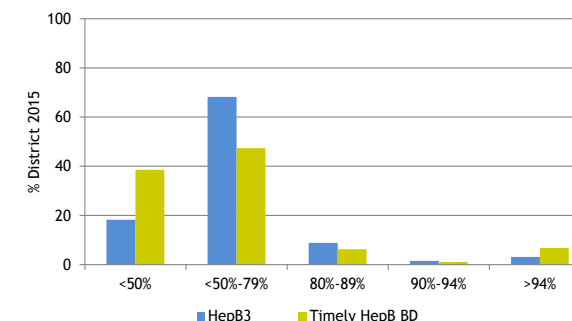
2012 Neonatal deliveries



Hepatitis B vaccination coverage



2015 Districts by coverage categories *



Vaccination coverage surveys

Survey year	Location	Ages enrolled	Sample size	HepB BD %	HepB3 %	DTP3 %	Reference/Notes
1998-1999	National	12-23 months	1474	not reported	not reported	81%	DHS Survey: DTP3 79% by 12 months
2000	National	12-23 months	2227	not reported	32%	80%	Philippines, Maternal and Child Health Survey 2000
2002	National	12-23 months	1885	not reported	not reported	81%	Philippines, Maternal and Child Health Survey 2002
2003	National	12-23 months	1348	not reported	not reported	79%	DHS Survey: DTP3 75% by 12 months
2008	National	12-23 months	1286	not reported	80%	86%	DHS Survey (NDHS) 2008: by 12 months (HepB3 76%, DTP3 83%)
2013	National	12-23 months	1397	not reported	78%	86%	DHS Survey, 2013: by 12 months (HepB3 74%, DTP3 85%)

Hepatitis B serological surveys

Survey year	Location	Ages enrolled	Sampling base	Sample size	HBsAg prevalence (95%CI)	Reference/Notes
2013	24 of 81 provinces	5-6 years	Community-based	2704	0.33% (0.15% - 0.73%)	The Philippine Department of Health 2016

Abbreviations: DTP3: 3rd dose of Diptheria, Tetanus and Pertusis vaccine; HepB3: at least 3 doses of hepatitis B vaccine; HBsAg: hepatitis B surface antigen; SBA: Skilled Birth Attendant; Timely HepB BD: birth dose within 24 hours
Sources: Urban Population was derived from World Bank; 2012 Neonatal deliveries was derived from the Western Pacific Country Health Information Profiles; Unless otherwise noted in the section marked References/Notes, all remaining data was derived from the WHO and UNICEF Joint Reporting Form on Immunization
 *HepB3 vaccination coverage when available, otherwise graph represents DTP3 coverage.

Demographics

Total population (2015)	51 529 338
Births (2015)	435 969
Surviving infants (2015)	433 930
Urban population (2015)	83%

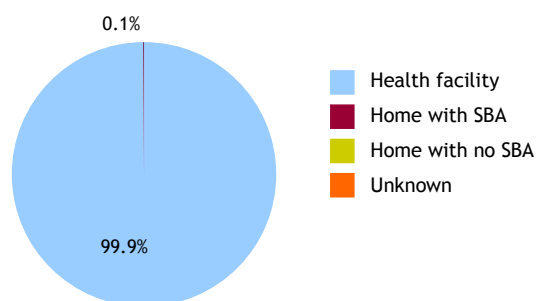
Hepatitis B vaccine

HepB3 introduced nationwide	1983
HepB birth dose introduced	1983
Current schedule	0, 1 month, 6 months
HepB3 type	Monovalent

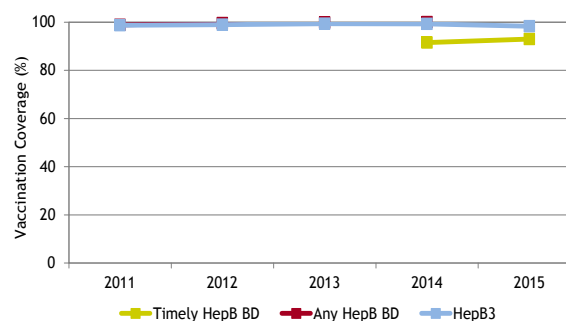
WHO verification

Status of verifying prevalence targets	
Verification started:	January 2008
Decision:	<1% in children
Decision date:	June 2008

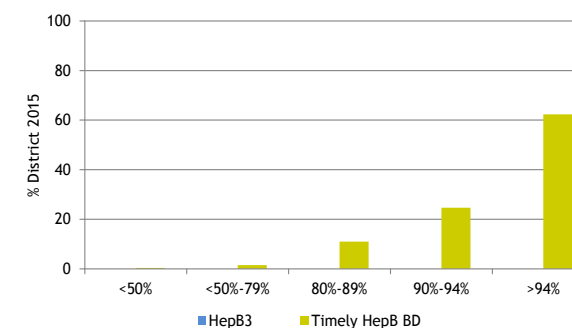
2012 Neonatal deliveries



Hepatitis B vaccination coverage



2015 Districts by coverage categories



Vaccination coverage surveys

Survey year	Location	Ages enrolled	Sample size	HepB BD %	HepB3 %	DTP3 %	Reference/Notes
2008	National	0-6 years	1026	100%	93%	95%	CDC Korea; provided during 2012 TAG
2009	National	19-35 months	not reported	not reported	99%	99%	2009 Korea National Immunization Survey (Confirmation method NA)
2011	National	0-3 years	7040	99%	98%	93%	CDC Korea; provided during 2012 TAG

Hepatitis B serological surveys

Survey year	Location	Ages enrolled	Sampling base	Sample size	HBsAg prevalence (95%CI)	Reference/Notes
2005	Nationwide	10-14 years	Community based	594	0.2% (0.0% - 0.6%)	CDC Korea 2008
2007	Nationwide	4-6 years	Hospital based	2920	0.2% (0.0% - 0.4%)	CDC Korea 2008
2014	Nationwide	10-18 years	Community based	510	0.1%	KNHANES 2014

Abbreviations: DTP3: 3rd dose of Diptheria, Tetanus and Pertusis vaccine; HepB3: at least 3 doses of hepatitis B vaccine; HBsAg: hepatitis B surface antigen; SBA: Skilled Birth Attendant; Timely HepB BD: birth dose within 24 hours
Sources: Urban Population was derived from World Bank; 2012 Neonatal deliveries was derived from the Western Pacific Country Health Information Profiles; Unless otherwise noted in the section marked References/Notes, all remaining data was derived from the WHO and UNICEF Joint Reporting Form on Immunization

REPUBLIC OF THE MARSHALL ISLANDS

Demographics

Total population (2015)	54 880
Births (2015)	1 140
Surviving infants (2015)	1 135
Urban population (2015)	73%

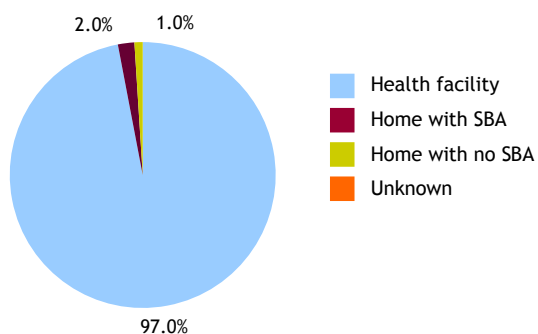
Hepatitis B vaccine

HepB3 introduced nationwide	1990s
HepB birth dose introduced	1998
Current schedule	0, 2 months, 4 months, 6 months
HepB3 type	DTP-HepB-IPV

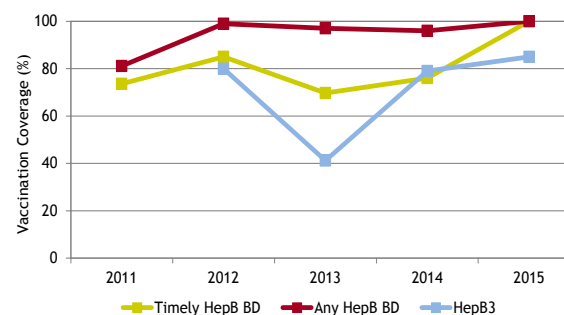
WHO verification

Status of verifying prevalence targets	
Verification started:	pending
Decision:	n.a.
Decision date:	n.a.

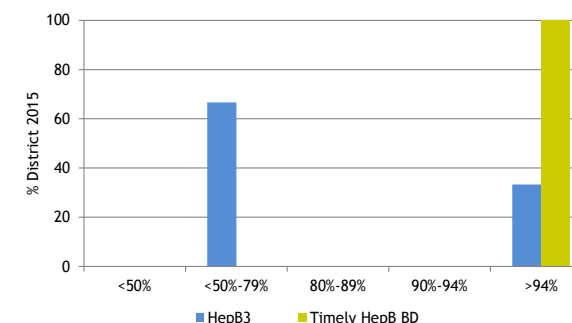
2012 Neonatal deliveries



Hepatitis B vaccination coverage



2015 Districts by coverage categories *



Vaccination coverage surveys

Survey year	Location	Ages enrolled	Sample size	HepB BD %	HepB3 %	DTP3 %	Reference/Notes
2006	National	0-24 months	115	not reported	86%	65%	RMI Community Survey2006: confirmation method by card only
2007	Majuro, Ebeye	5-9 years	331	49%	93%	not reported	Bialek Ped Infect Dis 2010
2007	National	not reported	214	not reported	not reported	17% (for age 48-59M); 32% (for age 36-47M)	DHS Survey 2007: DTP3 by 12 months
2007	National	24-35 months	207	not reported	not reported	32%	DHS Survey 2007: DTP3 by 12 months
2007	National	12-23 months	249	not reported	not reported	48%	DHS Survey; DTP3 38% by 12 months

Hepatitis B serological surveys

Survey year	Location	Ages enrolled	Sampling base	Sample size	HBsAg prevalence (95%CI)	Reference/Notes
2007	Majuro, Ebeye	5-9 years	School based	331	1.8% (0.4% - 3.3%)	Bialek PID 2010

Abbreviations: DTP3: 3rd dose of Diptheria, Tetanus and Pertussis vaccine; HepB3: at least 3 doses of hepatitis B vaccine; HBsAg: hepatitis B surface antigen; SBA: Skilled Birth Attendant; Timely HepB BD: birth dose within 24 hours
Sources: Urban Population was derived from World Bank; 2012 Neonatal deliveries was derived from the Western Pacific Country Health Information Profiles; Unless otherwise noted in the section marked References/Notes, all remaining data was derived from the WHO and UNICEF Joint Reporting Form on Immunization
 *HepB3 vaccination coverage when available, otherwise graph represents DTP3 coverage.

Demographics

Total population (2015)	192 598
Births (2015)	5 915
Surviving infants (2015)	5 624
Urban population (2015)	19%

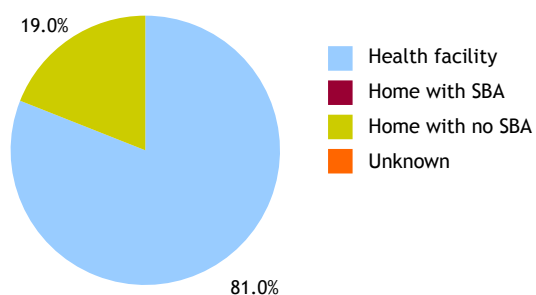
Hepatitis B vaccine

HepB3 introduced nationwide	1990
HepB birth dose introduced	Yes, introduction year unknown
Current schedule	0, 6 weeks, 10 weeks, 14 weeks
HepB3 type	DTP-Hib-HepB

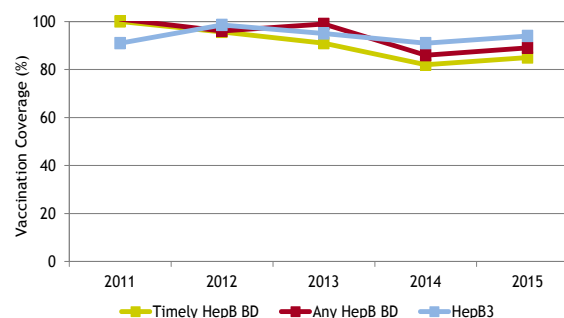
WHO verification

Status of verifying prevalence targets	
Verification started:	pending
Decision:	n.a.
Decision date:	n.a.

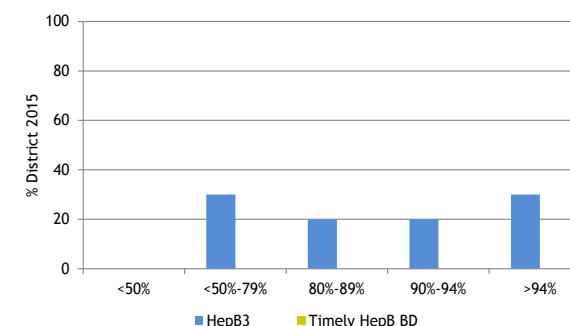
2012 Neonatal deliveries



Hepatitis B vaccination coverage



2015 Districts by coverage categories



Vaccination coverage surveys

Survey year	Location	Ages enrolled	Sample size	HepB BD %	HepB3 %	DTP3 %	Reference/Notes
2009	National	12-24 months	321	70%	not reported	not reported	DHS Survey
2009	National	18-29 months	321	not reported	not reported	38%	DHS Survey: 37% DTP3 by 12 months
2014	National	48-59 months	559	75%	45%	45%	DHS Survey; by 12 months
2014	National	36-47 months	605	81%	50%	50%	DHS Survey; by 12 months
2014	National	24-35 months	680	82%	54%	54%	DHS Survey; by 12 months
2015	National	12-23 months	674	84%	64%	64%	DHS Survey; by 12 months
2015	National	18-29 months	666	83%	64%	64%	DHS Survey; by 18 months 83% HepB, 63% HepB3 and 63% DTP3

Hepatitis B serological surveys

Survey year	Location	Ages enrolled	Sampling base	Sample size	HBsAg prevalence (95%CI)	Reference/Notes
2014	Nationwide	5-6 years	School based	1776	0.11%	MoH Samoa 2015

Abbreviations: DTP3: 3rd dose of Diptheria, Tetanus and Pertusis vaccine; HepB3: at least 3 doses of hepatitis B vaccine; HBsAg: hepatitis B surface antigen; SBA: Skilled Birth Attendant; Timely HepB BD: birth dose within 24 hours
Sources: Urban Population was derived from World Bank; 2012 Neonatal deliveries was derived from the Western Pacific Country Health Information Profiles; Unless otherwise noted in the section marked References/Notes, all remaining data was derived from the WHO and UNICEF Joint Reporting Form on Immunization

SINGAPORE

Demographics

Total population (2014)	3 870 739
Births (2014)	33 087
Surviving infants (2014)	33 087
Urban population (2015)	100%

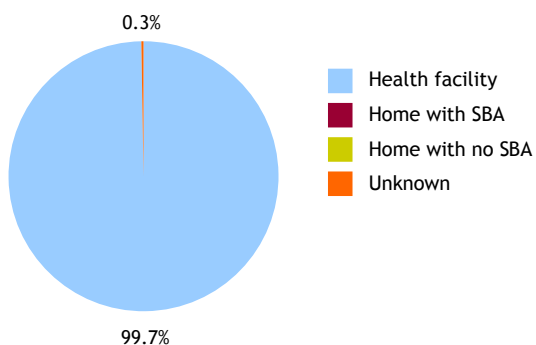
Hepatitis B vaccine

HepB3 introduced nationwide	1985
HepB birth dose introduced	1987
Current schedule	0, 1 month, 5-6 months
HepB3 type	Monovalent

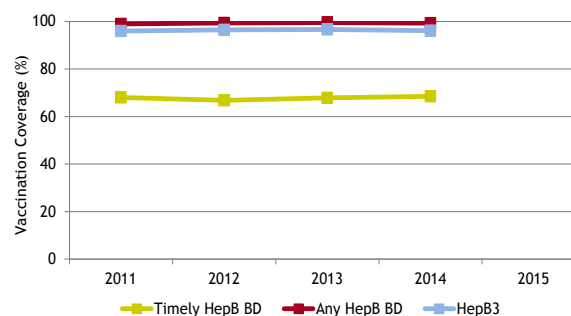
WHO verification

Status of verifying prevalence targets	
Verification started:	April 2015
Decision:	<1% in children
Decision date:	October 2015

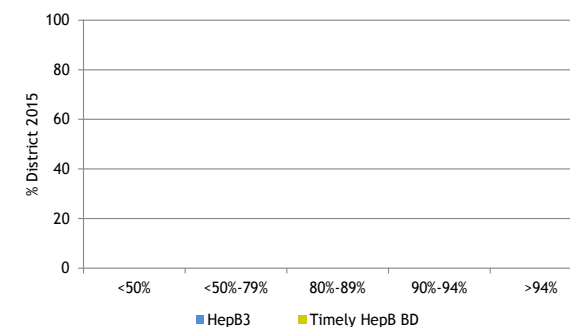
2012 Neonatal deliveries



Hepatitis B vaccination coverage



2015 Districts by coverage categories



Vaccination coverage surveys

Survey year	Location	Ages enrolled	Sample size	HepB BD %	HepB3 %	DTP3 %	Reference/Notes
2007	National	2 years	31 778	not reported	94%-96%	97%	

Hepatitis B serological surveys

Survey year	Location	Ages enrolled	Sampling base	Sample size	HBsAg prevalence (95%CI)	Reference/Notes
1998-1999	National	0-4 years	not reported	229	0%	Epi News Bull SNG 2000
2008-2010	Two public hospitals	1-17 years	Hospital based	1200	0.3% (0.1%-0.9%)	Ang J Med Virol 2013

Abbreviations: DTP3: 3rd dose of Diptheria, Tetanus and Pertusis vaccine; HepB3: at least 3 doses of hepatitis B vaccine; HBsAg: hepatitis B surface antigen; SBA: Skilled Birth Attendant; Timely HepB BD: birth dose within 24 hours
Sources: Urban Population was derived from World Bank; 2012 Neonatal deliveries was derived from the Western Pacific Country Health Information Profiles; Unless otherwise noted in the section marked References/Notes, all remaining data was derived from the WHO and UNICEF Joint Reporting Form on Immunization

Demographics

Total population (2015)	592 206
Births (2015)	18 450
Surviving infants (2015)	17 897
Urban population (2015)	22%

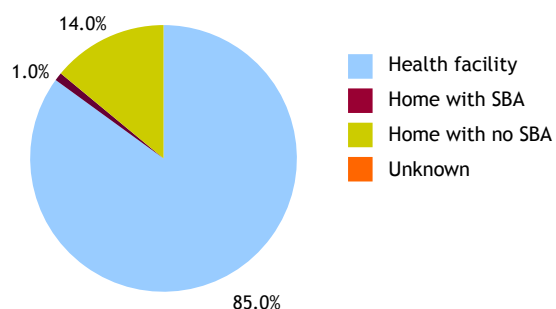
Hepatitis B vaccine

HepB3 introduced nationwide	1990
HepB birth dose introduced	-2005
Current schedule	0, 6 weeks, 10 weeks, 14 weeks
HepB3 type	DTP-Hib-HepB

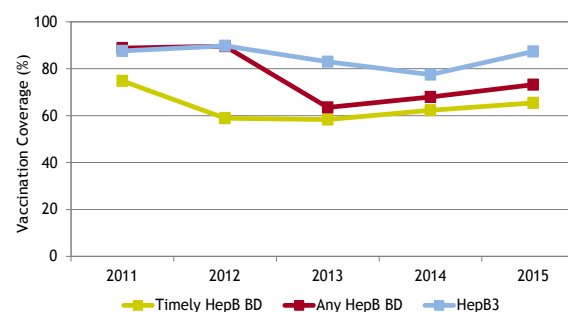
WHO verification

Status of verifying prevalence targets	
Verification started:	pending
Decision:	n.a.
Decision date:	n.a.

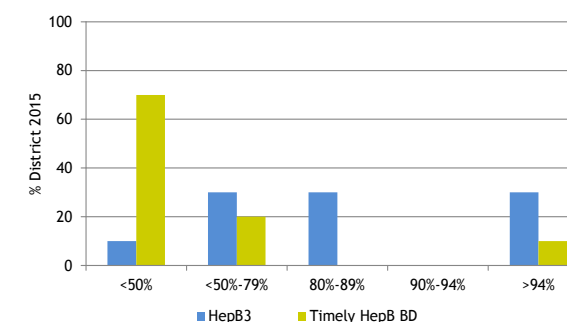
2012 Neonatal deliveries



Hepatitis B vaccination coverage



2015 Districts by coverage categories *



Vaccination coverage surveys

Survey year	Location	Ages enrolled	Sample size	HepB BD %	HepB3 %	DTP3 %	Reference/Notes
2006-2007	National	48-59 months	477	not reported	not reported	72%	DHS Survey (DTP3 by 12 months)
2006-2007	National	36-47 months	515	not reported	not reported	81%	DHS Survey (DTP3 by 12 months)
2006-2007	National	24-35 months	533	not reported	not reported	80%	DHS Survey (DTP3 by 12 months)
2006-2007	National	12-23 months	535	not reported	not reported	88%	DHS Survey (87% DTP3 by 12 months)

Hepatitis B serological surveys

Survey year	Location	Ages enrolled	Sampling base	Sample size	HBsAg prevalence (95%CI)	Reference/Notes
1999	Guadalcanal Islands	0-9 years	Hospital based	115	13%	Furusyo Am J Trop 1999

Abbreviations: DTP3: 3rd dose of Diphtheria, Tetanus and Pertussis vaccine; HepB3: at least 3 doses of hepatitis B vaccine; HBsAg: hepatitis B surface antigen; SBA: Skilled Birth Attendant; Timely HepB BD: birth dose within 24 hours
Sources: Urban Population was derived from World Bank; 2012 Neonatal deliveries was derived from the Western Pacific Country Health Information Profiles; Unless otherwise noted in the section marked References/Notes, all remaining data was derived from the WHO and UNICEF Joint Reporting Form on Immunization
 *HepB3 vaccination coverage when available, otherwise graph represents DTP3 coverage.

Demographics

Total population (2015)	1383
Births (2015)	30
Surviving infants (2015)	29
Urban population (2015)	0%

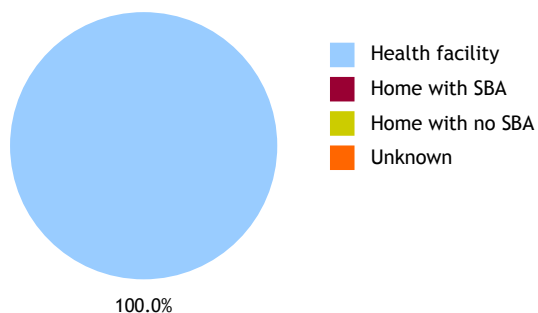
Hepatitis B vaccine

HepB3 introduced nationwide	1990
HepB birth dose introduced	1990
Current schedule	0, 6 weeks, 10 weeks, 14 weeks
HepB3 type	DTP-Hib-HepB

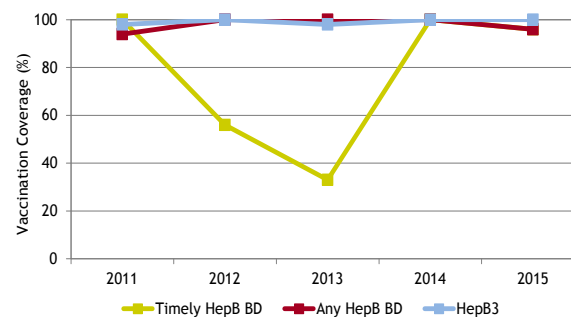
WHO verification

Status of verifying prevalence targets	
Verification started:	May 2015
Decision:	<1% in children
Decision date:	July 2016

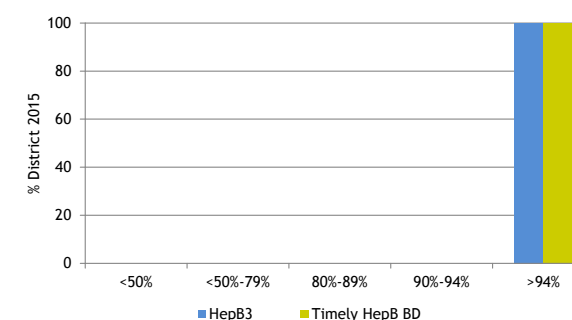
2012 Neonatal deliveries



Hepatitis B vaccination coverage



2015 Districts by coverage categories*



Vaccination coverage surveys

Survey year	Location	Ages enrolled	Sample size	HepB BD %	HepB3 %	DTP3 %	Reference/Notes
-------------	----------	---------------	-------------	-----------	---------	--------	-----------------

Hepatitis B serological surveys

Survey year	Location	Ages enrolled	Sampling base	Sample size	HBsAg prevalence (95%CI)	Reference/Notes
2014	Nationwide	6-12 years	School based	171	0.0%	MoH Tokelau 2015

Abbreviations: DTP3: 3rd dose of Diptheria, Tetanus and Pertusis vaccine; HepB3: at least 3 doses of hepatitis B vaccine; HBsAg: hepatitis B surface antigen; SBA: Skilled Birth Attendant; Timely HepB BD: birth dose within 24 hours
Sources: Urban Population was derived from World Bank; 2012 Neonatal deliveries was derived from the Western Pacific Country Health Information Profiles; Unless otherwise noted in the section marked References/Notes, all remaining data was derived from the WHO and UNICEF Joint Reporting Form on Immunization
 *HepB3 vaccination coverage when available, otherwise graph represents DTP3 coverage.

Demographics

Total population (2014)	109 418
Births (2014)	2 744
Surviving infants (2014)	2 917
Urban population (2014)	24%

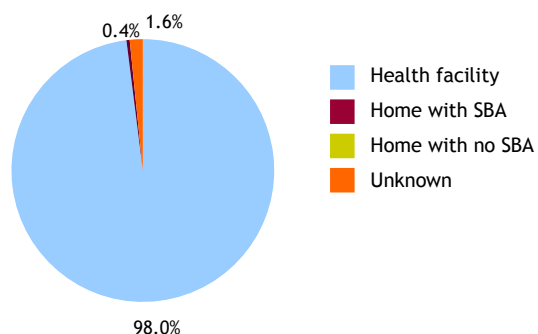
Hepatitis B vaccine

HepB3 introduced nationwide	1988
HepB birth dose introduced	1988
Current schedule	0, 6 weeks, 10 weeks, 14 weeks
HepB3 type	DTP-Hib-HepB

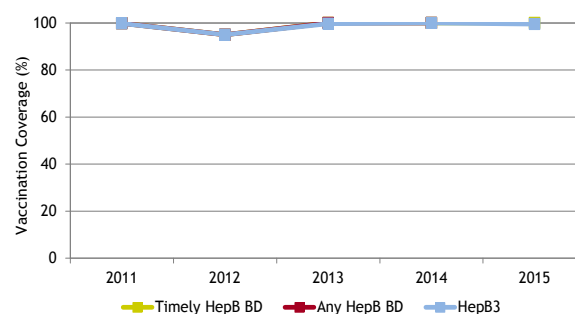
WHO verification

Status of verifying prevalence targets	
Verification started:	May 2011
Decision:	<2% in children
Decision date:	January 2012

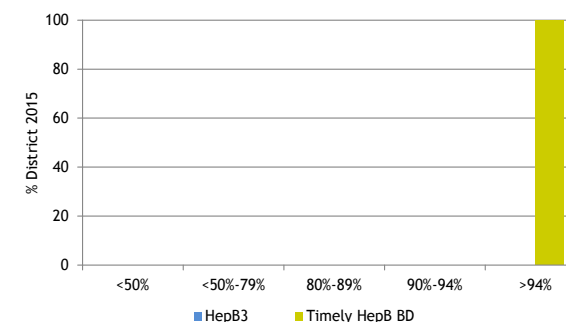
2012 Neonatal deliveries



Hepatitis B vaccination coverage



2015 Districts by coverage categories



Vaccination coverage surveys

Survey year	Location	Ages enrolled	Sample size	HepB BD %	HepB3 %	DTP3 %	Reference/Notes
2003	National	12-23 months	114	not reported	94%	96%	Evaluation of Immunization Program of the Kingdom of Tonga
2005	Tongatapu hospital	6-59 months	445	92%	98%	98%	Danielsson Vaccine 2009
2012	National	48-59 months	302	not reported	61%	61%	DHS Survey (HepB3 and DTP3 by 12 months)
2012	National	36-47 months	334	not reported	59%	59%	DHS Survey (HepB3 and DTP3 by 12 months)
2012	National	24-35 months	383	not reported	60%	60%	DHS Survey (HepB3 and DTP3 by 12 months)
2012	National	12-23 months	307	not reported	66%	66%	DHS Survey (65% HepB3 and 65% DTP3 by 12 months)

Hepatitis B serological surveys

Survey year	Location	Ages enrolled	Sampling base	Sample size	HBsAg prevalence (95%CI)	Reference/Notes
1998	Large Towns	12-24 months	Hospital based	211	3.8%	Wilson Vaccine 2000
2005	Main Island	6-59 months	Hospital based	375	0.8% (0.2% - 2.5%)	Danielsson Vaccine 2009

Abbreviations: DTP3: 3rd dose of Diptheria, Tetanus and Pertussis vaccine; HepB3: at least 3 doses of hepatitis B vaccine; HBsAg: hepatitis B surface antigen; SBA: Skilled Birth Attendant; Timely HepB BD: birth dose within 24 hours
Sources: Urban Population was derived from World Bank; 2012 Neonatal deliveries was derived from the Western Pacific Country Health Information Profiles; Unless otherwise noted in the section marked References/Notes, all remaining data was derived from the WHO and UNICEF Joint Reporting Form on Immunization

Demographics

Total population (2012)	10 837
Births (2012)	265
Surviving infants (2012)	265
Urban population (2012)	60%

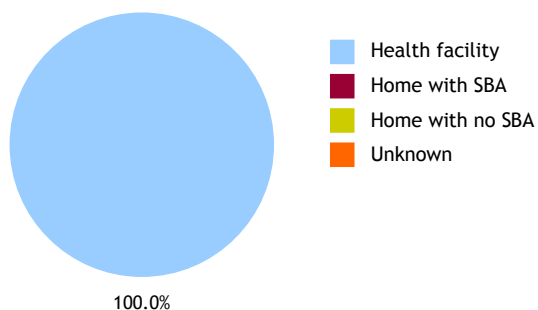
Hepatitis B vaccine

HepB3 introduced nationwide	Yes, introduction year unknown
HepB birth dose introduced	Yes, introduction year unknown
Current schedule	0, 6 weeks, 10 weeks, 14 weeks
HepB3 type	DTP-Hib-HepB

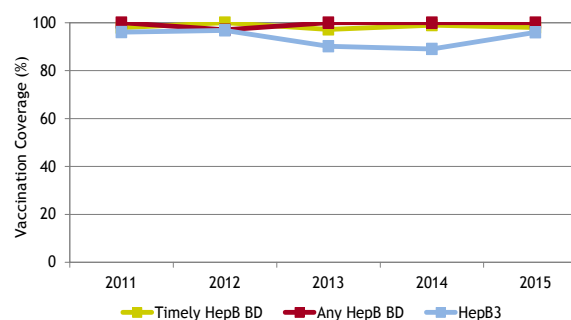
WHO verification

Status of verifying prevalence targets	
Verification started:	pending
Decision:	n.a.
Decision date:	n.a.

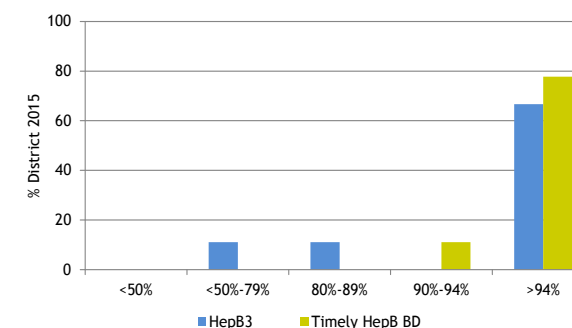
2012 Neonatal deliveries



Hepatitis B vaccination coverage



2015 Districts by coverage categories*



Vaccination coverage surveys

Survey year	Location	Ages enrolled	Sample size	HepB BD %	HepB3 %	DTP3 %	Reference/Notes
2007	National	48-59 months	75	not reported	not reported	59%	DHS Survey (DTP3 by 18 months)
2007	National	36-47 months	84	not reported	not reported	57%	DHS Survey (DTP3 by 18 months)
2007	National	24-35 months	89	not reported	not reported	60%	DHS Survey (DTP3 by 18 months)
2007	National	18-29 months	80	not reported	not reported	62%	DHS Survey (60% DTP3 by 18 months)

Hepatitis B serological surveys

Survey year	Location	Ages enrolled	Sampling base	Sample size	HBsAg prevalence (95%CI)	Reference/Notes
1976	Fanafuti	10-19 years	Community based	181	11%	Gust JID 1979

Abbreviations: DTP3: 3rd dose of Diptheria, Tetanus and Pertusis vaccine; HepB3: at least 3 doses of hepatitis B vaccine; HBsAg: hepatitis B surface antigen; SBA: Skilled Birth Attendant; Timely HepB BD: birth dose within 24 hours
Sources: Urban Population was derived from World Bank; 2012 Neonatal deliveries was derived from the Western Pacific Country Health Information Profiles; Unless otherwise noted in the section marked References/Notes, all remaining data was derived from the WHO and UNICEF Joint Reporting Form on Immunization
 *HepB3 vaccination coverage when available, otherwise graph represents DTP3 coverage.

Demographics

Total population (2015)	267 184
Births (2015)	8 283
Surviving infants (2015)	8 051
Urban population (2015)	26%

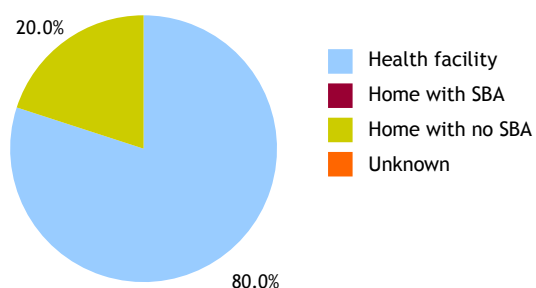
Hepatitis B vaccine

HepB3 introduced nationwide	1989-1990
HepB birth dose introduced	1989-1990
Current schedule	0, 6 weeks, 10 weeks, 14 weeks
HepB3 type	DTP-Hib-HepB

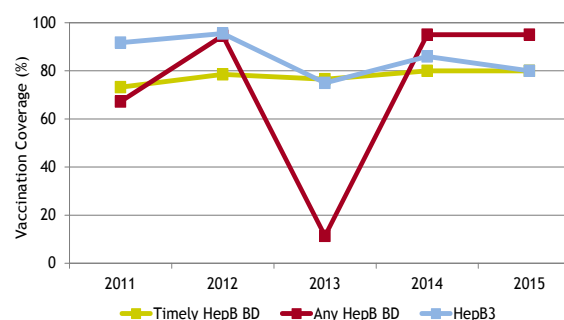
WHO verification

Status of verifying prevalence targets	
Verification started:	pending
Decision:	n.a.
Decision date:	n.a.

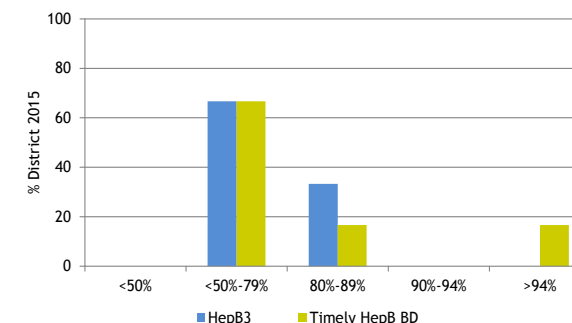
2012 Neonatal deliveries



Hepatitis B vaccination coverage



2015 Districts by coverage categories*



Vaccination coverage surveys

Survey year	Location	Ages enrolled	Sample size	HepB BD %	HepB3 %	DTP3 %	Reference/Notes
2007	National	12-23 months	359	not reported	59%	63%	MICS; by 12 months 55% HepB3, 58% DTP3
2013	National	12-23 months	303	not reported	55%	55%	DHS Survey; by 12 months 49% HepB3, 49% DTP3

Hepatitis B serological surveys

Survey year	Location	Ages enrolled	Sampling base	Sample size	HBsAg prevalence (95%CI)	Reference/Notes
1988	Emao or Nguna	12-18 months	Community based	112	17%	Maher Med J Aust 1991
1998	Large Towns	12-24 months	Hospital based	132	3.0%	Wilson Vaccine 2000

Abbreviations: DTP3: 3rd dose of Diphteria, Tetanus and Pertusis vaccine; HepB3: at least 3 doses of hepatitis B vaccine; HBsAg: hepatitis B surface antigen; SBA: Skilled Birth Attendant; Timely HepB BD: birth dose within 24 hours
Sources: Urban Population was derived from World Bank; 2012 Neonatal deliveries was derived from the Western Pacific Country Health Information Profiles; Unless otherwise noted in the section marked References/Notes, all remaining data was derived from the WHO and UNICEF Joint Reporting Form on Immunization
 *HepB3 vaccination coverage when available, otherwise graph represents DTP3 coverage.

VIET NAM

Demographics

Total population (2015)	91 583 000
Births (2015)	1 753 504
Surviving infants (2015)	1 753 504
Urban population (2015)	34%

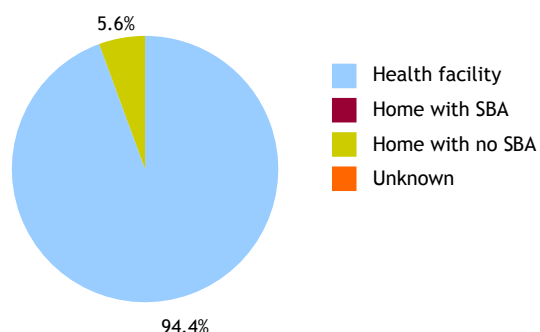
Hepatitis B vaccine

HepB3 introduced nationwide	1997
HepB birth dose introduced	2005
Current schedule	0, 2 months, 3 months, 4 months
HepB3 type	DTP-Hib-HepB

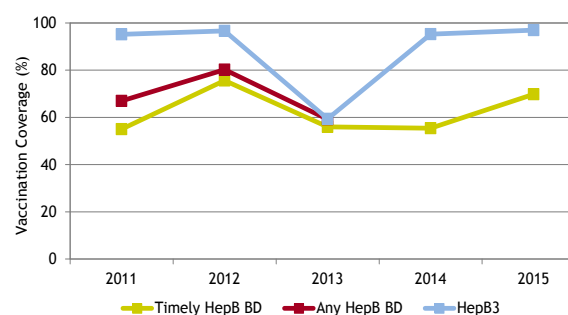
WHO verification

Status of verifying prevalence targets	
Verification started:	pending
Decision:	n.a.
Decision date:	n.a.

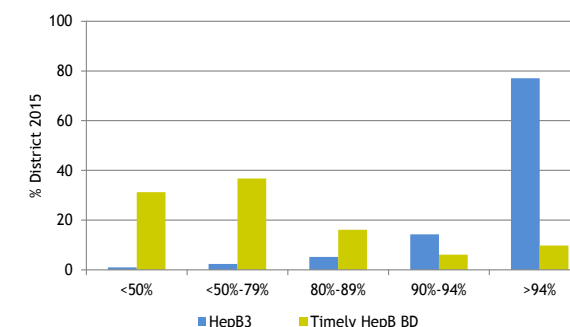
2012 Neonatal deliveries



Hepatitis B vaccination coverage



2015 Districts by coverage categories*



Vaccination coverage surveys

Survey year	Location	Ages enrolled	Sample size	HepB BD %	HepB3 %	DTP3 %	Reference/Notes
2002	National	12-24 months	457	not reported	not reported	72%	DHS Survey
2006	National	12-23 months	555	not reported	34%	79%	MICS; 32% HepB3 and 76% DTP3 by 12 months
2002-2003	National	12-23 months	457	not reported	not reported	72%	DHS Survey
2010-2011	National	12-23 months	759	not reported	56%	74%	MICS; 53% HepB3 and 73% DTP3 by 12 months
2014	National	24-35 months	641	71%	92%	93%	MICS; 71% HepB BD, 92% HepB3 and 93% DTP3 by 12 months
2014	National	12-23 months	790	78%	87%	89%	MICS; 78% HepB BD, 87% HepB3 and 89% DTP3 by 12 months

Hepatitis B serological surveys

Survey year	Location	Ages enrolled	Sampling base	Sample size	HBsAg prevalence (95%CI)	Reference/Notes
1998	Thanh Hoa	9-18 months	Community based	536	12.5%	Hipgrave AJTMH 2003
2011	National	3-4 years	Community based	3426	1.6% (1.25%-2.15%)	Nguyen Vaccine 2014
2011	National	5-7 years	Community based	1738	2.2% (1.47%-3.14%)	Nguyen Vaccine 2014
2011	National	8-11 years	Community based	1740	3.6% (2.80%-4.71%)	Nguyen Vaccine 2014

Abbreviations: DTP3: 3rd dose of Diptheria, Tetanus and Pertusis vaccine; HepB3: at least 3 doses of hepatitis B vaccine; HBsAg: hepatitis B surface antigen; SBA: Skilled Birth Attendant; Timely HepB BD: birth dose within 24 hours
Sources: Urban Population was derived from World Bank; 2012 Neonatal deliveries was derived from the Western Pacific Country Health Information Profiles; Unless otherwise noted in the section marked References/Notes, all remaining data was derived from the WHO and UNICEF Joint Reporting Form on Immunization
 *HepB3 vaccination coverage when available, otherwise graph represents DTP3 coverage.

WALLIS AND FUTUNA

Demographics

Total population (2015)	12 197
Births (2015)	157
Surviving infants (2015)	156
Urban population (2015)	0%

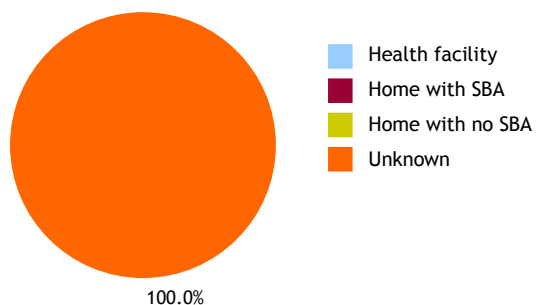
Hepatitis B vaccine

HepB3 introduced nationwide	Yes, introduction year unknown
HepB birth dose introduced	Yes, introduction year unknown
Current schedule	0, 1 month, 6 months
HepB3 type	Monovalent

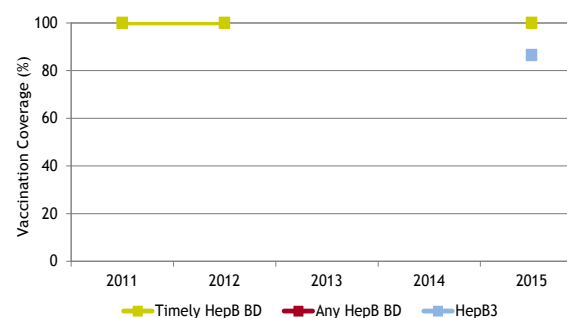
WHO verification

Status of verifying prevalence targets	
Verification started:	pending
Decision:	n.a.
Decision date:	n.a.

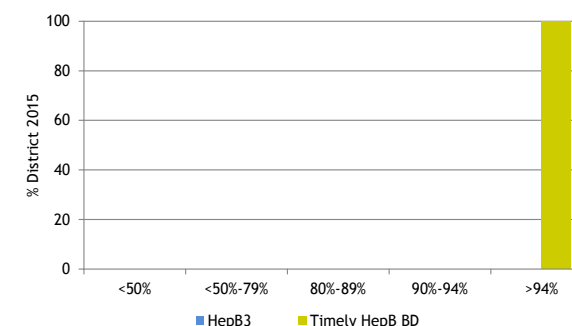
2012 Neonatal deliveries



Hepatitis B vaccination coverage



2015 Districts by coverage categories



Vaccination coverage surveys

Survey year	Location	Ages enrolled	Sample size	HepB BD %	HepB3 %	DTP3 %	Reference/Notes
2011	National	7-12 years	442	not reported	94%	not reported	Data from national serosurvey

Hepatitis B serological surveys

Survey year	Location	Ages enrolled	Sampling base	Sample size	HBsAg prevalence (95%CI)	Reference/Notes
2012	National	9-11 years	School-based	428	0.93%	PRELIMINARY DATA

Abbreviations: DTP3: 3rd dose of Diphteria, Tetanus and Pertusis vaccine; HepB3: at least 3 doses of hepatitis B vaccine; HBsAg: hepatitis B surface antigen; SBA: Skilled Birth Attendant; Timely HepB BD: birth dose within 24 hours
Sources: Urban Population was derived from World Bank; 2012 Neonatal deliveries was derived from the Western Pacific Country Health Information Profiles; Unless otherwise noted in the section marked References/Notes, all remaining data was derived from the WHO and UNICEF Joint Reporting Form on Immunization



Expanded Programme on Immunization Regional Office
for the Western Pacific World Health Organization
P.O. Box 2932, 1000 Manila, Philippines
Tel. no. (+63 2) 5288001
Fax. no. (+63 2) 5211036, 5260279
wproepi@who.int

