

TREAT ALL: POLICY ADOPTION AND IMPLEMENTATION STATUS IN COUNTRIES

NOVEMBER 2017



With the 2016 Consolidated guidelines on the use of antiretroviral drugs for treating and preventing HIV infection, WHO updated and launched new policy recommendations on the clinical and service delivery aspects of HIV treatment and care, and raised the bar to treat all PLHIV (**Treat All**).

WHO has worked with countries to ensure uptake and implementation of these recommendations in support of the 90-90-90 targets.

Since 2013, WHO has implemented a country intelligence tool to better follow policy uptake and implementation at country level.

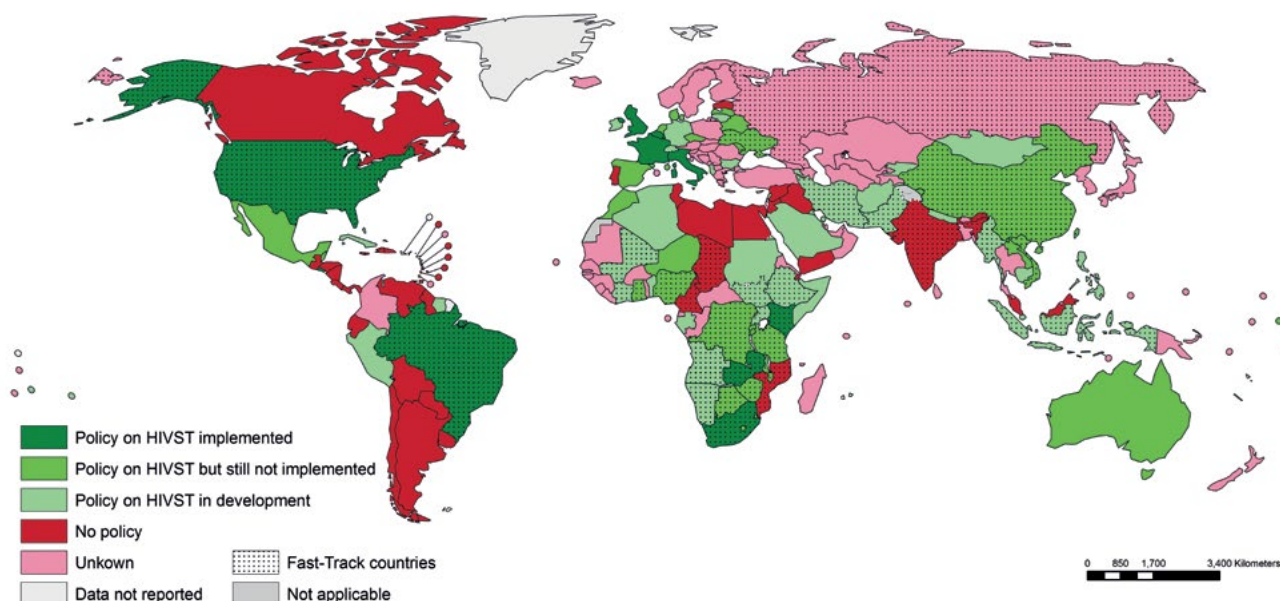
Herein, data are presented for 194 WHO Member States – including 139 low- and middle-income countries (LMIC) – and 35 Fast-Track countries¹, respectively through November 2017.

- **70% of LMIC and 89% of Fast-Track countries have adopted a Treat All policy**, while another 9% of all LMIC and 6% of Fast-Track countries plan to adopt Treat All before the end of 2017. This is in contrast to 33% of all LMIC adopting Treat All policy measured one year ago.
- **By the end of 2017, 83% of all LMIC and 94% of Fast-Track countries will have adopted Treat All.**
- However, implementation is just getting underway and only 69 (50%) LMIC have already put the policy for Treat All fully into practice and 8 (6%) LMIC have implemented treat all in a majority of treatment sites.

- Lifelong ART for pregnant women is nearly universally adopted and moving towards full implementation.
- By November 2017, 68% of LMIC and 83% of Fast-Track countries had adopted treat all for children (less than 10 years).
- Dolutegravir (DTG) is soon available at a lower price point combined in fixed-dose combination with TDF/3TC and many countries are moving to adopt DTG as part of first line treatment.
- 72% of LMIC adopted TDF/[3TC or FTC]/EFV as the preferred first-line therapy, whereas an additional 40% of LMIC are making shifts to DTG containing regimens.
- Routine HIV viral load monitoring is fully implemented in 58% of LMIC and partially implemented in 25% of LMIC.

With the 2016 Consolidated ARV Guidelines, WHO has rapidly updated global guidance to reflect new science regarding the benefit of early HIV treatment and is now planning to update the ARV guidelines in 2018 to address new science and innovations.

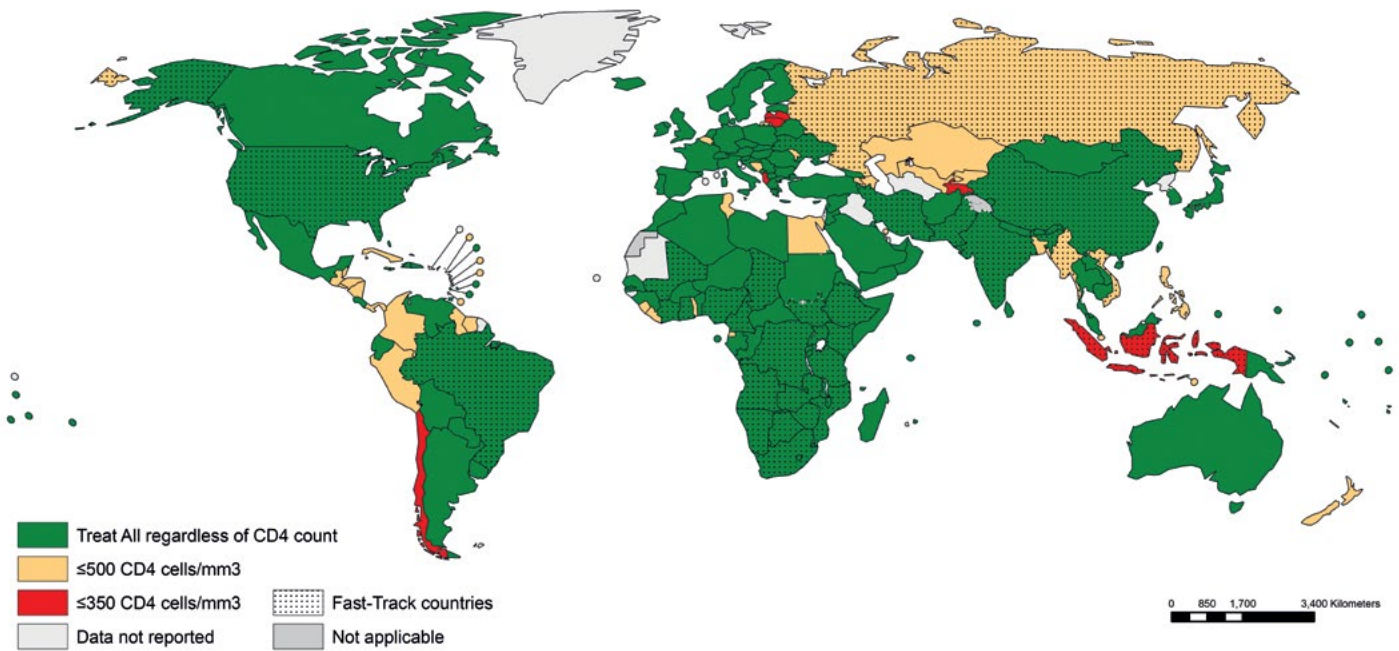
Status of HIV self-testing (HIVST) in national policies (situation as of November 2017)²



Global AIDS Monitoring (UNAIDS/WHO/UNICEF) and WHO HIV Country Intelligence Tool, 2017

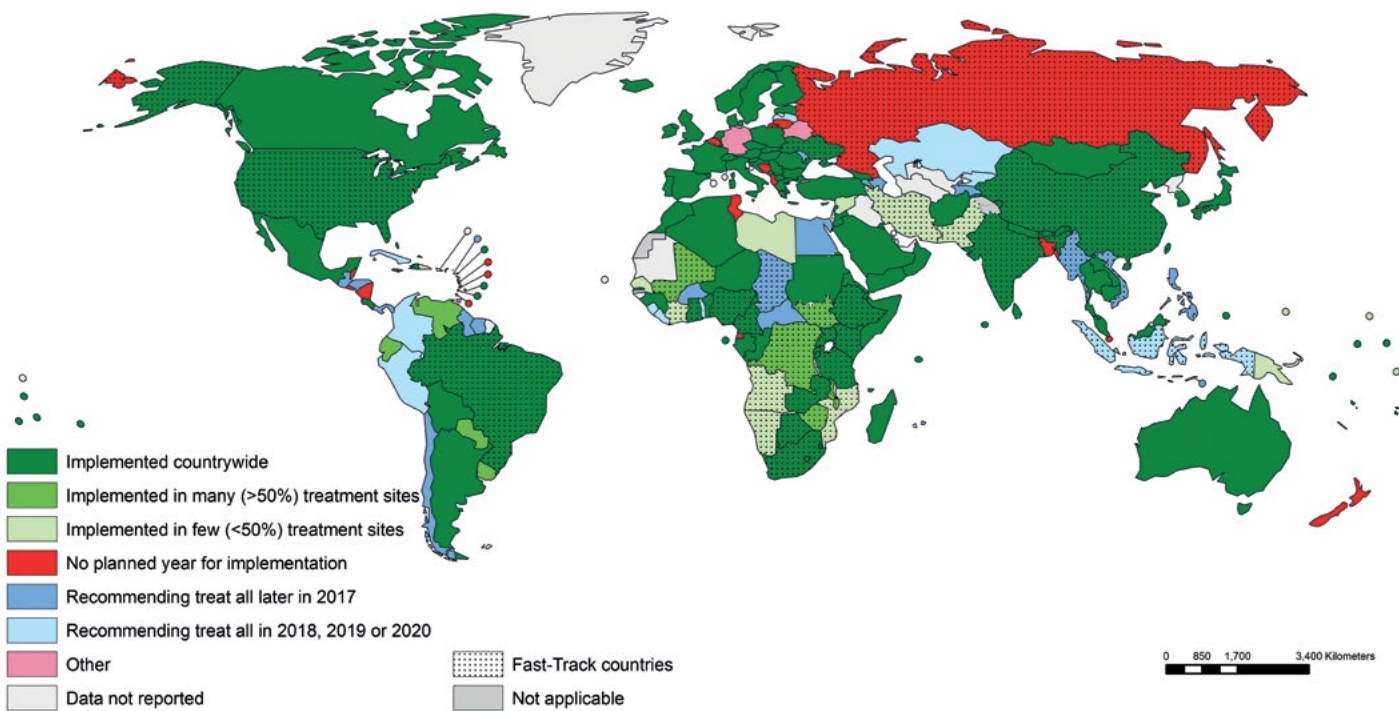
¹ Thirty five countries accounting for more than 90% of the people becoming newly infected with HIV have been designated Fast-Track countries requiring intensified action.
² Implementation of HIVST is defined as the public availability of certified HIVST products outside of research or pilot projects.

Uptake of WHO policy for Treat All ART initiation among adults and adolescents living with HIV (situation as of November 2017)



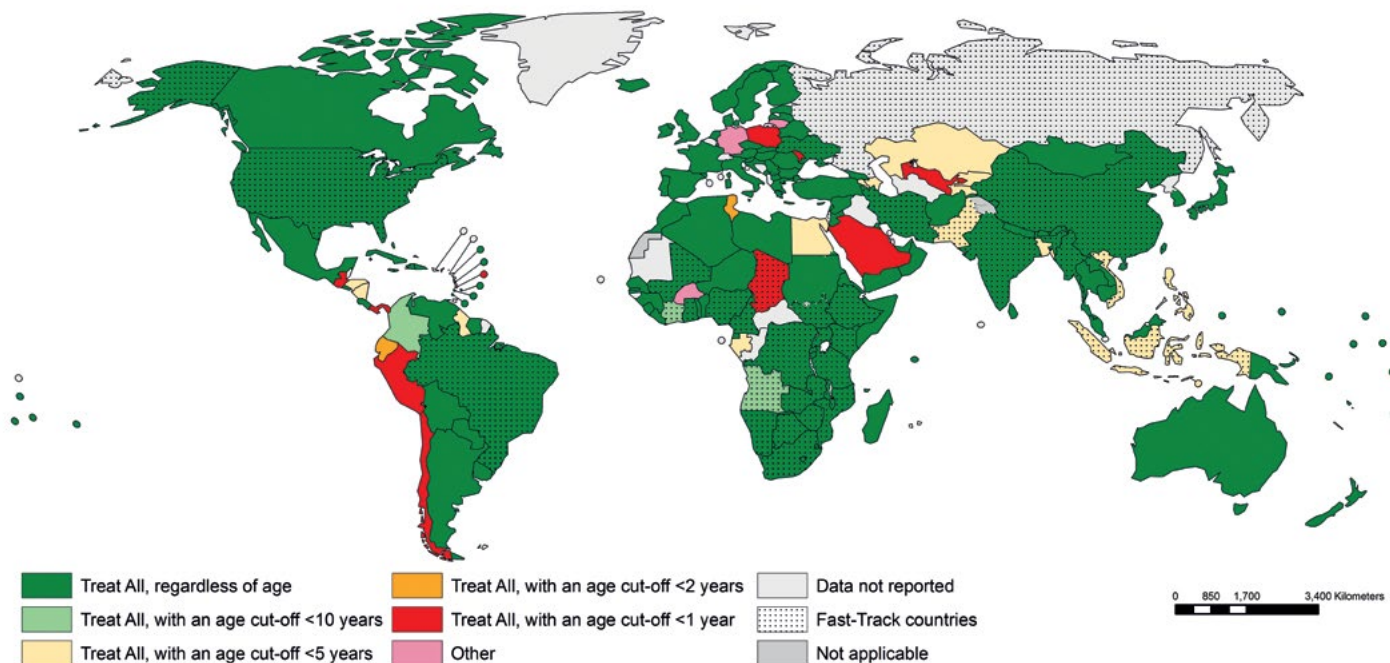
Global AIDS Monitoring (UNAIDS/WHO/UNICEF) and WHO HIV Country Intelligence Tool, 2017

Implementation of Treat All ART recommendation among adults and adolescents living with HIV (situation as of November 2017)



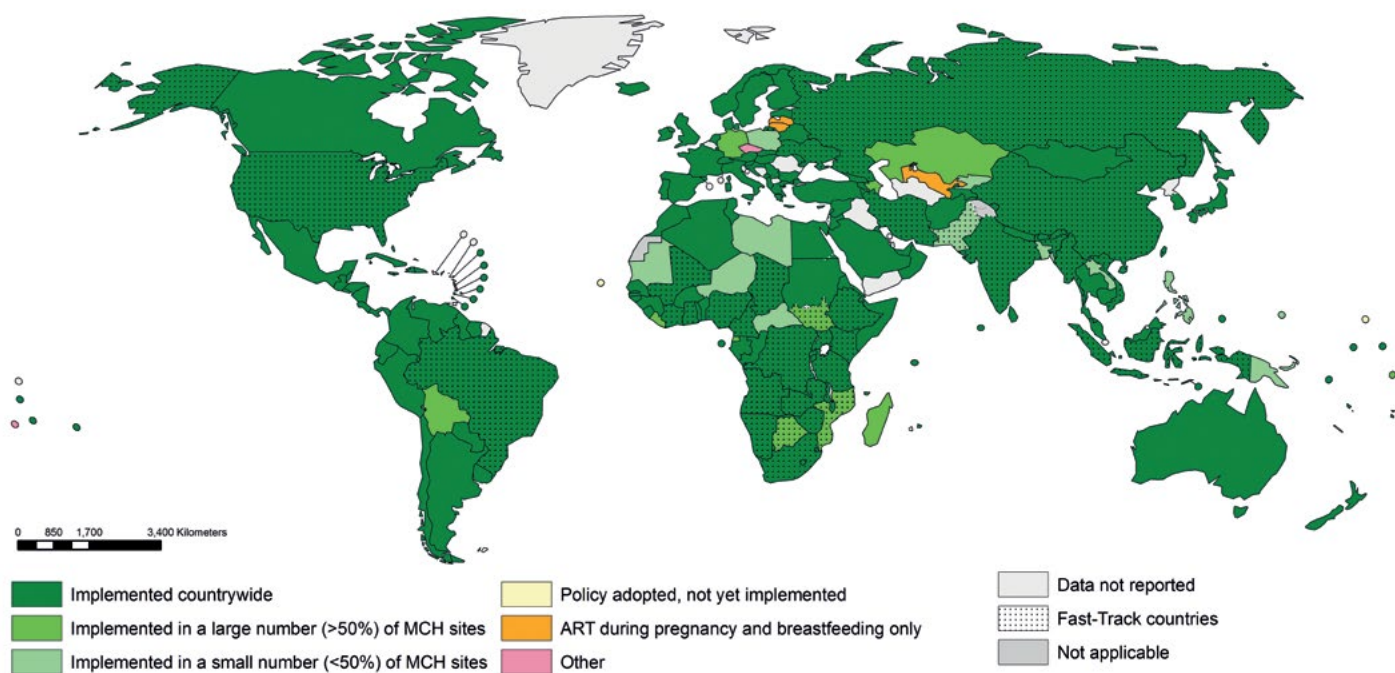
Global AIDS Monitoring (UNAIDS/WHO/UNICEF) and WHO HIV Country Intelligence Tool, 2017

Uptake of WHO policy for Treat All ART initiation among children and adolescents <15 years living with HIV (situation as of November 2017)



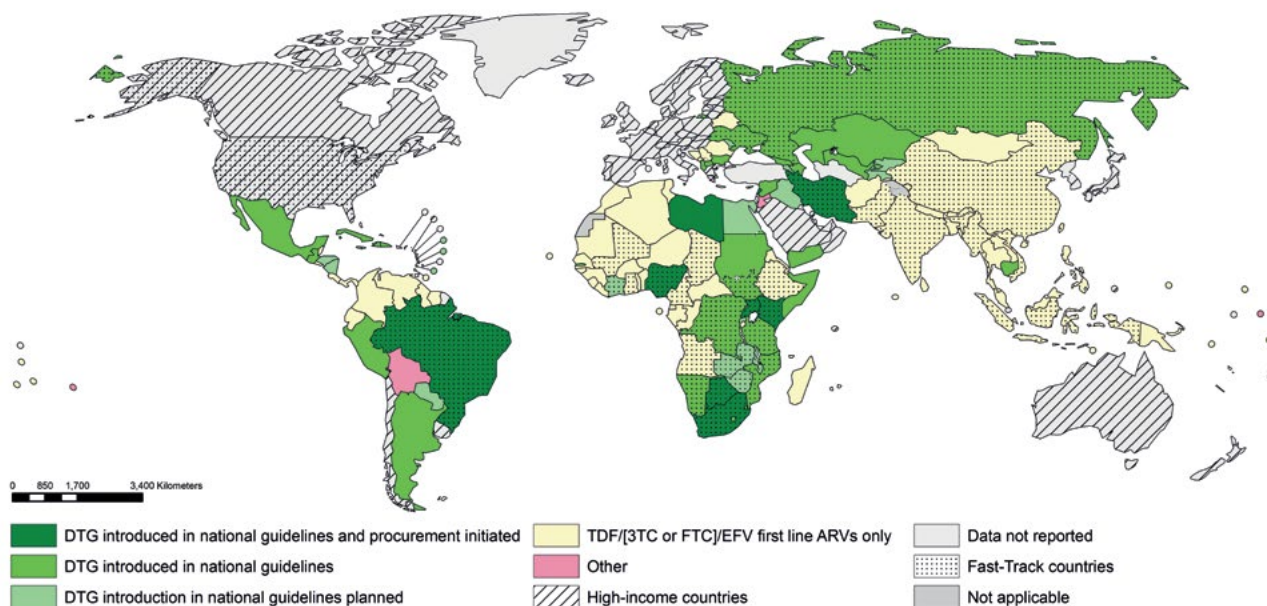
Global AIDS Monitoring (UNAIDS/WHO/UNICEF) and WHO HIV Country Intelligence Tool, 2017

Implementation of Treat All policy for pregnant and breastfeeding women living with HIV (situation as of November 2017)



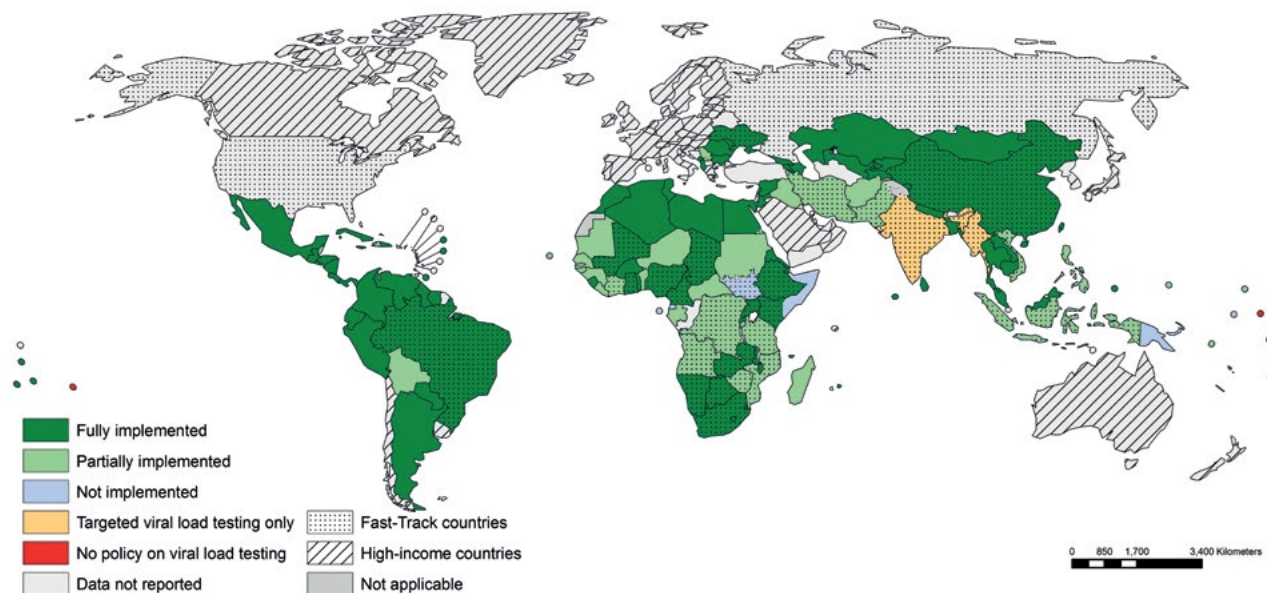
Global AIDS Monitoring (UNAIDS/WHO/UNICEF) and WHO HIV Country Intelligence Tool, 2017

Preferred first line regimen among adults and adolescents in low- and middle-income countries (situation as of November 2017)



Global AIDS Monitoring (UNAIDS/WHO/UNICEF) and WHO HIV Country Intelligence Tool, 2017

National policy on routine viral load testing for monitoring ART and level of implementation for adults and adolescents in low- and middle-income countries (situation as of November 2017)



Global AIDS Monitoring (UNAIDS/WHO/UNICEF) and WHO HIV Country Intelligence Tool, 2017

The boundaries and names shown and the designations used on the maps in this publication do not imply the expression of any opinion whatsoever on the part of the World Health Organization concerning the legal status of any country, territory, city or area or of its authorities, or concerning the delimitation of its frontiers or boundaries. Dotted and dashed lines on maps represent approximate border lines for which there may not yet be full agreement.

For more information, contact:

World Health Organization
Department of HIV/AIDS
20, avenue Appia
1211 Geneva 27
Switzerland

E-mail: hiv-aids@who.int
www.who.int/hiv
WHO/HIV/2017.58
© WHO 2017. Some rights reserved.
This work is available under the
CC BY_NC-SA 3.0 IGO licence.



FACT SHEET

HIV TREATMENT
AND CARE