

HIV Country Profile 2022

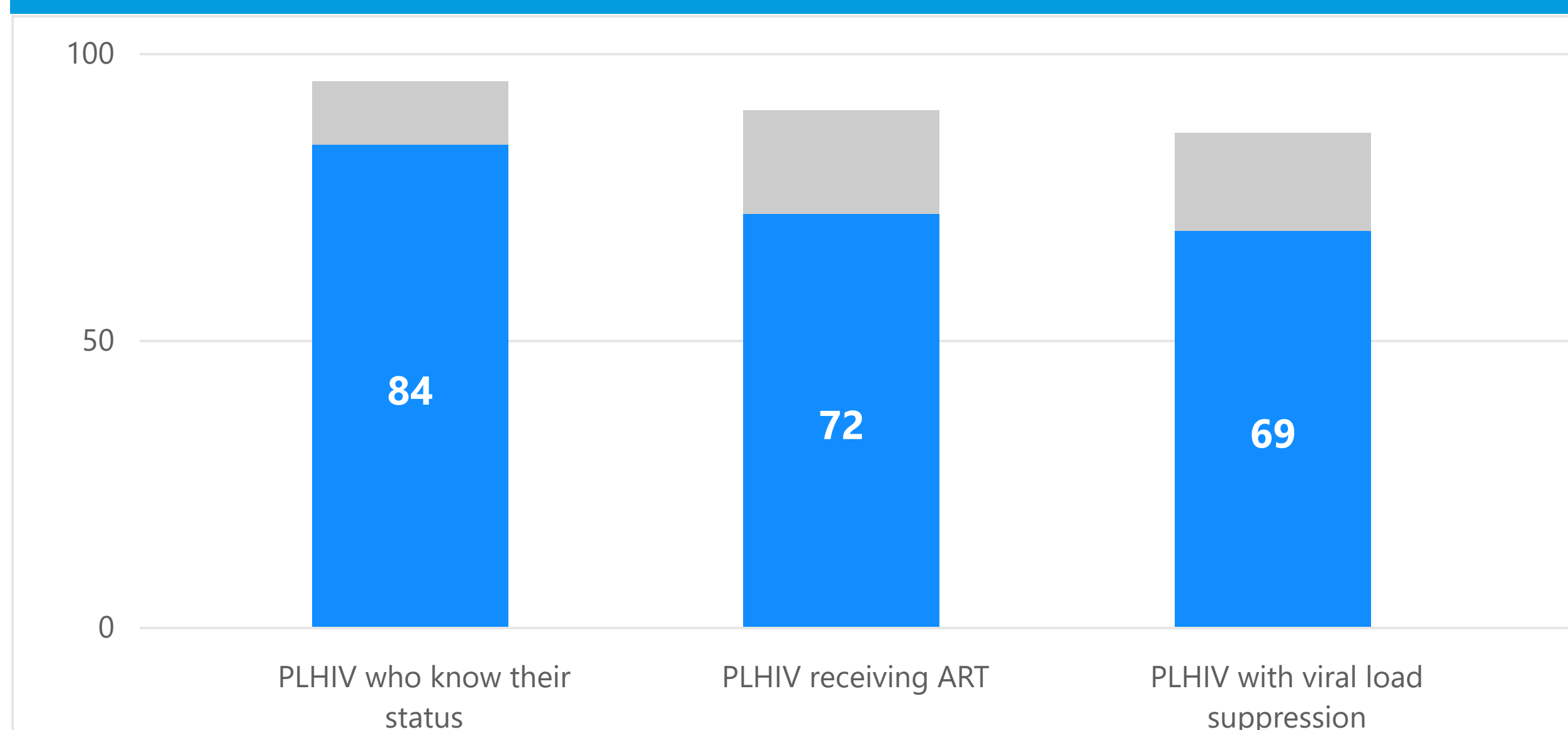
Viet Nam

English

Demographic and socioeconomic data

Total population (July 2021)	GNI per capita, PPP (Current international \$) (2021)
97.468 million	11 040 US\$
Maternal mortality per 100 000 live births (2017)	Health expenditure total (% of GDP) (2019)
43	5%
Espérance de vie (années) (2021)	Health expenditure per capita, US\$ (2019)
49.2 years	181 US\$
Taux de fécondité (enfant/femme) (2021)	Human development index value (2019)
1.9	0.704

Progress towards HIV testing and treatment cascade targets by 2025 (2021)



Targets for 2025:

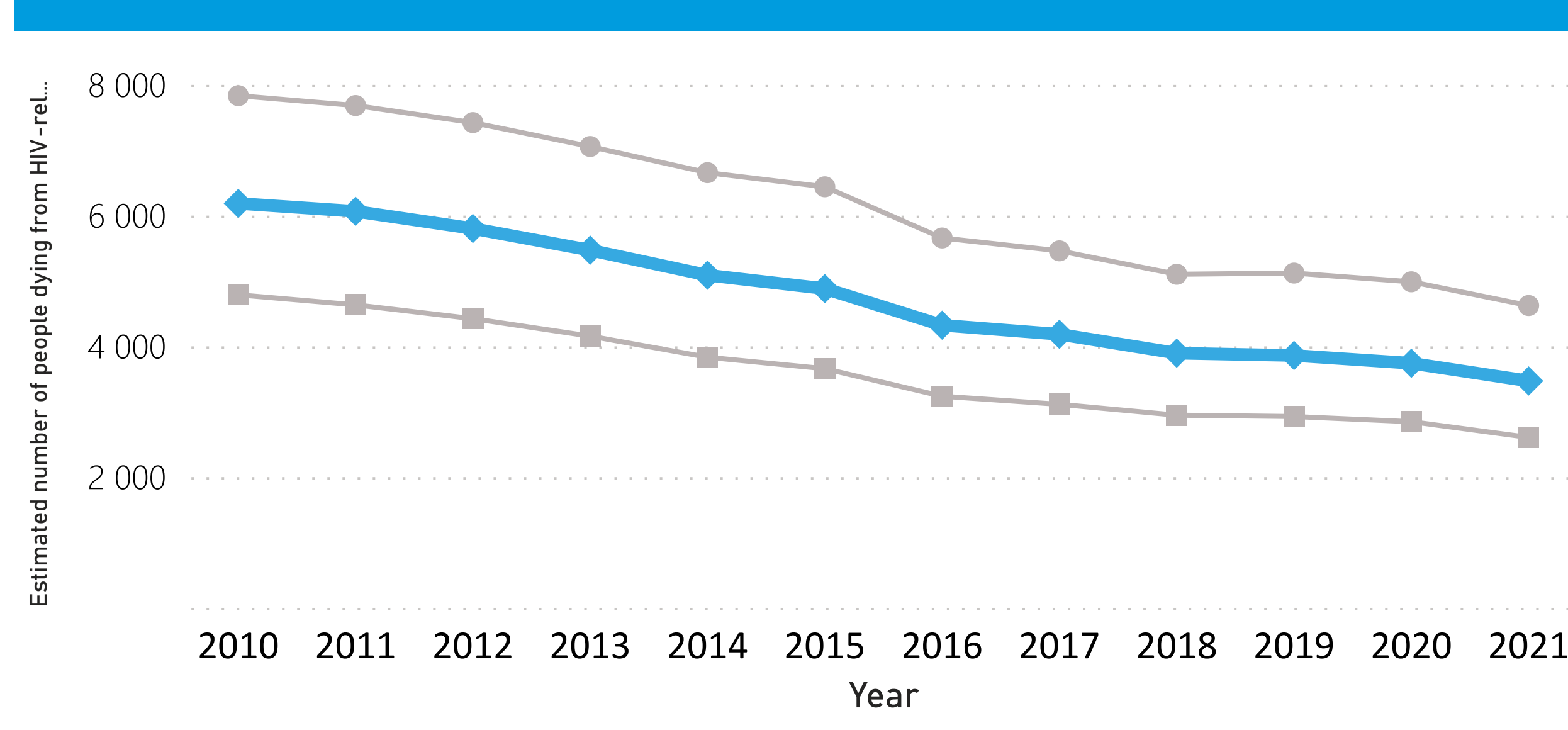
- 95 percent of people living with HIV know their status
- 90 percent of people living with HIV are on antiretroviral therapy
- 86 percent of people living with HIV are virally suppressed

These targets are related to the 95-95-95 targets by 2025, in which 95% of people living with HIV know their status, 95% of people who know their HIV-positive status are on antiretroviral therapy, and 95% of people on antiretroviral therapy are virally suppressed.

Health sector cascade (2021)

Indicator	Value	Percent of 95-95-95
People living with HIV who know their status	205 000	84%
Reported number of people living with HIV receiving ART	176 137	72%
People living with HIV with viral load suppression	169 092	69%

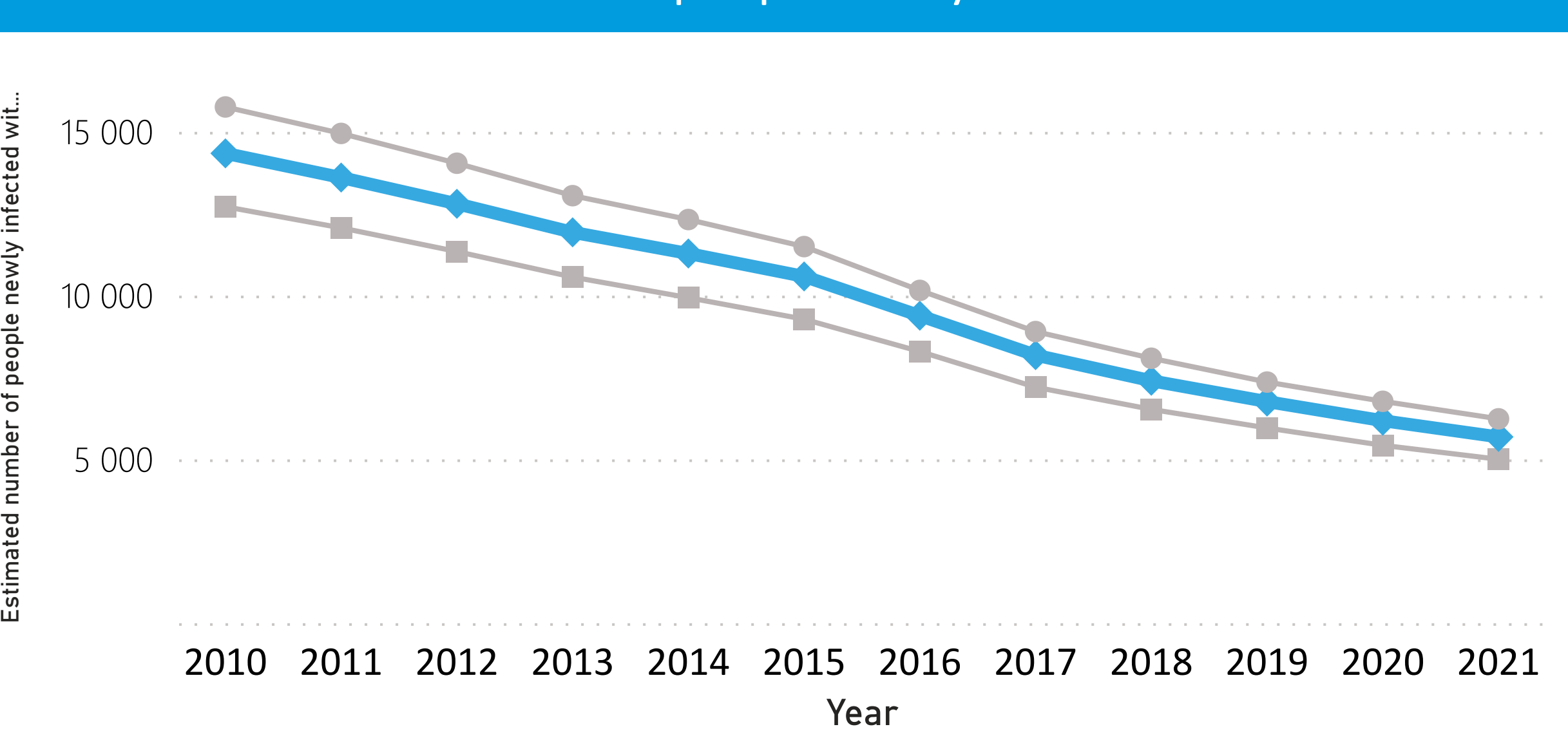
Estimated number of deaths due to AIDS



Trends since 2010

(-43%)

Estimated number of people newly infected with HIV



Trends since 2010

(-60%)

Epidemiological HIV data (2021)

Indicator	Value
Estimated incidence rate per 1000 uninfected population	0.06
Estimated number of people living with HIV	240 000
Estimated number of people dying from HIV-related causes	3 500
Estimated number of children aged 0 to 14 living with HIV	4 900
Estimated number of people newly infected with HIV	5 700
Estimated number of women (15+) living with HIV	82 000

Prevention of mother-to-child transmission (PMTCT)

Indicator	Value	Year
Antenatal care coverage - at least one visit (%)	97%	2021
Antenatal care coverage - at least four visits (%)	88.2%	2021
Estimated percentage of pregnant women living with HIV who received antiretrovirals for PMTCT ² (%)	75%	2021
% of pregnant women with known HIV status	68.7%	2021
% of infants born to women living with HIV receiving a virological test within two months of birth (EID) ¹ (%)	27.9%	2021
Final transmission rate including breastfeeding period ³ (%)	18.5%	2021
Antenatal care attendees who tested positive for syphilis (%)	0.3%	2013
Reported number of pregnant women living with HIV who received antiretrovirals for PMTCT	1 566	2021

Tracing indicators for elimination of mother-to-child transmission. A color scheme (green, orange, red) is used to indicate if the country is on target to meet 2020 targets: 190% 295% 3Less than 5

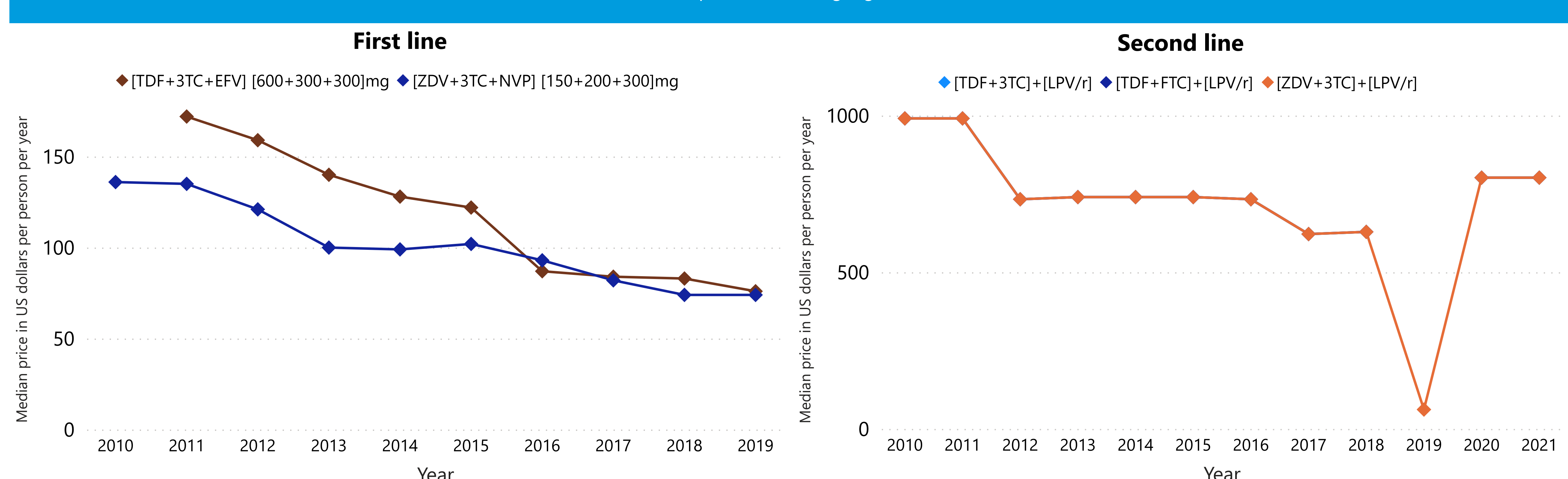
Antiretroviral therapy (ART) (2021)

Indicator	Value
Estimated ART coverage	72%
Estimated ART coverage (adults 15+)	72%
Estimated ART coverage (children, 0-14) ¹	82%
Reported number of children receiving ART	3 993
Reported number of people living with HIV receiving ART	176 137
Reported number of people living with HIV receiving ART (adults 15+)	172 144

Key populations (2021)

HIV prevalence among men who have sex with men (%)	13.3%
HIV prevalence among people who inject drugs (%)	12.1%
HIV prevalence among sex workers (%)	3.1%
Needles distributed per person who inject drugs per year	147
Percentage condom use among sex workers with most recent client	89.6%
Percentage of people who inject drugs receiving OST	27.7%

Median annual price of ARV drug regimens for adults



National HIV policies and plans (2022)

Indicator	Value
Adoption of policy on advanced HIV	Data not available
Frequency of clinic visits	Data not available
National M&E plan or strategy for HIV	Data not available
National policy supporting community delivery of ART	Data not available
Point-of-care viral load testing available	Data not available
Rapid ART initiation	Data not available
Dolutegravir (DTG) as part of 1st line ARVs for adults and adolescents	DTG introduced in national guidelines and procurement initiated
Frequency of ART pick-up (MMD)	Every 3 months for adults who are doing well on ART
Implementation of national policy on HIV self-testing (HIVST)	HIVST policy and implementation
Implementation of lifelong ART to pregnant & breastfeeding women	Implemented
Implementation of national policy on viral load monitoring	Implemented countrywide (>95% of treatment sites)
Implementation of treat all adults and adolescents	Implemented countrywide (>95% of treatment sites)
Treatment initiation threshold adults and adolescents	Treat All regardless of CD4 count
Treatment initiation threshold children	Treat all, regardless of age

Sources: Global AIDS Monitoring (UNAIDS/WHO/UNICEF), Spectrum estimates (UNAIDS/WHO), WHO HIV Country Intelligence Tool, Global Health Observatory (WHO), Population Division of the Department of Economic and Social Affairs of the United Nations Secretariat, World Bank, Global Health Expenditure Database (WHO), United Nations Development Programme, UNICEF data, Global Price Reporting Mechanism (WHO)

Definition of acronyms : PLHIV = People living with HIV, HIV = Human Immunodeficiency Virus, AIDS = Acquired Immunodeficiency Syndrome, ART = Antiretroviral Therapy, ARVs = Antiretrovirals, PMTCT = Prevention of Mother-to-Child Transmission, EID = Early Infant Diagnosis, OST = Opioid Substitution Therapy