

# Thailand

## Tuberculosis profile

Population 2017

69 million

Estimates of TB burden*, 2017	Number (thousands)	Rate (per 100 000 population)
Mortality (excludes HIV+TB)	9.3 (7–12)	13 (10–17)
Mortality (HIV+TB only)	2.9 (2.1–3.8)	4.2 (3.1–5.6)
Incidence (includes HIV+TB)	108 (82–138)	156 (119–199)
Incidence (HIV+TB only)	11 (8.5–15)	16 (12–21)
Incidence (MDR/RR-TB)**	3.9 (2.5–5.7)	5.7 (3.6–8.2)

Estimated TB incidence by age and sex (thousands)\*, 2017

	0-14 years	> 14 years	Total
Females	4.1 (3.9–4.3)	33 (28–37)	37 (31–42)
Males	4.4 (4.2–4.7)	67 (53–81)	71 (56–86)
Total	8.5 (7.9–9.1)	100 (75–124)	108 (82–138)

TB case notifications, 2017

Total cases notified	82 008
Total new and relapse	80 160
- % tested with rapid diagnostics at time of diagnosis	12%
- % with known HIV status	82%
- % pulmonary	83%
- % bacteriologically confirmed among pulmonary	55%

Universal health coverage and social protection

TB treatment coverage (notified/estimated incidence), 2017	74% (58–98)
TB patients facing catastrophic total costs	
TB case fatality ratio (estimated mortality/estimated incidence), 2017	0.11 (0.08–0.16)

TB/HIV care in new and relapse TB patients, 2017

	Number	(%)
Patients with known HIV-status who are HIV-positive	7 130	11%
- on antiretroviral therapy	4 577	64%

Drug-resistant TB care, 2017	New cases	Previously treated cases	Total number***
Estimated MDR/RR-TB cases among notified pulmonary TB cases			2 700 (2 100–3 300)
Estimated % of TB cases with MDR/RR-TB	2.2% (1.5–3)	24% (18–31)	
% notified tested for rifampicin resistance	24%	37%	24 470
MDR/RR-TB cases tested for resistance to second-line drugs			272
Laboratory-confirmed cases		MDR/RR-TB: 1 339, XDR-TB: 7	
Patients started on treatment ****		MDR/RR-TB: 851, XDR-TB: 8	

Treatment success rate and cohort size	Success	Cohort
New and relapse cases registered in 2016	83%	68 146
Previously treated cases, excluding relapse, registered in 2016	71%	3 806
HIV-positive TB cases registered in 2016	72%	6 552
MDR/RR-TB cases started on second-line treatment in 2015	60%	352
XDR-TB cases started on second-line treatment in 2015		

TB preventive treatment, 2017

% of HIV-positive people (newly enrolled in care) on preventive treatment	
% of children (aged < 5) household contacts of bacteriologically-confirmed TB cases on preventive treatment	5% (4.6–5.5)

TB financing, 2018

National TB budget (US\$ millions)	26
Funding source: 87% domestic, 13% international, 0% unfunded	

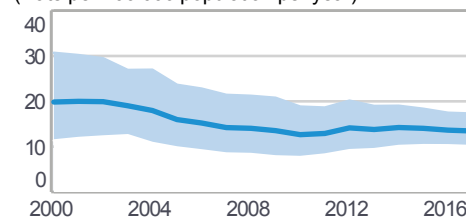
\* Ranges represent uncertainty intervals

\*\* MDR is TB resistant to rifampicin and isoniazid; RR is TB resistant to rifampicin

\*\*\* Includes cases with unknown previous TB treatment history

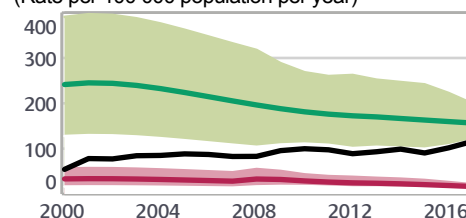
\*\*\*\* Includes patients diagnosed before 2017 and patients who were not laboratory-confirmed

(Rate per 100 000 population per year)



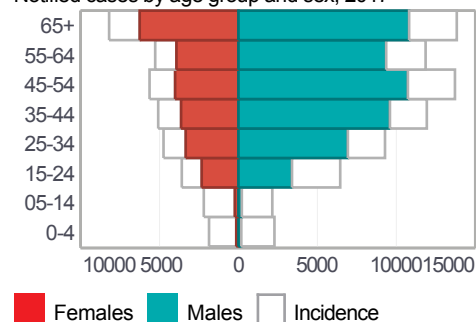
— Mortality (excludes HIV+TB)

(Rate per 100 000 population per year)

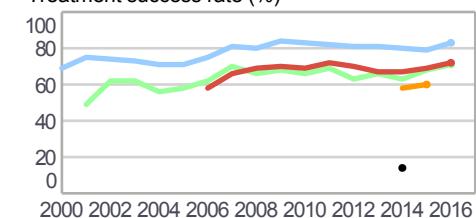


— Incidence  
— Notified (new and relapse)  
— Incidence (HIV+TB only)

Notified cases by age group and sex, 2017

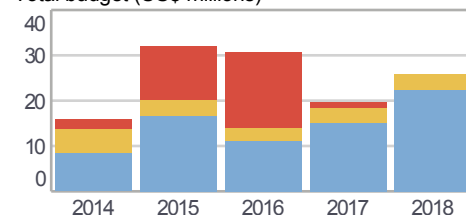


Treatment success rate (%)



— New and relapse  
— Retreatment, excluding relapse  
— HIV-positive — MDR/RR-TB — XDR-TB

Total budget (US\$ millions)



— Unfunded  
— Funded internationally  
— Funded domestically