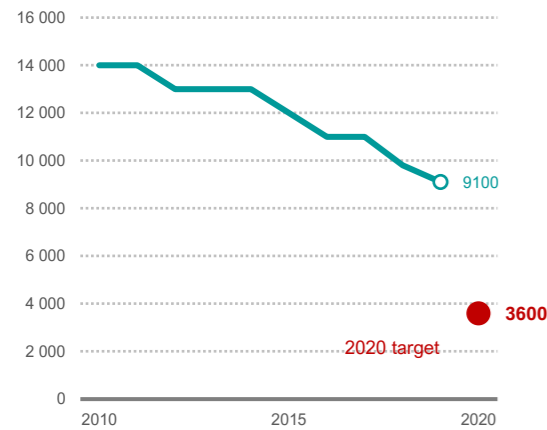


THE STATE OF HIV PREVENTION IN MYANMAR

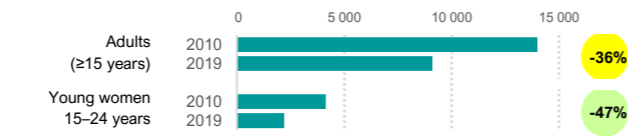
2020

The number of adults newly infected with HIV declined from 14000 in 2010 to 9100 in 2019, a 36% decline.

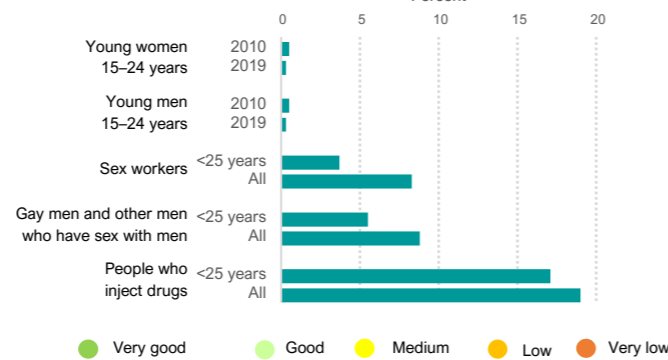
Number of new HIV infections (≥15 years)



Change in new HIV infections



HIV prevalence



Policy and structural barriers

Key populations

Barrier	Sex workers	Gay men & other men who have sex with men	People who inject drugs
Criminalization of the behaviour of key populations	Yes	Yes	Partial
The national strategy includes critical elements of the programme package for key populations	All	All	Some
Avoided health care because of stigma and discrimination	4%	8%	id

Adolescent girls and young women

Indicator	15-19 years	15-49 years
Proportion of women who experienced intimate partner violence	22%	11%
Girls who completed lower secondary education	46%	
Policies on life skills-based HIV and sexuality education (secondary schools)	No	
Laws requiring parental consent for adolescents to access sexual and reproductive health services	No	

HIV prevention adaptations during COVID-19

Adaptation	Safe continuation of outreach	Online counselling
Key populations	Yes	Yes
Adopted multi-month dispensing	Yes	Expanded alternative access
Condoms	Yes	Yes
PrEP	No	No
HIV treatment	Yes	Yes
Safe injecting equipment	Yes	Yes
Opioid substitution therapy (take home dosages)		Yes

Note: 'Yes' refers to the adaptation having been introduced (not necessarily it being universally available).

Linkages between HIV and sexual and reproductive health services

Service	Linkage Status
HIV testing services integrated within sexual and reproductive health	Partial
Provider-initiated condom promotion in family planning services	No/id

HIV programme coverage and outcomes

KEY POPULATIONS

Sex workers

Condom use at last paid sex (%)

Target 95%

Sex workers: 90%
Clients: 77%

Received two prevention interventions in past 3 months (%): 50

Score: 6

Gay men and other men who have sex with men (MSM)

Condom use at last anal sex (%)

Target 90%

57%

Received two prevention interventions in past 3 months (%): 29

Score: 4

People who inject drugs (PWID)

Use of harm reduction services (%)

Target 95%

With safe injections: 91%
On opioid substitution therapy: 21%

Received two prevention interventions in past 3 months (%): 34

Score: 7

Scores (1-10) ● Very good ● Good ● Medium ● Low ● Very low id ... insufficient data na ... not applicable

ANTIRETROVIRAL DRUG-BASED PREVENTION

Pre-exposure prophylaxis

Number of people actively taking Pre-Exposure Prophylaxis (PrEP)

2018: ~100, 2019: ~120, 2020: 150

Annual change (2019-20) in users of PrEP: 1

Antiretroviral treatment

People living with HIV virally suppressed

Target 73%

Women: 83%, Men: 66%

Antiretroviral treatment coverage

Overall: 76%
Sex workers: 59%
MSM: 44%
PWID: id

Data sources: UNAIDS 2020 HIV estimates; Global AIDS Monitoring 2020; Global HIV Prevention Coalition progress survey 2020; and ICF - the DHS Program STATcompiler. Data sources key populations coverage: Global AIDS Monitoring 2020, Global Fund Proposals 2020 and PEPFAR COP20. Note: the 2020 HIV estimates presented are for 2019. Other data points may refer to various years when the surveys were conducted.

Implementation of Prevention 2020 Roadmap

Ten actions	2017	2020
1 - HIV prevention needs assessment	Not done	Done
2 - HIV prevention targets	Not done	Done
3 - HIV prevention strategy	Not done	Done
4 - Legal and policy reform	Not done	Partly done
5a - Key population size estimates	Not done	Partly done
5b - Defined key population package	Not done	Partly done
5c - Adolescent girls and young women size estimates	Not done	Not done
5d - Adolescent girls and young women package	Not done	Not done
6 - Capacity development and technical assistance plan	Not done	Partly done
7 - Social contracting	Not done	Not done
8 - HIV prevention financial gap analysis	Not done	Done
9 - Strengthen programme monitoring	Not done	Done
10 - Performance review	Not done	Done

● Done ● Partly done ● Not done ●