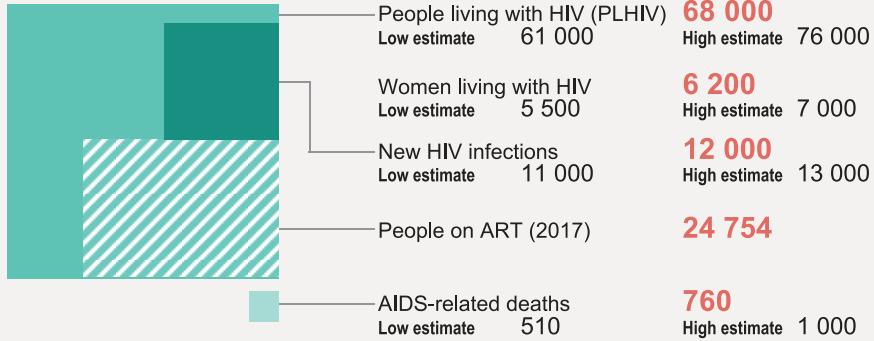




PHILIPPINES

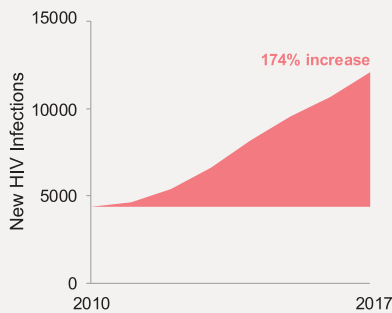
COUNTRY SNAPSHOT, 2018

EPIDEMIC SNAPSHOT 2018 | PHILIPPINES




Source: Global AIDS Monitoring 2018 and UNAIDS 2018 Estimates

NEW HIV INFECTIONS TREND



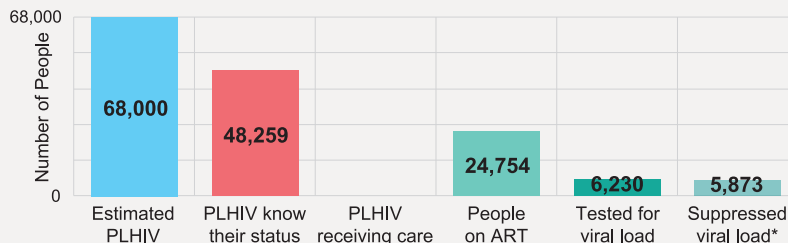
Source: UNAIDS 2018 HIV Estimates

HIV PREVALENCE (%)



Source: Serological surveys and Global AIDS Monitoring 2017

TREATMENT CASCADE, 2017




* Number of people on ART who received a viral load test in the past year and have viral load of <1000 copies/ml

Source: Global AIDS Monitoring 2018 and UNAIDS 2018 Estimates

PREVENTION OF MOTHER-TO-CHILD TRANSMISSION (PMTCT), 2017

- Estimated pregnant women living with HIV
- Pregnant women living with HIV who received ARVs for PMTCT

Source: Global AIDS Monitoring 2018 and UNAIDS 2018 Estimates



KEY POPULATIONS

	MEN WHO HAVE SEX WITH MEN	PEOPLE WHO INJECT DRUGS	FEMALE SEX WORKERS	TRANSGENDER PEOPLE
SIZE ESTIMATES:	531,500	10,000-21,700	66,000	122,800
BEHAVIOUR AND RESPONSE:				
Condom use at last sex (%)	50	15	73	37
Safe injection practice (%)		64		
HIV testing coverage (%)	16	27	24	15

Source: Global AIDS Response Progress Reporting and Global AIDS Monitoring 2018

STIGMA INDEX

Percent of PLHIV respondents who avoided going to a local clinic when needed because of HIV status **n/a**

PUNITIVE LAWS

Criminalization of same-sex sexual activities	Compulsory detention centres for people who use drugs	Criminalization of sex work	Criminalization of HIV transmission or exposure	HIV related restrictions on entry, stay and residence
NO	YES	YES	NO	NO