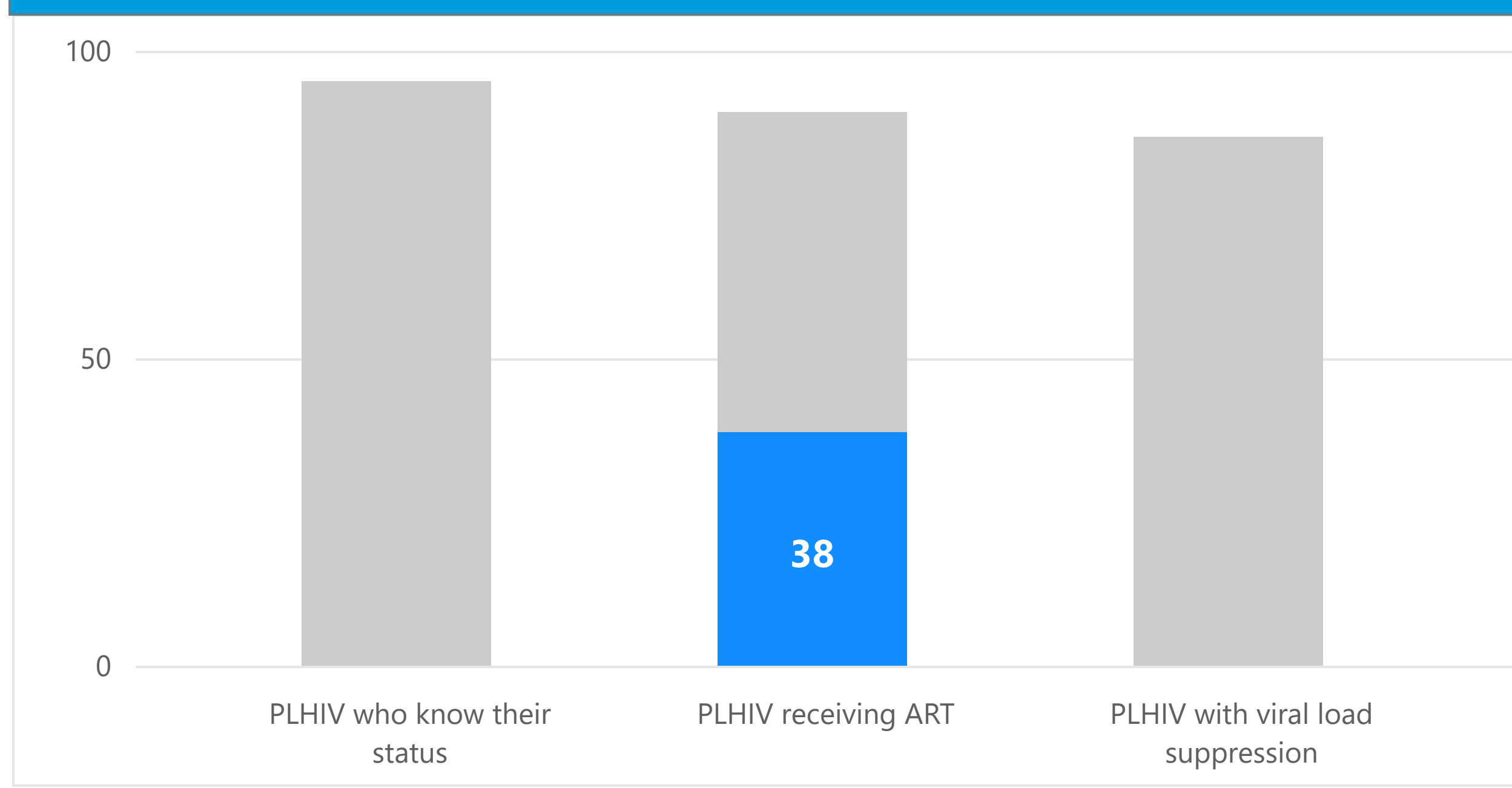


Mongolia

Demographic and socioeconomic data

Total Population (2021)	GNI per capita, PPP (2021)
3.348 million	11 090 US\$
Maternal mortality per 100 000 live births (2017)	Health expenditure, total (% of GDP) (2019)
45	4%
Life expectancy at birth (2021)	Health expenditure per capita (2019)
39.6 years	163 US\$
Total fertility rate (births per woman) (2021)	Human Development Index Value (2019)
2.8	0.737

Progress towards 95-95-95 targets by 2025 (2021)



By 2025:
 - 95 percent of people living with HIV know their status
 - 95 percent of people living with HIV who know their status are receiving treatment
 - 95 percent of people on treatment have suppressed viral loads
 This results in 90% of all HIV positive people on treatment and 86% of all HIV positive people achieving viral suppression.

Estimated % of pregnant women living with HIV who received ARVs for PMTCT (2021)



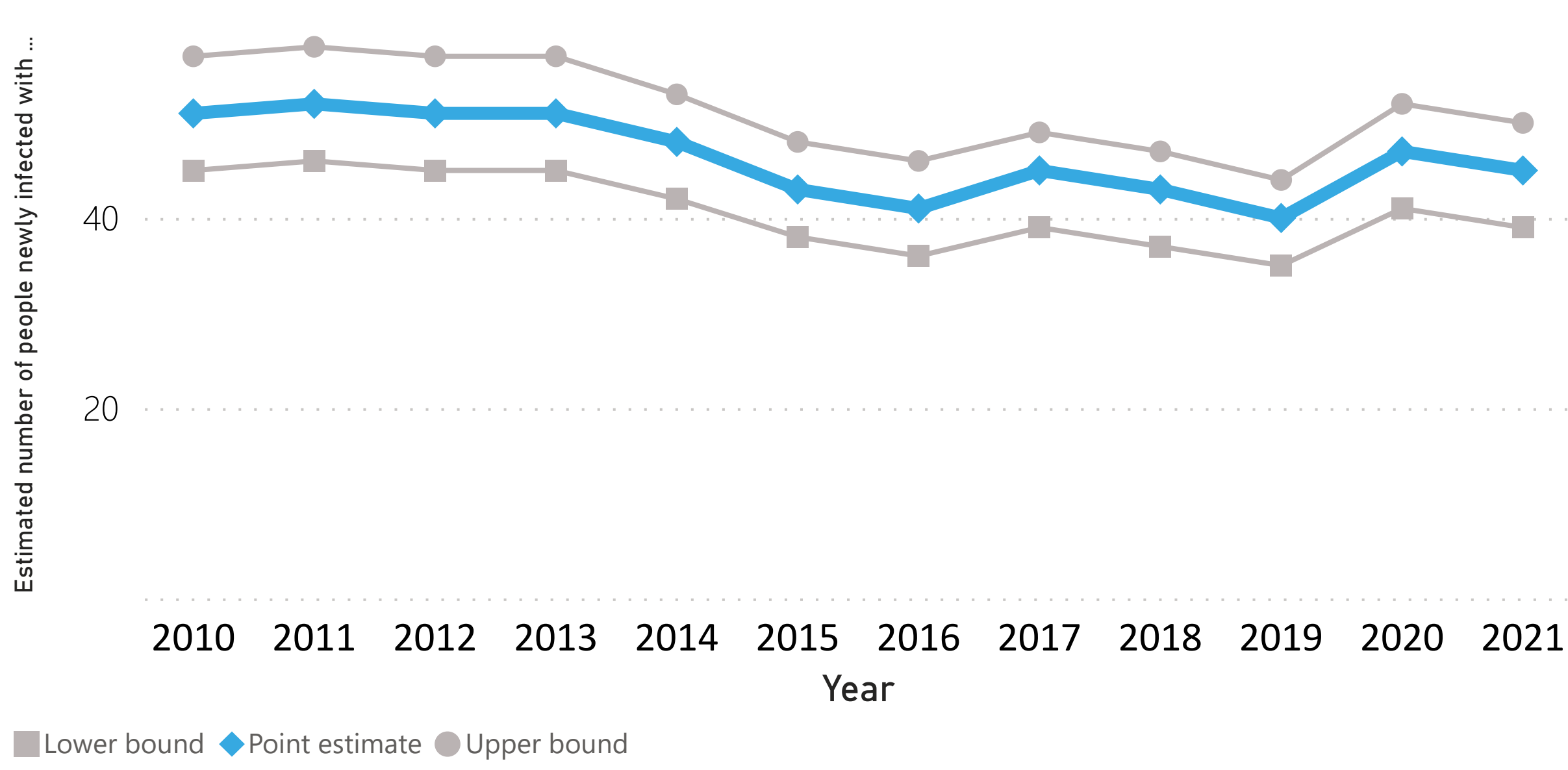
Estimated ART coverage children and adults (2021)



Health sector cascade (2021)

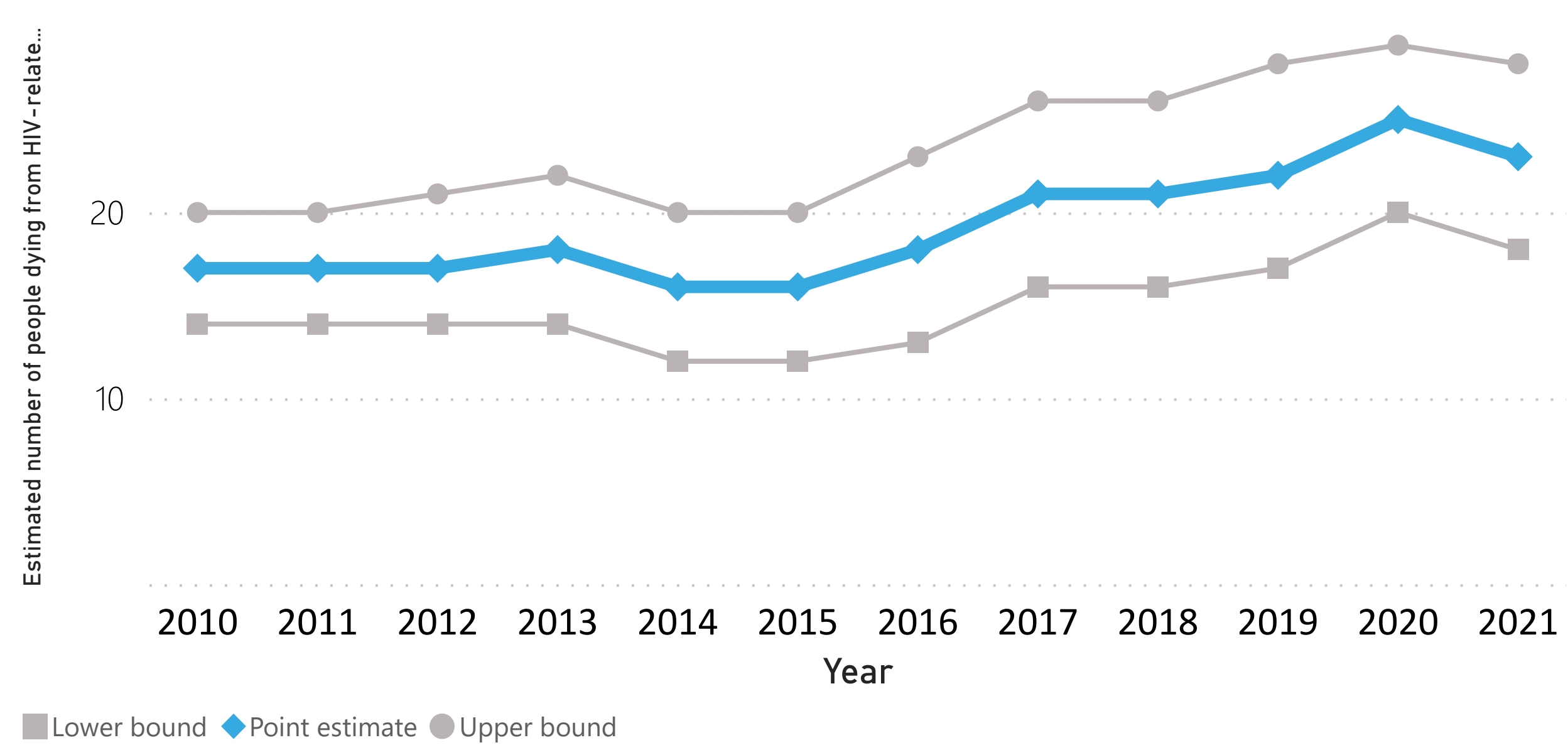
Indicator	Value	Percent of 95-95-95
People living with HIV who know their status	N/A	N/A
People living with HIV receiving ART	238	38%
People living with HIV with viral load suppression	N/A	N/A

Estimated number of people newly infected with HIV



Trend since 2010 (-11%)

Estimated number of people dying from HIV-related causes



Trend since 2010 (489%)

Epidemiological HIV data (2021)

Indicator	Value
Estimated number of women (15+) living with HIV	< 200
Estimated number of people newly infected with HIV	< 100
Estimated number of people living with HIV	630
Estimated number of people dying from HIV-related causes	< 100
Estimated number of children aged 0 to 14 living with HIV	N/A
Estimated incidence rate per 1000 uninfected population	0.01
Estimated adult (15-49) prevalence	< 0.1%

Elimination of mother-to-child transmission (EMTCT) of HIV & syphilis

Indicator	Value	Year
Reported number of pregnant women living with HIV who received antiretrovirals for PMTCT	4	2021
Final transmission rate including breastfeeding period ³ (%)	N/A	N/A
Estimated percentage of pregnant women living with HIV who received antiretrovirals for PMTCT ² (%)	N/A	N/A
Antenatal care coverage - at least one visit (%)	99.1%	2018
Antenatal care coverage - at least four visits (%)	88.5%	2018
Antenatal care attendees who were tested for syphilis (%)	98.8%	2019
Antenatal care attendees who tested positive for syphilis and who received benzathine penicillin IM (%)	100%	2019
Antenatal care attendees who tested positive for syphilis (%)	2%	2019
% of pregnant women with known HIV status	87.1%	2021
% of infants born to women living with HIV receiving a virological test within two months of birth (EID) ¹ (%)	N/A	N/A

Tracing indicators for elimination of mother-to-child transmission. A color scheme (green, orange, red) is used to indicate if the country is on target to meet 2020 targets: ¹90% ²95% ³Less than 5

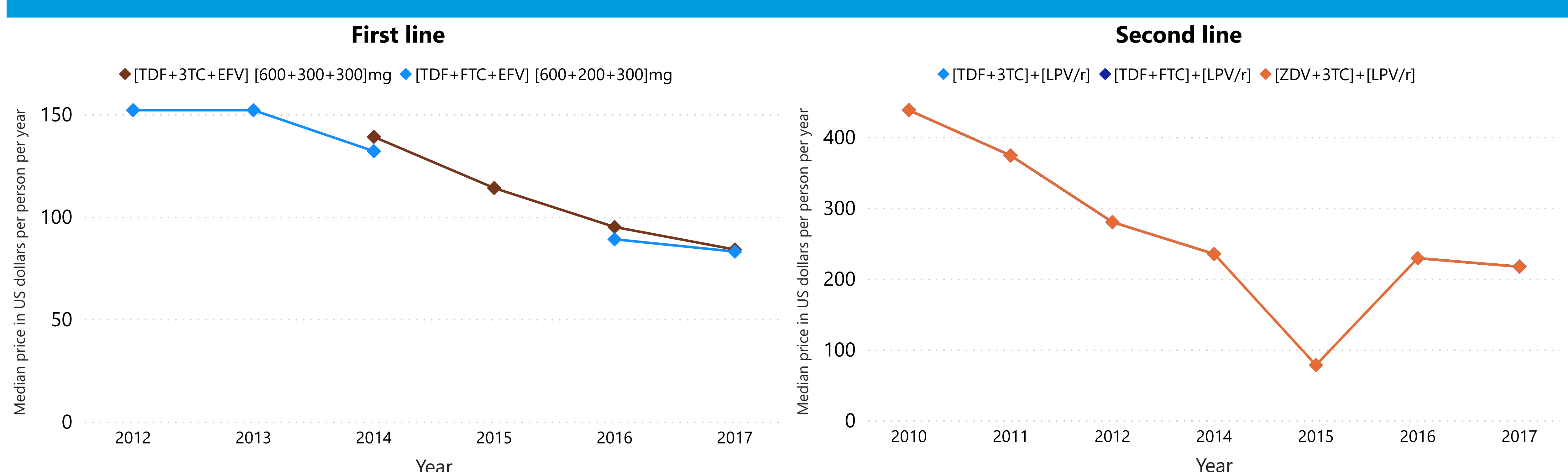
Antiretroviral therapy (ART) (2021)

Estimated ART coverage	38%
Estimated ART coverage (adults 15+)	38%
Estimated ART coverage (children, 0-14) ¹	N/A
Reported number of children receiving ART	
Reported number of people living with HIV receiving ART	238
Reported number of people living with HIV receiving ART (adults 15+)	238

Key populations (2021)

HIV prevalence among men who have sex with men (%)	7.7%
HIV prevalence among people who inject drugs (%)	N/A
HIV prevalence among sex workers (%)	N/A
Needles distributed per person who inject drugs per year	N/A
Percentage condom use among sex workers with most recent client	89.4%
Percentage of people who inject drugs receiving OST	N/A

Median annual price of ARV drug regimens for adults



National HIV policies and plans (2022)

Indicator	Value
Implementation of national policy on HIV self-testing (HIVST)	HIVST policy and pilots ●
Treatment initiation threshold among adults and adolescents	Treat all regardless of CD4 count ●
Implementation of treat all policy among adults and adolescents	Implemented countrywide (>95% of treatment sites) ●
Implementation of lifelong ART for pregnant & breastfeeding women	Implemented ●
Treatment initiation threshold among children	Treat all, regardless of age ●
Adoption of WHO 2017 recommendation on rapid initiation of ART	Not adopted ●
National policy supporting community delivery of ART	No policy ●
Adoption of WHO recommendation to offer package of interventions for patients with advanced HIV disease	Fully adopted ●
Policy on the frequency of clinic visits for adults who are doing well on antiretroviral therapy	Every 6 months for adults who are doing well on ART ●
Policy on how frequently adults who are doing well on antiretroviral therapy should pick-up antiretroviral medicine (MMD)	Every 6 months for adults who are doing well on ART ●
Dolutegravir (DTG) as part of 1st line ARVs for adults and adolescents	DTG introduced in national guidelines and procurement initiated ●
Implementation of national policy on viral load monitoring	Implemented countrywide (>95% of treatment sites) ●
Availability of point-of-care viral load testing	Not available ●
National M&E plan or strategy for HIV	Integrated HIV monitoring and evaluation strategy or plan ●

Sources: Global AIDS Monitoring UNAIDS/WHO/UNICEF (2022), Global Health Expenditure Database WHO (2022), Global Health Observatory WHO (2022), Global Price Reporting Mechanism WHO (2022), Population Division of the Department of Economic and Social Affairs of the United Nations Secretariat (2022), UNICEF Data (2022), United Nations Development Programme (2022), Spectrum estimates UNAIDS/WHO (2022), World Bank (2022)

Definition of acronyms : PLHIV = People living with HIV , HIV = Human Immunodeficiency Virus , AIDS = Acquired Immunodeficiency Syndrome , ART = Antiretroviral Therapy, ARVs = Antiretrovirals , PMTCT = Prevention of Mother-to-Child Transmission , EID = Early Infant Diagnosis , OST = Opioid Substitution Therapy, MMD = Multi-month Dispensing