



Tuberculosis Country Profile 2021 Malaysia

Source: Global tuberculosis report 2021. Geneva: World Health Organization

Disclaimer: Tuberculosis country profiles are generated automatically based on data reported by countries and which are held in WHO's global TB database.

Tuberculosis profile: Malaysia

Population 2020: 32 million

Estimates of TB burden*, 2020

	Number	(Rate per 100 000 population)
Total TB incidence	30 000 (25 000-35 000)	92 (78-108)
HIV-positive TB incidence	1 700 (1 400-2 000)	5.2 (4.4-6.1)
HIV-negative TB mortality	1 600 (910-2 400)	4.8 (2.8-7.4)
HIV-positive TB mortality	420 (320-540)	1.3 (0.98-1.7)

Universal health coverage and social protection*

TB treatment coverage (notified/estimated incidence), 2020	77% (66-91)
TB patients facing catastrophic total costs	
TB case fatality ratio (estimated mortality/estimated incidence), 2020	7% (4-10)

TB case notifications, 2020

Total new and relapse	22 973
- % tested with rapid diagnostics at time of diagnosis	
- % with known HIV status	83%
- % pulmonary	84%
- % bacteriologically confirmed [^]	73%
- % children aged 0-14 years	3%
- % women (aged ≥15 years)	35%
- % men (aged ≥15 years)	62%
Total cases notified	23 644

TB/HIV care in new and relapse TB patients, 2020

	Number	(%)
Patients with known HIV status who are HIV-positive	1 075	5.6%
- on antiretroviral therapy	328	31%

Drug-resistant TB care**, 2020

% of bacteriologically confirmed TB cases tested for rifampicin resistance - New cases [^]	78%
% of bacteriologically confirmed TB cases tested for rifampicin resistance - Previously treated cases [^]	94%
Laboratory-confirmed cases - MDR/RR-TB ^{^^}	221
Patients started on treatment - MDR/RR-TB ^{^^^}	123
Laboratory-confirmed cases - pre-XDR-TB or XDR-TB ^{^^}	12
Patients started on treatment - pre-XDR-TB or XDR-TB ^{^^^}	11
MDR/RR-TB cases tested for resistance to any fluoroquinolone	174

Treatment success rate and cohort size

	Success	Cohort
New and relapse cases registered in 2019	80%	25 144
Previously treated cases, excluding relapse, registered in 2019	47%	753
HIV-positive TB cases registered in 2019	57%	1 265
MDR/RR-TB cases started on second-line treatment in 2018	64%	137
XDR-TB cases started on second-line treatment in 2018	0%	1

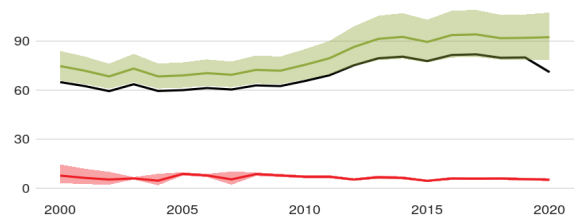
TB preventive treatment, 2020

% of HIV-positive people (newly enrolled in care) on preventive treatment	
% of children (aged < 5 years) household contacts of bacteriologically-confirmed TB cases on preventive treatment	100% (96-100)

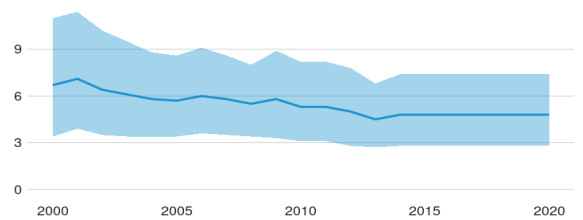
TB financing

National TB budget, 2021 (US\$ millions)	17
- Funding source, domestic	100%
- Funding source, international	
- unfunded	0%

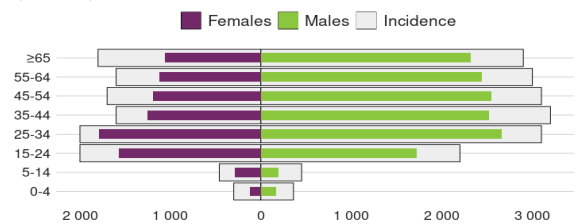
Incidence, New and relapse TB cases notified, HIV-positive TB incidence (Rate per 100 000 population per year)



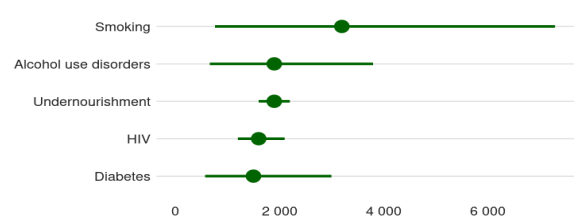
HIV-negative TB mortality (Rate per 100 000 population per year)



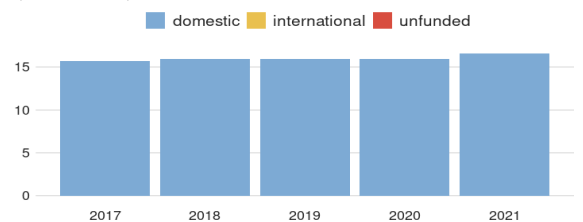
Incidence, Notified cases by age group and sex, 2020 (Number)



Cases attributable to five risk factors, 2020 (Number)



Total budget (US\$ millions)



* Estimates of TB burden are produced by WHO in consultation with countries. Ranges represent uncertainty intervals.
 ** RR is TB resistant to rifampicin (R); MDR is TB resistant to R + isoniazid; pre-XDR is TB resistant to R + any fluoroquinolone
 ^ Calculated for pulmonary cases only
 ^^ Includes cases with unknown previous TB treatment history
 ^^ Includes patients diagnosed before 2020 and patients who were not laboratory-confirmed