

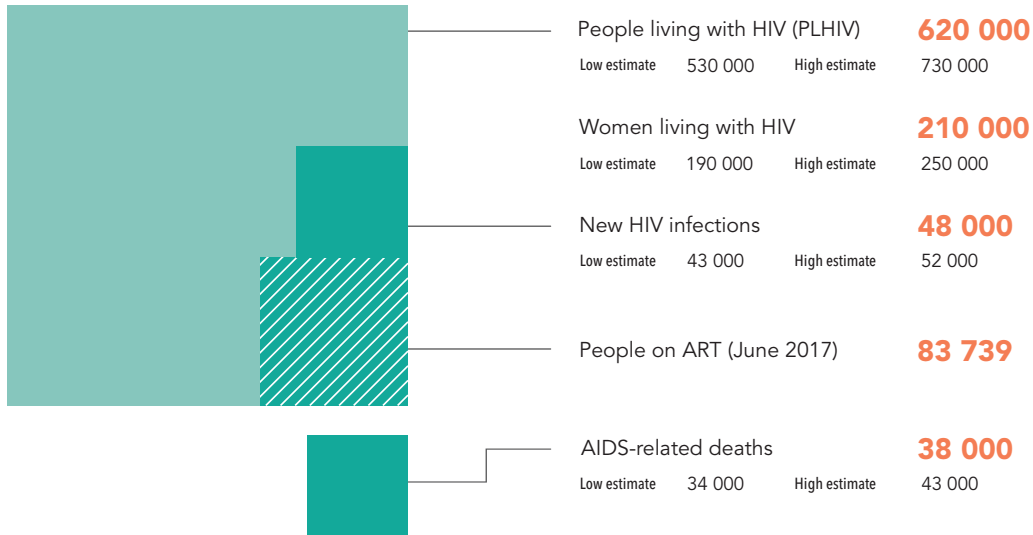
2017

INDONESIA

COUNTRY SNAPSHOT

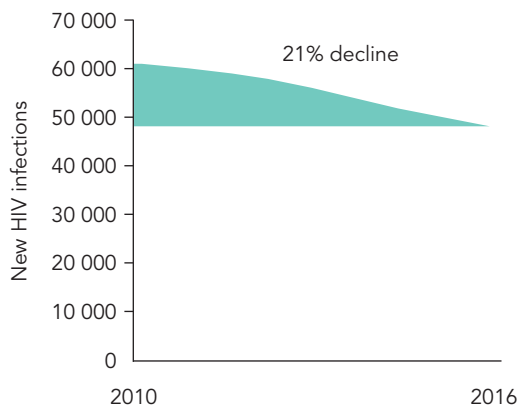


Indonesia



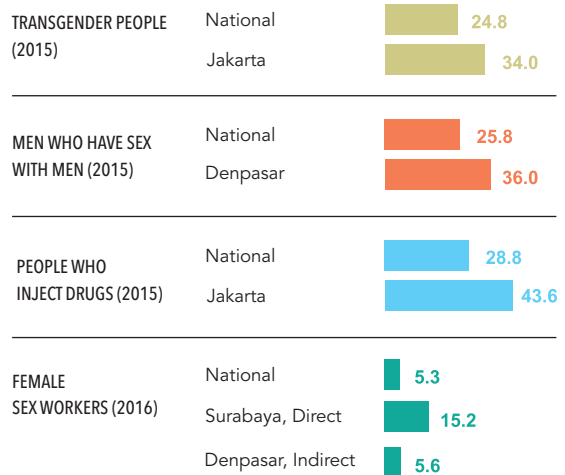
Source: Global AIDS Monitoring 2017 and UNAIDS 2017 HIV estimates

New HIV infections trend



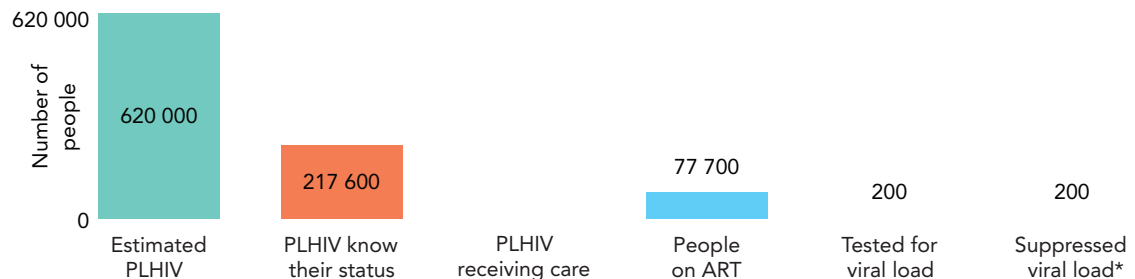
Sources: UNAIDS 2017 HIV estimates

HIV prevalence (%)



Sources: Serological surveys and Global AIDS Response Progress Reporting

Treatment cascade, 2016

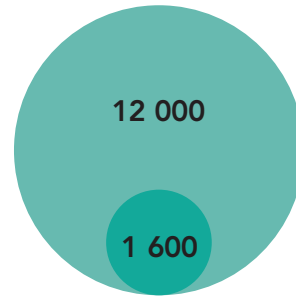


* Number of people on ART who received a viral load test in the past year and have VL of <1000 copies/ml

Source: Global AIDS Monitoring 2017 and UNAIDS 2017 HIV estimates

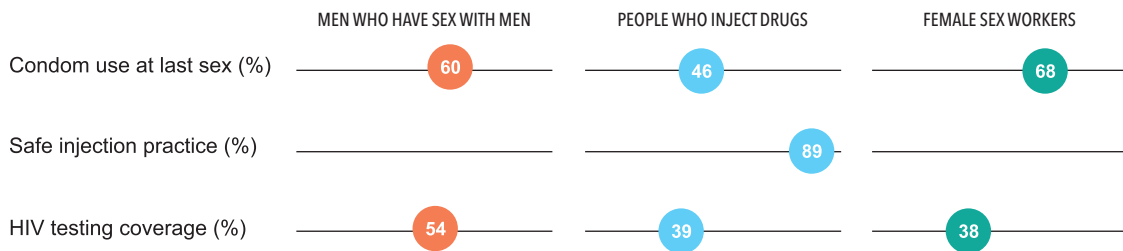
Prevention of mother-to-child transmission (PMTCT), 2016

- Estimated number of pregnant women living with HIV
- Pregnant women who received ARVs for PMTCT



Source: Global AIDS Monitoring 2017 and UNAIDS 2017 HIV estimates

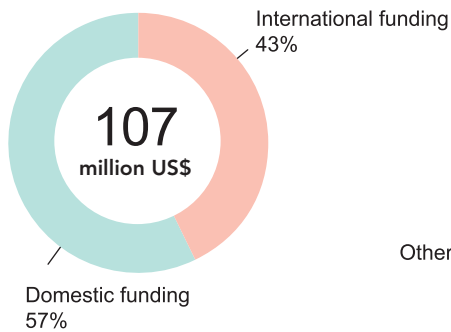
Behaviour and response



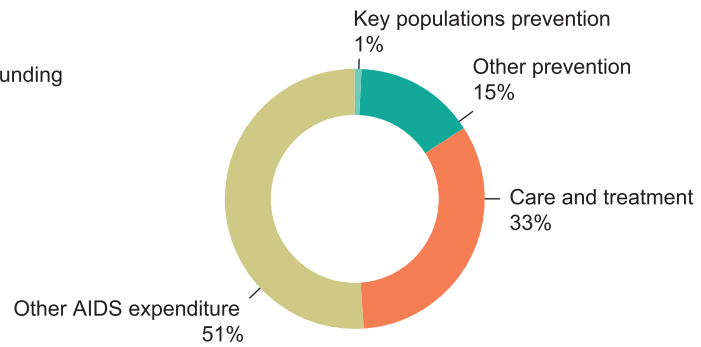
Source: Global AIDS Response Progress Reporting 2016

AIDS financing, 2014

AIDS spending by financing source



AIDS spending by service category



Source: Global AIDS Response Progress Reporting

Stigma Index

Percent of PLHIV respondents who avoided going to a local clinic when needed because of HIV status

n.a.

Punitive laws

Criminalization of same-sex sexual activities

NO, BUT EXCEPTIONS APPLY

Compulsory detention centres for people who use drugs

YES

Criminalization of sex work

NO, BUT EXCEPTIONS APPLY

Criminalization of HIV transmission or exposure

NO

HIV-related restrictions on entry, stay and residence

NO