



# Department of AIDS Control

## Ministry of Health and Family Welfare

### Government of India



• डॉक्टर द्वारा यौन संक्रमण का मुफ्त एवं गोपनीय इलाज



# STATE FACT SHEETS

March 2014



India's voice against AIDS  
Department of AIDS Control  
Ministry of Health & Family Welfare, Government of India  
[www.naco.gov.in](http://www.naco.gov.in)





**Department of AIDS Control**  
**Ministry of Health and Family Welfare**  
**Government of India**

**STATE FACT SHEETS**

**March 2014**



---

India's voice against AIDS  
Department of AIDS Control  
Ministry of Health & Family Welfare, Government of India  
[www.naco.gov.in](http://www.naco.gov.in)



# Contents

|                           |    |
|---------------------------|----|
| Acronyms                  | 6  |
| Introduction              | 7  |
| India                     | 9  |
| Andaman & Nicobar Islands | 10 |
| Andhra Pradesh            | 11 |
| Arunachal Pradesh         | 12 |
| Assam                     | 13 |
| Bihar                     | 14 |
| Chandigarh                | 15 |
| Chhatisgarh               | 16 |
| Dadra & Nagar Haveli      | 17 |
| Daman & Diu               | 18 |
| Delhi                     | 19 |
| Goa                       | 20 |
| Gujarat                   | 21 |
| Haryana                   | 22 |
| Himachal Pradesh          | 23 |
| Jammu & Kashmir           | 24 |
| Jharkhand                 | 25 |
| Karnataka                 | 26 |
| Kerala                    | 27 |
| Madhya Pradesh            | 28 |
| Maharashtra               | 29 |
| Manipur                   | 30 |
| Meghalaya                 | 31 |
| Mizoram                   | 32 |
| Nagaland                  | 33 |
| Odisha                    | 34 |
| Puducherry                | 35 |
| Punjab                    | 36 |
| Rajasthan                 | 37 |
| Sikkim                    | 38 |
| Tamil Nadu                | 39 |
| Tripura                   | 40 |
| Uttar Pradesh             | 41 |
| Uttarakhand               | 42 |
| West Bengal               | 43 |
| Notes and Glossary        | 45 |

## Acronyms

|      |   |
|------|---|
| AEP  | Adolescent Education Programme                |
| AIDS | Acquired Immuno-deficiency Syndrome           |
| ANC  | Antenatal Clinic                              |
| ART  | Anti-Retroviral Treatment                     |
| BPL  | Below Poverty Line                            |
| CSC  | Community Support Centre                      |
| CD4  | Cluster of Differentiation 4                  |
| CLHA | Children Living with HIV/AIDS                 |
| DLN  | District Level Network of HIV Positive People |
| FSW  | Female Sex Workers                            |
| HIV  | Human Immunodeficiency Virus                  |
| HRG  | High Risk Groups                              |
| ICDS | Integrated Child Development Scheme           |
| ICTC | Integrated Counseling and Testing Centre      |
| IDU  | Injecting Drug Users                          |
| MSM  | Men who have Sex with Men                     |
| NACO | National AIDS Control Organisation            |
| NACP | National AIDS Control Programme               |
| NRHM | National Rural Health Mission                 |
| NRL  | National Reference Laboratory                 |
| PLHA | People Living with HIV/AIDS                   |
| RCH  | Reproductive & Child Health                   |
| RTI  | Reproductive Tract Infections                 |
| SLN  | State Level Network of HIV Positive Persons   |
| SRL  | State Reference Laboratory                    |
| STI  | Sexually Transmitted Infections               |
| TI   | Targeted Intervention                         |
| VBD  | Voluntary Blood Donation                      |

## Introduction

Over the period 2012-2017, NACP IV aims to accelerate the process of reversal, further strengthening the epidemic response in India through a cautious and well-defined integration process. The main objectives of NACP-IV are to reduce new infections and provide comprehensive care and support to all PLHIV and treatment services to all those who require it. Formulating each of them is a rigorous process of undertaking research, reviewing evidence, consolidating field observations and programme experiences, conducting detailed discussions and deliberations, piloting and periodic evaluations.

Strengthening the nationwide Strategic Information Management System is one of the five key strategies of NACP-IV. Having a strong Strategic Information is a high priority agenda under the programme, towards building up an effective response to HIV epidemic in the country. Strategic Information Management assists programme in tracking the epidemic, scale, reach and effectiveness of the response. It generates and manages crucial information on the level and spread of HIV and risk behaviours, implementation of interventions, reach of service delivery and access to beneficiaries. It also helps assess how well National AIDS Control Organisation (NACO), State AIDS Control Societies and all partner organizations are fulfilling their commitment to meet the agreed objectives.

Strategic Information Unit promote data use for advocacy, policy making, programme planning, implementation and review at national, state, and district levels. As a part of NACO's endeavour to disseminate programme information and promote data use by different stakeholders, this document titled 'State Fact Sheets March 2014' has been developed. It consolidates the information on epidemic scenario and programme response at state level into a one page factsheet on each state, for easy and quick reference. The HIV estimates mentioned in the document are the latest available estimates on HIV epidemic, with reference year 2011. Programme statistics refer to the status as on 31st March 2014 and summarise achievements during 2013-14. A note and glossary is added at the end that gives brief description of different services provided under NACP-IV and mentioned in the Fact Sheets.





# India

| Epidemic Scenario (2011) - Estimated | Total     | Male      | Female   |
|--------------------------------------|-----------|-----------|----------|
| Adult HIV Prevalence (%)             | 0.27      | 0.32      | 0.22     |
| No. of PLHA                          | 20,88,638 | 12,72,663 | 8,15,975 |
| No. of CLHA                          | 1,45,446  |           |          |
| No. of New Infections                | 1,16,459  |           |          |
| No. of AIDS related deaths           | 1,47,729  |           |          |

| Information Education Communication |        |
|-------------------------------------|--------|
| No. of Red Ribbon Clubs             | 3,134  |
| No. of School with AEP              | 18,676 |
| No. of PLHA Networks (DLN & SLN)    | 404    |

| STI/RTI Services                       |           |
|--|-----------|
| No. of STI Clinics                     | 1,115     |
| No. of STI Episodes Treated in 2013-14 | 67,68,225 |

| Condom Promotion                               |              |
|--|--------------|
| No. of Condom Outlets under CMSP-V             | 8,17,616     |
| No. of Condoms sold                            | 56,45,616    |
| No. of free condoms distributed (NACO to SACS) | 33,30,08,757 |

| Blood Safety                            |           |
|---|-----------|
| No. of Blood Banks                      | 1,137     |
| No. of Blood Units Collected in 2013-14 | 57,61,635 |
| % of Units collected by VBD in 2013-14  | 84        |

| Link Worker Scheme                              |           |
|---|-----------|
| No. of Districts                                | 162       |
| No. of HRG Covered in 2013-14                   | 1,79,393  |
| No. of Vulnerable Population Covered in 2013-14 | 41,11,795 |

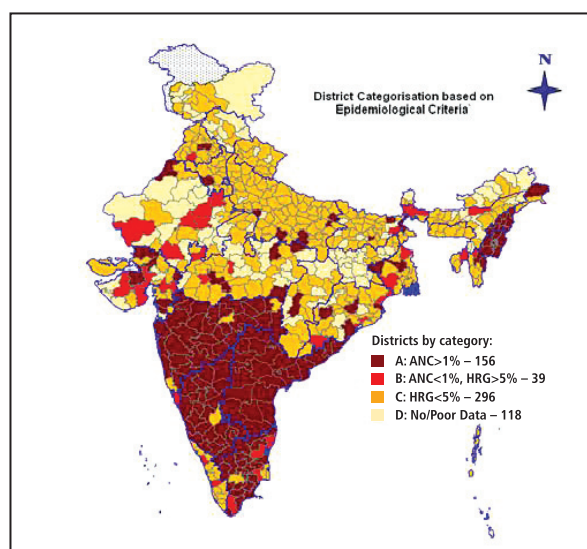
| Targeted Interventions                     | No. of TIs | No. Covered in 2013-14 |
|--|------------|------------------------|
| Female Sex Worker (FSW)                    | 533        | 6,35,286               |
| Men who Have Sex with Men (MSM)            | 164        | 2,40,780               |
| Injecting Drug User (IDU)                  | 292        | 1,15,645               |
| Trans-gender                               | 32         | 13,955                 |
| Single Male Migrants                       | 292        | 18,56,365              |
| Long Distance Truckers                     | 97         | 282,804                |
| Total (Including Core Composite Sites-479) | 1,889      |                        |

| Counseling & Testing Services                           | No. Tested | No. HIV Positive |
|---|------------|------------------|
| Total in 2013-14  | 22,782,728 | 240,234          |
| Pregnant Women in 2013-14                               | 9,752,124  | 12,008           |
| No. of Mother-Baby Pairs Received Nevirapine in 2013-14 | 10,085     |                  |
| Total no. of ICTC                                       | 15,606     |                  |
| No. of Stand Alone ICTC                                 | 4,818      |                  |
| No. of F-ICTC   | 8,811      |                  |
| No. of PPP model ICTC                                   | 1,977      |                  |

| Laboratory Services | No. of NRL | No. of SRL | No. of CD4 Machines |
|---------------------|------------|------------|---------------------|
|                     | 13         | 117        | 254                 |

| Care, Support & Treatment                      |          |                         |           |
|--|----------|-------------------------|-----------|
| No. of ART Centres                             | 425      | No. of Link ART Centres | 870       |
| No. of CSCs                                    | 225      | No. of PLHA Regd        | 17,58,748 |
| Total No. of PLHA on 1st line ART (Cumulative) | 7,26,824 |                         |           |

| Finance                 | Allocation | Release | Expenditure |
|-------------------------|------------|---------|-------------|
| Amount (In Lakh Rupees) | 1,12,455   | 69,016  | 86,031      |



# ANDAMAN & NICOBAR ISLANDS

| Epidemic Scenario (2011) - Estimated | Total | Male | Female |
|--------------------------------------|-------|------|--------|
| Adult HIV Prevalence (%)             | 0.08  | 0.09 | 0.06   |
| No. of PLHA                          | 196   | 124  | 72     |
| No. of CLHA                          | 14    |      |        |
| No. of New Infections                | 12    |      |        |
| No. of AIDS related deaths           | 22    |      |        |

| Information Education Communication |    |
|-------------------------------------|----|
| No. of Red Ribbon Clubs             | 7  |
| No. of School with AEP              | 56 |
| No. of PLHA Networks (DLN & SLN)    | 0  |

| STI/RTI Services                       |       |
|--|-------|
| No. of STI Clinics                     | 1     |
| No. of STI Episodes Treated in 2013-14 | 4,782 |

| Condom Promotion                               |        |
|--|--------|
| No. of Condom Outlets under CMSP-V             | 0      |
| No. of Condoms sold                            | 0      |
| No. of free condoms distributed (NACO to SACS) | 49,706 |

| Blood Safety                            |       |
|---|-------|
| No. of Blood Banks                      | 1     |
| No. of Blood Units Collected in 2013-14 | 4,058 |
| % of Units collected by VBD in 2013-14  | 35    |

| Link Worker Scheme                              |    |
|---|----|
| No. of Districts                                | NA |
| No. of HRG Covered in 2013-14                   | NA |
| No. of Vulnerable Population Covered in 2013-14 | NA |

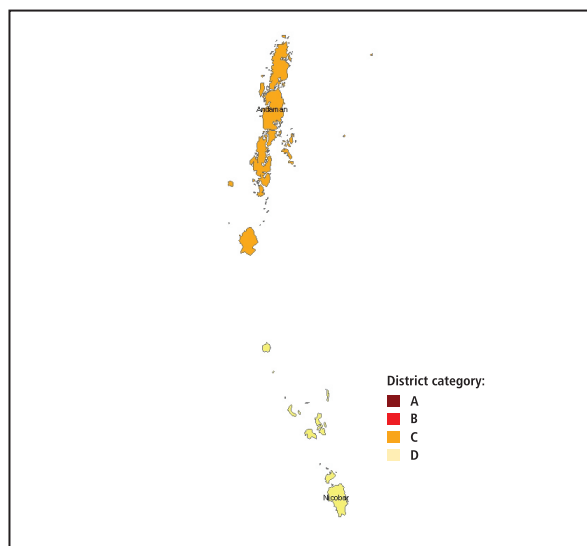
| Targeted Interventions                   | No. of TIs | No. Covered in 2013-14 |
|--|------------|------------------------|
| Female Sex Worker (FSW)                  | 0          | 0                      |
| Men who Have Sex with Men (MSM)          | 0          | 0                      |
| Injecting Drug User (IDU)                | 0          | 0                      |
| Trans-gender                             | 0          | 0                      |
| Single Male Migrants                     | 0          | 0                      |
| Long Distance Truckers                   | 0          | 0                      |
| Total (Including Core Composite Sites-0) | 0          |                        |

| Counseling & Testing Services                           | No. Tested | No. HIV Positive |
|---|------------|------------------|
| Total in 2013-14  | 18,818     | 29               |
| Pregnant Women in 2013-14                               | 4,955      | 4                |
| No. of Mother-Baby Pairs Received Nevirapine in 2013-14 | 2          |                  |
| Total no. of ICTC                                       | 23         |                  |
| No. of Stand Alone ICTC                                 | 13         |                  |
| No. of F-ICTC   | 10         |                  |
| No. of PPP model ICTC                                   | 0          |                  |

| Laboratory Services | No. of NRL | No. of SRL | No. of CD4 Machines |
|---------------------|------------|------------|---------------------|
|                     | 0          | 1          | 0                   |

| Care, Support & Treatment                      |   |                         |   |
|--|---|-------------------------|---|
| No. of ART Centres                             | 0 | No. of Link ART Centres | 1 |
| No. of CSCs                                    | 0 | No. of PLHA Regd        | 0 |
| Total No. of PLHA on 1st line ART (Cumulative) | 0 |                         |   |

| Finance                 | Allocation | Release | Expenditure |
|-------------------------|------------|---------|-------------|
| Amount (In Lakh Rupees) | 192        | 135     | 151         |



# ANDHRA PRADESH

| Epidemic Scenario (2011) - Estimated | Total    | Male     | Female   |
|--------------------------------------|----------|----------|----------|
| Adult HIV Prevalence (%)             | 0.75     | 0.89     | 0.62     |
| No. of PLHA                          | 4,19,178 | 2,48,469 | 1,70,709 |
| No. of CLHA                          | 27,499   |          |          |
| No. of New Infections                | 16,603   |          |          |
| No. of AIDS related deaths           | 31,346   |          |          |

| Information Education Communication |        |
|-------------------------------------|--------|
| No. of Red Ribbon Clubs             | 100    |
| No. of School with AEP              | 10,764 |
| No. of PLHA Networks (DLN & SLN)    | 24     |

| STI/RTI Services                       |           |
|--|-----------|
| No. of STI Clinics                     | 105       |
| No. of STI Episodes Treated in 2013-14 | 12,84,489 |

| Condom Promotion                               |             |
|--|-------------|
| No. of Condom Outlets under CMSP-V             | 50,186      |
| No. of Condoms sold                            | 2,66,74,376 |
| No. of free condoms distributed (NACO to SACS) | 6,45,60,000 |

| Blood Safety                            |          |
|---|----------|
| No. of Blood Banks                      | 112      |
| No. of Blood Units Collected in 2013-14 | 4,04,693 |
| % of Units collected by VBD in 2013-14  | 85       |

| Link Worker Scheme                              |          |
|---|----------|
| No. of Districts                                | 19       |
| No. of HRG Covered in 2013-14                   | 49,176   |
| No. of Vulnerable Population Covered in 2013-14 | 4,56,102 |

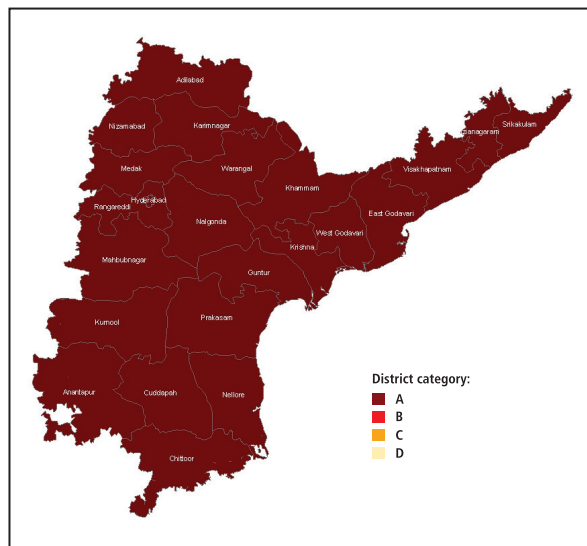
| Targeted Interventions                     | No. of TIs | No. Covered in 2013-14 |
|--|------------|------------------------|
| Female Sex Worker (FSW)                    | 37         | 1,42,426               |
| Men who Have Sex with Men (MSM)            | 0          | 33,077                 |
| Injecting Drug User (IDU)                  | 6          | 2,106                  |
| Trans-gender                               | 0          | 0                      |
| Single Male Migrants                       | 18         | 2,13,984               |
| Long Distance Truckers                     | 5          | 25,821                 |
| Total (Including Core Composite Sites-104) | 170        |                        |

| Counseling & Testing Services                           | No. Tested | No. HIV Positive |
|---|------------|------------------|
| Total in 2013-14  | 26,64,755  | 56,730           |
| Pregnant Women in 2013-14                               | 10,93,870  | 2,388            |
| No. of Mother-Baby Pairs Received Nevirapine in 2013-14 | 1,905      |                  |
| Total no. of ICTC                                       | 2,294      |                  |
| No. of Stand Alone ICTC                                 | 405        |                  |
| No. of F-ICTC   | 1,624      |                  |
| No. of PPP model ICTC                                   | 265        |                  |

| Laboratory Services | No. of NRL | No. of SRL | No. of CD4 Machines |
|---------------------|------------|------------|---------------------|
|                     | 1          | 10         | 37                  |

| Care, Support & Treatment                      |          |                         |          |
|--|----------|-------------------------|----------|
| No. of ART Centres                             | 51       | No. of Link ART Centres | 101      |
| No. of CSCs                                    | 26       | No. of PLHA Regd        | 4,35,795 |
| Total No. of PLHA on 1st line ART (Cumulative) | 1,60,303 |                         |          |

| Finance                 | Allocation | Release | Expenditure |
|-------------------------|------------|---------|-------------|
| Amount (In Lakh Rupees) | 11,708     | 7,500   | 10,613      |



# ARUNACHAL PRADESH

| Epidemic Scenario (2011) - Estimated | Total | Male | Female |
|--------------------------------------|-------|------|--------|
| Adult HIV Prevalence (%)             | 0.13  | 0.16 | 0.10   |
| No. of PLHA                          | 1,157 | 723  | 434    |
| No. of CLHA                          | 30    |      |        |
| No. of New Infections                | 257   |      |        |
| No. of AIDS related deaths           | 42    |      |        |

| Information Education Communication |    |
|-------------------------------------|----|
| No. of Red Ribbon Clubs             | 25 |
| No. of School with AEP              | 50 |
| No. of PLHA Networks (DLN & SLN)    | 0  |

| STI/RTI Services                       |        |
|--|--------|
| No. of STI Clinics                     | 17     |
| No. of STI Episodes Treated in 2013-14 | 14,280 |

| Condom Promotion                               |          |
|--|----------|
| No. of Condom Outlets under CMSP-V             | 0        |
| No. of Condoms sold                            | 0        |
| No. of free condoms distributed (NACO to SACS) | 6,78,000 |

| Blood Safety                            |       |
|---|-------|
| No. of Blood Banks                      | 8     |
| No. of Blood Units Collected in 2013-14 | 5,195 |
| % of Units collected by VBD in 2013-14  | 100   |

| Link Worker Scheme                              |    |
|---|----|
| No. of Districts                                | NA |
| No. of HRG Covered in 2013-14                   | NA |
| No. of Vulnerable Population Covered in 2013-14 | NA |


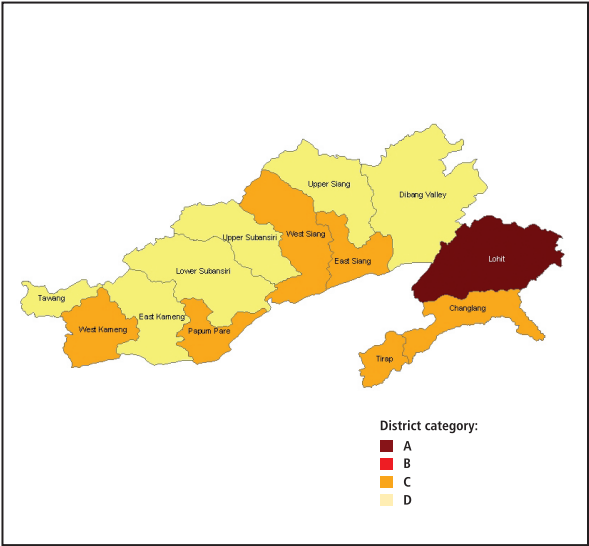
| Targeted Interventions                   | No. of TIs | No. Covered in 2013-14 |
|--|------------|------------------------|
| Female Sex Worker (FSW)                  | 4          | 2,137                  |
| Men who Have Sex with Men (MSM)          | 1          | 23                     |
| Injecting Drug User (IDU)                | 3          | 905                    |
| Trans-gender                             | 0          | 0                      |
| Single Male Migrants                     | 6          | 503                    |
| Long Distance Truckers                   | 0          | 0                      |
| Total (Including Core Composite Sites-9) | 23         |                        |

| Counseling & Testing Services                           | No. Tested | No. HIV Positive |
|---|------------|------------------|
| Total in 2013-14  | 21,113     | 4                |
| Pregnant Women in 2013-14                               | 6,990      | 1                |
| No. of Mother-Baby Pairs Received Nevirapine in 2013-14 | 0          |                  |
| Total no. of ICTC                                       | 48         |                  |
| No. of Stand Alone ICTC                                 | 37         |                  |
| No. of F-ICTC   | 11         |                  |
| No. of PPP model ICTC                                   | 0          |                  |

| Laboratory Services | No. of NRL | No. of SRL | No. of CD4 Machines |
|---------------------|------------|------------|---------------------|
|                     | 0          | 1          | 1                   |

| Care, Support & Treatment                      |    |                         |     |
|--|----|-------------------------|-----|
| No. of ART Centres                             | 1  | No. of Link ART Centres | 2   |
| No. of CSCs                                    | 1  | No. of PLHA Regd        | 148 |
| Total No. of PLHA on 1st line ART (Cumulative) | 25 |                         |     |

| Finance                 | Allocation | Release | Expenditure |
|-------------------------|------------|---------|-------------|
| Amount (In Lakh Rupees) | 1,023      | 980     | 947         |



# ASSAM

| Epidemic Scenario (2011) - Estimated | Total  | Male  | Female |
|--------------------------------------|--------|-------|--------|
| Adult HIV Prevalence (%)             | 0.07   | 0.08  | 0.05   |
| No. of PLHA                          | 12,805 | 7,856 | 4,949  |
| No. of CLHA                          | 475    |       |        |
| No. of New Infections                | 2,408  |       |        |
| No. of AIDS related deaths           | 388    |       |        |

| Information Education Communication |    |
|-------------------------------------|----|
| No. of Red Ribbon Clubs             | 42 |
| No. of School with AEP              | 0  |
| No. of PLHA Networks (DLN & SLN)    | 0  |

| STI/RTI Services                       |          |
|--|----------|
| No. of STI Clinics                     | 28       |
| No. of STI Episodes Treated in 2013-14 | 1,16,271 |

| Condom Promotion                               |           |
|--|-----------|
| No. of Condom Outlets under CMSP-V             | NA        |
| No. of Condoms sold                            | NA        |
| No. of free condoms distributed (NACO to SACS) | 70,03,100 |

| Blood Safety                            |          |
|---|----------|
| No. of Blood Banks                      | 26       |
| No. of Blood Units Collected in 2013-14 | 1,29,106 |
| % of Units collected by VBD in 2013-14  | 68       |

| Link Worker Scheme                              |    |
|---|----|
| No. of Districts                                | NA |
| No. of HRG Covered in 2013-14                   | NA |
| No. of Vulnerable Population Covered in 2013-14 | NA |

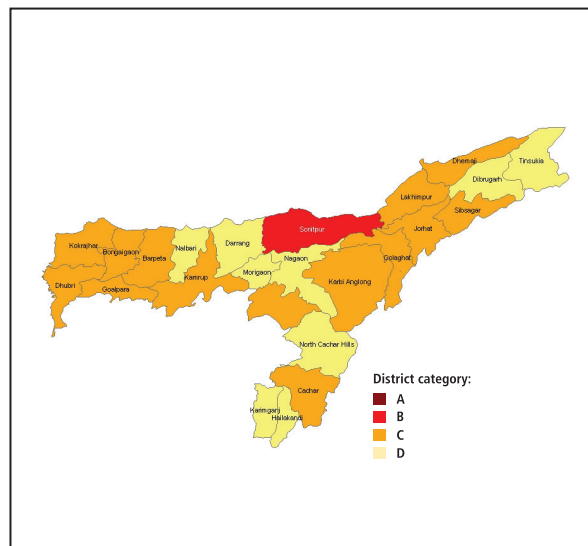
| Targeted Interventions                    | No. of TIs | No. Covered in 2013-14 |
|---|------------|------------------------|
| Female Sex Worker (FSW)                   | 32         | 16,609                 |
| Men who Have Sex with Men (MSM)           | 2          | 2,170                  |
| Injecting Drug User (IDU)                 | 6          | 2,331                  |
| Trans-gender                              | 0          | 0                      |
| Single Male Migrants                      | 6          | 0                      |
| Long Distance Truckers                    | 2          | 7,808                  |
| Total (Including Core Composite Sites-11) | 59         |                        |

| Counseling & Testing Services                           | No. Tested | No. HIV Positive |
|---|------------|------------------|
| Total in 2013-14  | 3,14,265   | 1,161            |
| Pregnant Women in 2013-14                               | 1,96,538   | 101              |
| No. of Mother-Baby Pairs Received Nevirapine in 2013-14 | 79         |                  |
| Total no. of ICTC                                       | 237        |                  |
| No. of Stand Alone ICTC                                 | 98         |                  |
| No. of F-ICTC   | 102        |                  |
| No. of PPP model ICTC                                   | 37         |                  |

| Laboratory Services | No. of NRL | No. of SRL | No. of CD4 Machines |
|---------------------|------------|------------|---------------------|
|                     | 0          | 3          | 3                   |

| Care, Support & Treatment                      |       |                         |       |
|--|-------|-------------------------|-------|
| No. of ART Centres                             | 4     | No. of Link ART Centres | 11    |
| No. of CSCs                                    | 3     | No. of PLHA Regd        | 6,266 |
| Total No. of PLHA on 1st line ART (Cumulative) | 2,695 |                         |       |

| Finance                 | Allocation | Release | Expenditure |
|-------------------------|------------|---------|-------------|
| Amount (In Lakh Rupees) | 2,143      | 1,795   | 1,628       |



# BIHAR

| Epidemic Scenario (2011) - Estimated | Total    | Male   | Female |
|--------------------------------------|----------|--------|--------|
| Adult HIV Prevalence (%)             | 0.20     | 0.23   | 0.16   |
| No. of PLHA                          | 1,23,873 | 75,098 | 48,775 |
| No. of CLHA                          | 9,791    |        |        |
| No. of New Infections                | 7,797    |        |        |
| No. of AIDS related deaths           | 9,750    |        |        |

| Information Education Communication |    |
|-------------------------------------|----|
| No. of Red Ribbon Clubs             | 75 |
| No. of School with AEP              | 0  |
| No. of PLHA Networks (DLN & SLN)    | 8  |

| STI/RTI Services                       |          |
|--|----------|
| No. of STI Clinics                     | 42       |
| No. of STI Episodes Treated in 2013-14 | 2,95,442 |

| Condom Promotion                               |             |
|--|-------------|
| No. of Condom Outlets under CMSP-V             | 1,34,166    |
| No. of Condoms sold                            | 5,98,75,573 |
| No. of free condoms distributed (NACO to SACS) | 33,24,700   |

| Blood Safety                            |        |
|---|--------|
| No. of Blood Banks                      | 39     |
| No. of Blood Units Collected in 2013-14 | 91,662 |
| % of Units collected by VBD in 2013-14  | 65     |

| Link Worker Scheme                              |          |
|---|----------|
| No. of Districts                                | 8        |
| No. of HRG Covered in 2013-14                   | 7,584    |
| No. of Vulnerable Population Covered in 2013-14 | 5,84,301 |

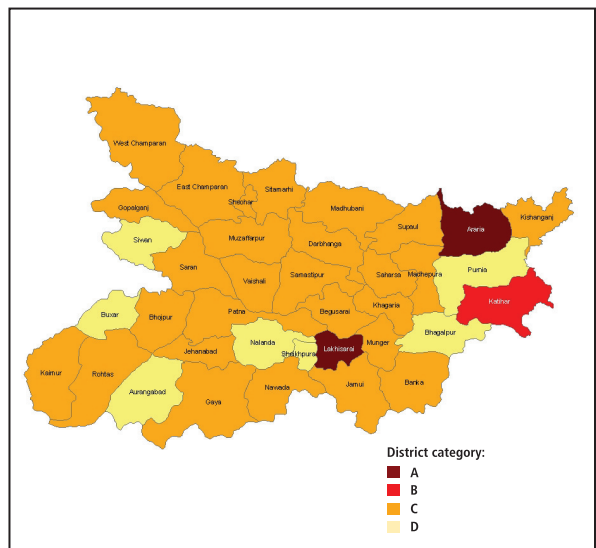
| Targeted Interventions                    | No. of TIs | No. Covered in 2013-14 |
|---|------------|------------------------|
| Female Sex Worker (FSW)                   | 5          | 0                      |
| Men who Have Sex with Men (MSM)           | 3          | 0                      |
| Injecting Drug User (IDU)                 | 8          | 0                      |
| Trans-gender                              | 0          | 0                      |
| Single Male Migrants                      | 0          | 0                      |
| Long Distance Truckers                    | 1          | 0                      |
| Total (Including Core Composite Sites-16) | 33         |                        |

| Counseling & Testing Services                           | No. Tested | No. HIV Positive |
|---|------------|------------------|
| Total in 2013-14  | 6,54,559   | 9,323            |
| Pregnant Women in 2013-14                               | 3,01,524   | 416              |
| No. of Mother-Baby Pairs Received Nevirapine in 2013-14 | 279        |                  |
| Total no. of ICTC                                       | 466        |                  |
| No. of Stand Alone ICTC                                 | 208        |                  |
| No. of F-ICTC   | 250        |                  |
| No. of PPP model ICTC                                   | 8          |                  |

| Laboratory Services | No. of NRL | No. of SRL | No. of CD4 Machines |
|---------------------|------------|------------|---------------------|
|                     | 0          | 2          | 8                   |

| Care, Support & Treatment                      |        |                         |        |
|--|--------|-------------------------|--------|
| No. of ART Centres                             | 14     | No. of Link ART Centres | 24     |
| No. of CSCs                                    | 9      | No. of PLHA Regd        | 47,021 |
| Total No. of PLHA on 1st line ART (Cumulative) | 18,335 |                         |        |

| Finance                 | Allocation | Release | Expenditure |
|-------------------------|------------|---------|-------------|
| Amount (In Lakh Rupees) | 3,195      | 515     | 1,905       |



# CHANDIGARH

| Epidemic Scenario (2011) - Estimated | Total | Male  | Female |
|--------------------------------------|-------|-------|--------|
| Adult HIV Prevalence (%)             | 0.28  | 0.33  | 0.22   |
| No. of PLHA                          | 1,814 | 1,165 | 649    |
| No. of CLHA                          | 60    |       |        |
| No. of New Infections                | 252   |       |        |
| No. of AIDS related deaths           | 102   |       |        |

| Information Education Communication |   |
|-------------------------------------|---|
| No. of Red Ribbon Clubs             | 3 |
| No. of School with AEP              | 0 |
| No. of PLHA Networks (DLN & SLN)    | 0 |

| STI/RTI Services                       |        |
|--|--------|
| No. of STI Clinics                     | 4      |
| No. of STI Episodes Treated in 2013-14 | 28,870 |

| Condom Promotion                               |           |
|--|-----------|
| No. of Condom Outlets under CMSP-V             | 1,215     |
| No. of Condoms sold                            | 10,26,052 |
| No. of free condoms distributed (NACO to SACS) | 21,09,500 |

| Blood Safety                            |        |
|---|--------|
| No. of Blood Banks                      | 4      |
| No. of Blood Units Collected in 2013-14 | 86,029 |
| % of Units collected by VBD in 2013-14  | 88     |

| Link Worker Scheme                              |    |
|---|----|
| No. of Districts                                | NA |
| No. of HRG Covered in 2013-14                   | NA |
| No. of Vulnerable Population Covered in 2013-14 | NA |

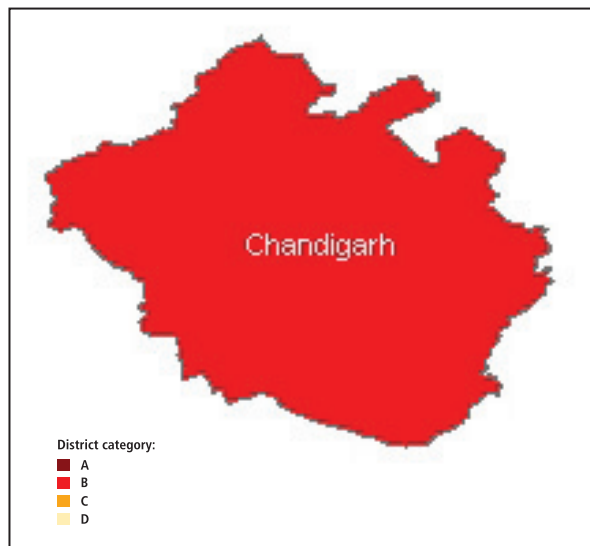
| Targeted Interventions                   | No. of TIs | No. Covered in 2013-14 |
|--|------------|------------------------|
| Female Sex Worker (FSW)                  | 4          | 3,739                  |
| Men who Have Sex with Men (MSM)          | 2          | 2,426                  |
| Injecting Drug User (IDU)                | 2          | 1,083                  |
| Trans-gender                             | 0          | 0                      |
| Single Male Migrants                     | 3          | 3,142                  |
| Long Distance Truckers                   | 1          | 400                    |
| Total (Including Core Composite Sites-1) | 13         |                        |

| Counseling & Testing Services                           | No. Tested | No. HIV Positive |
|---|------------|------------------|
| Total in 2013-14  | 70,794     | 813              |
| Pregnant Women in 2013-14                               | 22,517     | 36               |
| No. of Mother-Baby Pairs Received Nevirapine in 2013-14 | 20         |                  |
| Total no. of ICTC                                       | 18         |                  |
| No. of Stand Alone ICTC                                 | 13         |                  |
| No. of F-ICTC   | 3          |                  |
| No. of PPP model ICTC                                   | 2          |                  |

| Laboratory Services | No. of NRL | No. of SRL | No. of CD4 Machines |
|---------------------|------------|------------|---------------------|
|                     | 0          | 1          | 1                   |

| Care, Support & Treatment                      |       |                         |       |
|--|-------|-------------------------|-------|
| No. of ART Centres                             | 1     | No. of Link ART Centres | 0     |
| No. of CSCs                                    | 1     | No. of PLHA Regd        | 7,367 |
| Total No. of PLHA on 1st line ART (Cumulative) | 3,086 |                         |       |

| Finance                 | Allocation | Release | Expenditure |
|-------------------------|------------|---------|-------------|
| Amount (In Lakh Rupees) | 710        | 479     | 574         |



# CHHATISGARH

| Epidemic Scenario (2011) - Estimated | Total  | Male   | Female |
|--------------------------------------|--------|--------|--------|
| Adult HIV Prevalence (%)             | 0.27   | 0.32   | 0.22   |
| No. of PLHA                          | 40,941 | 24,592 | 16,349 |
| No. of CLHA                          | 2,523  |        |        |
| No. of New Infections                | 4,565  |        |        |
| No. of AIDS related deaths           | 2,458  |        |        |

| Information Education Communication |     |
|-------------------------------------|-----|
| No. of Red Ribbon Clubs             | 148 |
| No. of School with AEP              | 0   |
| No. of PLHA Networks (DLN & SLN)    | 5   |

| STI/RTI Services                       |          |
|--|----------|
| No. of STI Clinics                     | 29       |
| No. of STI Episodes Treated in 2013-14 | 1,17,002 |

| Condom Promotion                               |             |
|--|-------------|
| No. of Condom Outlets under CMSP-V             | 25,487      |
| No. of Condoms sold                            | 1,57,55,019 |
| No. of free condoms distributed (NACO to SACS) | 63,05,000   |

| Blood Safety                            |        |
|---|--------|
| No. of Blood Banks                      | 16     |
| No. of Blood Units Collected in 2013-14 | 61,261 |
| % of Units collected by VBD in 2013-14  | 73     |

| Link Worker Scheme                              |          |
|---|----------|
| No. of Districts                                | 3        |
| No. of HRG Covered in 2013-14                   | 842      |
| No. of Vulnerable Population Covered in 2013-14 | 1,48,408 |

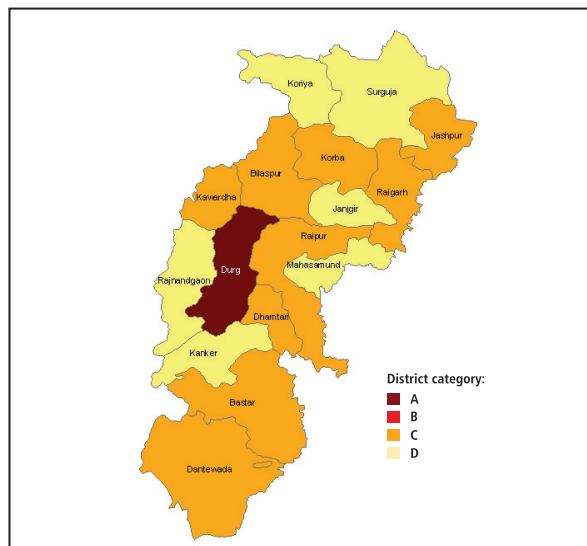
| Targeted Interventions                    | No. of TIs | No. Covered in 2013-14 |
|---|------------|------------------------|
| Female Sex Worker (FSW)                   | 13         | 16,465                 |
| Men who Have Sex with Men (MSM)           | 0          | 3,232                  |
| Injecting Drug User (IDU)                 | 7          | 2,790                  |
| Trans-gender                              | 0          | 0                      |
| Single Male Migrants                      | 7          | 5,756                  |
| Long Distance Truckers                    | 5          | 3,197                  |
| Total (Including Core Composite Sites-20) | 52         |                        |

| Counseling & Testing Services                           | No. Tested | No. HIV Positive |
|---|------------|------------------|
| Total in 2013-14  | 2,73,651   | 3,009            |
| Pregnant Women in 2013-14                               | 1,11,257   | 169              |
| No. of Mother-Baby Pairs Received Nevirapine in 2013-14 | 132        |                  |
| Total no. of ICTC                                       | 331        |                  |
| No. of Stand Alone ICTC                                 | 114        |                  |
| No. of F-ICTC   | 206        |                  |
| No. of PPP model ICTC                                   | 11         |                  |

| Laboratory Services | No. of NRL | No. of SRL | No. of CD4 Machines |
|---------------------|------------|------------|---------------------|
|                     | 0          | 1          | 4                   |

| Care, Support & Treatment                      |       |                         |        |
|--|-------|-------------------------|--------|
| No. of ART Centres                             | 5     | No. of Link ART Centres | 2      |
| No. of CSCs                                    | 3     | No. of PLHA Regd        | 12,332 |
| Total No. of PLHA on 1st line ART (Cumulative) | 4,999 |                         |        |

| Finance                 | Allocation | Release | Expenditure |
|-------------------------|------------|---------|-------------|
| Amount (In Lakh Rupees) | 2,472      | 1,002   | 1,440       |





# DADRA & NAGAR HAVELI

| Epidemic Scenario (2011) - Estimated | Total | Male | Female |
|--------------------------------------|-------|------|--------|
| Adult HIV Prevalence (%)             | 0.14  | 0.16 | 0.11   |
| No. of PLHA                          | 289   | 192  | 98     |
| No. of CLHA                          | 10    |      |        |
| No. of New Infections                | 48    |      |        |
| No. of AIDS related deaths           | 17    |      |        |

| Information Education Communication |    |
|-------------------------------------|----|
| No. of Red Ribbon Clubs             | 0  |
| No. of School with AEP              | 26 |
| No. of PLHA Networks (DLN & SLN)    | 0  |

| STI/RTI Services                       |     |
|--|-----|
| No. of STI Clinics                     | 1   |
| No. of STI Episodes Treated in 2013-14 | 634 |

| Condom Promotion                               |          |
|--|----------|
| No. of Condom Outlets under CMSP-V             | 0        |
| No. of Condoms sold                            | 0        |
| No. of free condoms distributed (NACO to SACS) | 1,43,711 |

| Blood Safety                            |       |
|---|-------|
| No. of Blood Banks                      | 1     |
| No. of Blood Units Collected in 2013-14 | 6,385 |
| % of Units collected by VBD in 2013-14  | 100   |

| Link Worker Scheme                              |    |
|---|----|
| No. of Districts                                | NA |
| No. of HRG Covered in 2013-14                   | NA |
| No. of Vulnerable Population Covered in 2013-14 | NA |

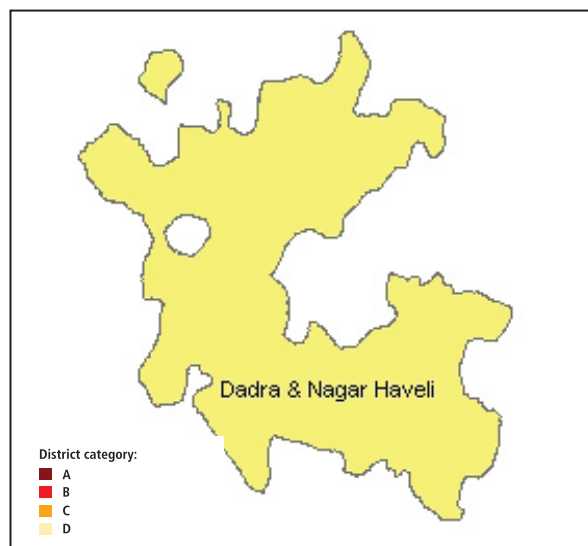
| Targeted Interventions                   | No. of TIs | No. Covered in 2013-14 |
|--|------------|------------------------|
| Female Sex Worker (FSW)                  | 0          | 0                      |
| Men who Have Sex with Men (MSM)          | 0          | 0                      |
| Injecting Drug User (IDU)                | 0          | 0                      |
| Trans-gender                             | 0          | 0                      |
| Single Male Migrants                     | 0          | 0                      |
| Long Distance Truckers                   | 0          | 0                      |
| Total (Including Core Composite Sites-0) | 0          |                        |

| Counseling & Testing Services                           | No. Tested | No. HIV Positive |
|---|------------|------------------|
| Total in 2013-14  | 15,715     | 88               |
| Pregnant Women in 2013-14                               | 7,242      | 11               |
| No. of Mother-Baby Pairs Received Nevirapine in 2013-14 | 4          |                  |
| Total no. of ICTC                                       | 1          |                  |
| No. of Stand Alone ICTC                                 | 1          |                  |
| No. of F-ICTC   | 0          |                  |
| No. of PPP model ICTC                                   | 0          |                  |

| Laboratory Services | No. of NRL | No. of SRL | No. of CD4 Machines |
|---------------------|------------|------------|---------------------|
|                     | 0          | 0          | 0                   |

| Care, Support & Treatment                      |   |                         |   |
|--|---|-------------------------|---|
| No. of ART Centres                             | 0 | No. of Link ART Centres | 1 |
| No. of CSCs                                    | 0 | No. of PLHA Regd        | 0 |
| Total No. of PLHA on 1st line ART (Cumulative) | 0 |                         |   |

| Finance                 | Allocation | Release | Expenditure |
|-------------------------|------------|---------|-------------|
| Amount (In Lakh Rupees) | 180        | 80      | 69          |



# DAMAN & DIU

| Epidemic Scenario (2011) - Estimated | Total | Male | Female |
|--------------------------------------|-------|------|--------|
| Adult HIV Prevalence (%)             | 0.18  | 0.21 | 0.14   |
| No. of PLHA                          | 269   | 191  | 78     |
| No. of CLHA                          | 8     |      |        |
| No. of New Infections                | 47    |      |        |
| No. of AIDS related deaths           | 15    |      |        |

| Information Education Communication |   |
|-------------------------------------|---|
| No. of Red Ribbon Clubs             | 0 |
| No. of School with AEP              | 0 |
| No. of PLHA Networks (DLN & SLN)    | 0 |

| STI/RTI Services                       |       |
|--|-------|
| No. of STI Clinics                     | 2     |
| No. of STI Episodes Treated in 2013-14 | 1,719 |

| Condom Promotion                               |          |
|--|----------|
| No. of Condom Outlets under CMSP-V             | 0        |
| No. of Condoms sold                            | 0        |
| No. of free condoms distributed (NACO to SACS) | 5,94,000 |

| Blood Safety                            |     |
|---|-----|
| No. of Blood Banks                      | 1   |
| No. of Blood Units Collected in 2013-14 | 236 |
| % of Units collected by VBD in 2013-14  | 98  |

| Link Worker Scheme                              |    |
|---|----|
| No. of Districts                                | NA |
| No. of HRG Covered in 2013-14                   | NA |
| No. of Vulnerable Population Covered in 2013-14 | NA |


| Targeted Interventions                   | No. of TIs | No. Covered in 2013-14 |
|--|------------|------------------------|
| Female Sex Worker (FSW)                  | 0          | 858                    |
| Men who Have Sex with Men (MSM)          | 0          | 765                    |
| Injecting Drug User (IDU)                | 0          | 0                      |
| Trans-gender                             | 0          | 0                      |
| Single Male Migrants                     | 4          | 7,102                  |
| Long Distance Truckers                   | 1          | 0                      |
| Total (Including Core Composite Sites-2) | 7          |                        |

| Counseling & Testing Services                           | No. Tested | No. HIV Positive |
|---|------------|------------------|
| Total in 2013-14  | 4,904      | 93               |
| Pregnant Women in 2013-14                               | 2,037      | 8                |
| No. of Mother-Baby Pairs Received Nevirapine in 2013-14 | 6          |                  |
| Total no. of ICTC                                       | 4          |                  |
| No. of Stand Alone ICTC                                 | 4          |                  |
| No. of F-ICTC   | 0          |                  |
| No. of PPP model ICTC                                   | 0          |                  |

| Laboratory Services | No. of NRL | No. of SRL | No. of CD4 Machines |
|---------------------|------------|------------|---------------------|
|                     | 0          | 0          | 0                   |

| Care, Support & Treatment                      |   |                         |   |
|--|---|-------------------------|---|
| No. of ART Centres                             | 0 | No. of Link ART Centres | 2 |
| No. of CSCs                                    | 0 | No. of PLHA Regd        | 0 |
| Total No. of PLHA on 1st line ART (Cumulative) | 0 |                         |   |

| Finance                 | Allocation | Release | Expenditure |
|-------------------------|------------|---------|-------------|
| Amount (In Lakh Rupees) | 299        | 283     | 227         |



# DELHI

| Epidemic Scenario (2011) - Estimated | Total  | Male   | Female |
|--------------------------------------|--------|--------|--------|
| Adult HIV Prevalence (%)             | 0.22   | 0.26   | 0.17   |
| No. of PLHA                          | 25,163 | 16,067 | 9,096  |
| No. of CLHA                          | 876    |        |        |
| No. of New Infections                | 2,234  |        |        |
| No. of AIDS related deaths           | 432    |        |        |

| Information Education Communication |   |
|-------------------------------------|---|
| No. of Red Ribbon Clubs             | 0 |
| No. of School with AEP              | 0 |
| No. of PLHA Networks (DLN & SLN)    | 6 |

| STI/RTI Services                       |          |
|--|----------|
| No. of STI Clinics                     | 29       |
| No. of STI Episodes Treated in 2013-14 | 2,17,585 |

| Condom Promotion                               |             |
|--|-------------|
| No. of Condom Outlets under CMSP-V             | 24,301      |
| No. of Condoms sold                            | 2,70,86,775 |
| No. of free condoms distributed (NACO to SACS) | 1,98,22,000 |

| Blood Safety                            |          |
|---|----------|
| No. of Blood Banks                      | 21       |
| No. of Blood Units Collected in 2013-14 | 2,98,073 |
| % of Units collected by VBD in 2013-14  | 57       |

| Link Worker Scheme                              |    |
|---|----|
| No. of Districts                                | NA |
| No. of HRG Covered in 2013-14                   | NA |
| No. of Vulnerable Population Covered in 2013-14 | NA |

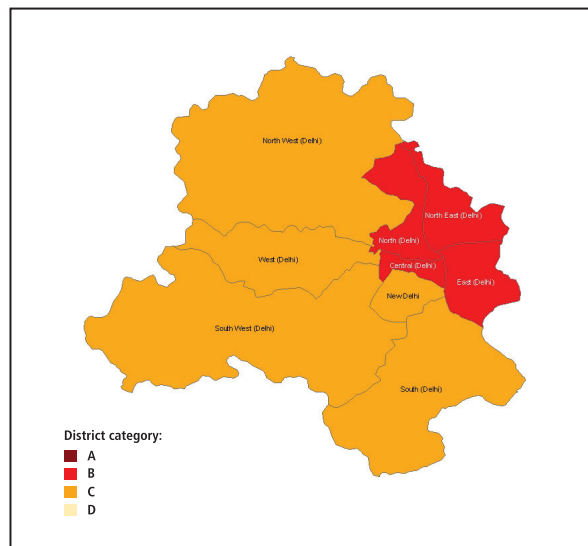
| Targeted Interventions                   | No. of TIs | No. Covered in 2013-14 |
|--|------------|------------------------|
| Female Sex Worker (FSW)                  | 40         | 55,787                 |
| Men who Have Sex with Men (MSM)          | 17         | 15,946                 |
| Injecting Drug User (IDU)                | 21         | 12,562                 |
| Trans-gender                             | 8          | 6,178                  |
| Single Male Migrants                     | 17         | 17,382                 |
| Long Distance Truckers                   | 4          | 18,468                 |
| Total (Including Core Composite Sites-0) | 107        |                        |

| Counseling & Testing Services                           | No. Tested | No. HIV Positive |
|---|------------|------------------|
| Total in 2013-14  | 4,96,798   | 6,855            |
| Pregnant Women in 2013-14                               | 1,96,113   | 332              |
| No. of Mother-Baby Pairs Received Nevirapine in 2013-14 | 293        |                  |
| Total no. of ICTC                                       | 173        |                  |
| No. of Stand Alone ICTC                                 | 92         |                  |
| No. of F-ICTC   | 72         |                  |
| No. of PPP model ICTC                                   | 9          |                  |

| Laboratory Services | No. of NRL | No. of SRL | No. of CD4 Machines |
|---------------------|------------|------------|---------------------|
|                     | 2          | 4          | 5                   |

| Care, Support & Treatment                      |        |                         |        |
|--|--------|-------------------------|--------|
| No. of ART Centres                             | 9      | No. of Link ART Centres | 0      |
| No. of CSCs                                    | 2      | No. of PLHA Regd        | 42,590 |
| Total No. of PLHA on 1st line ART (Cumulative) | 15,017 |                         |        |

| Finance                 | Allocation | Release | Expenditure |
|-------------------------|------------|---------|-------------|
| Amount (In Lakh Rupees) | 3,049      | 2,185   | 2,759       |



# GOA

| Epidemic Scenario (2011) - Estimated | Total | Male  | Female |
|--------------------------------------|-------|-------|--------|
| Adult HIV Prevalence (%)             | 0.43  | 0.50  | 0.35   |
| No. of PLHA                          | 4,126 | 2,471 | 1,654  |
| No. of CLHA                          | 335   |       |        |
| No. of New Infections                | 132   |       |        |
| No. of AIDS related deaths           | 281   |       |        |

| Information Education Communication |     |
|-------------------------------------|-----|
| No. of Red Ribbon Clubs             | 20  |
| No. of School with AEP              | 242 |
| No. of PLHA Networks (DLN & SLN)    | 0   |

| STI/RTI Services                       |        |
|--|--------|
| No. of STI Clinics                     | 4      |
| No. of STI Episodes Treated in 2013-14 | 40,140 |

| Condom Promotion                               |           |
|--|-----------|
| No. of Condom Outlets under CMSP-V             | 2,944     |
| No. of Condoms sold                            | 36,34,185 |
| No. of free condoms distributed (NACO to SACS) | 1,650,200 |

| Blood Safety                            |        |
|---|--------|
| No. of Blood Banks                      | 3      |
| No. of Blood Units Collected in 2013-14 | 16,897 |
| % of Units collected by VBD in 2013-14  | 85     |

| Link Worker Scheme                              |    |
|---|----|
| No. of Districts                                | NA |
| No. of HRG Covered in 2013-14                   | NA |
| No. of Vulnerable Population Covered in 2013-14 | NA |

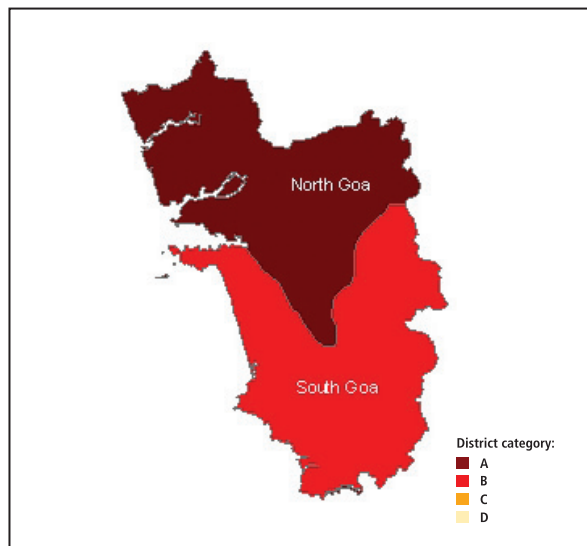
| Targeted Interventions                   | No. of TIs | No. Covered in 2013-14 |
|--|------------|------------------------|
| Female Sex Worker (FSW)                  | 6          | 3,822                  |
| Men who Have Sex with Men (MSM)          | 3          | 2,888                  |
| Injecting Drug User (IDU)                | 2          | 676                    |
| Trans-gender                             | 0          | 0                      |
| Single Male Migrants                     | 2          | 1,727                  |
| Long Distance Truckers                   | 2          | 1,262                  |
| Total (Including Core Composite Sites-1) | 16         |                        |

| Counseling & Testing Services                           | No. Tested | No. HIV Positive |
|---|------------|------------------|
| Total in 2013-14  | 52,086     | 529              |
| Pregnant Women in 2013-14                               | 13,138     | 26               |
| No. of Mother-Baby Pairs Received Nevirapine in 2013-14 | 26         |                  |
| Total no. of ICTC                                       | 35         |                  |
| No. of Stand Alone ICTC                                 | 14         |                  |
| No. of F-ICTC   | 18         |                  |
| No. of PPP model ICTC                                   | 3          |                  |

| Laboratory Services | No. of NRL | No. of SRL | No. of CD4 Machines |
|---------------------|------------|------------|---------------------|
|                     | 0          | 1          | 1                   |

| Care, Support & Treatment                      |       |                         |       |
|--|-------|-------------------------|-------|
| No. of ART Centres                             | 1     | No. of Link ART Centres | 2     |
| No. of CSCs                                    | 1     | No. of PLHA Regd        | 5,624 |
| Total No. of PLHA on 1st line ART (Cumulative) | 1,881 |                         |       |

| Finance                 | Allocation | Release | Expenditure |
|-------------------------|------------|---------|-------------|
| Amount (In Lakh Rupees) | 598        | 458     | 505         |



# GUJARAT

| Epidemic Scenario (2011) - Estimated | Total    | Male   | Female |
|--------------------------------------|----------|--------|--------|
| Adult HIV Prevalence (%)             | 0.33     | 0.38   | 0.27   |
| No. of PLHA                          | 1,27,093 | 77,695 | 49,398 |
| No. of CLHA                          | 8,598    |        |        |
| No. of New Infections                | 6,455    |        |        |
| No. of AIDS related deaths           | 9,511    |        |        |

| Information Education Communication |       |
|-------------------------------------|-------|
| No. of Red Ribbon Clubs             | 50    |
| No. of School with AEP              | 2,865 |
| No. of PLHA Networks (DLN & SLN)    | 24    |

| STI/RTI Services                       |          |
|--|----------|
| No. of STI Clinics                     | 61       |
| No. of STI Episodes Treated in 2013-14 | 5,04,400 |

| Condom Promotion                               |             |
|--|-------------|
| No. of Condom Outlets under CMSP-V             | 13,748      |
| No. of Condoms sold                            | 33,71,790   |
| No. of free condoms distributed (NACO to SACS) | 1,42,04,900 |

| Blood Safety                            |          |
|---|----------|
| No. of Blood Banks                      | 84       |
| No. of Blood Units Collected in 2013-14 | 4,93,684 |
| % of Units collected by VBD in 2013-14  | 89       |

| Link Worker Scheme                              |          |
|---|----------|
| No. of Districts                                | 12       |
| No. of HRG Covered in 2013-14                   | 11,368   |
| No. of Vulnerable Population Covered in 2013-14 | 5,59,951 |

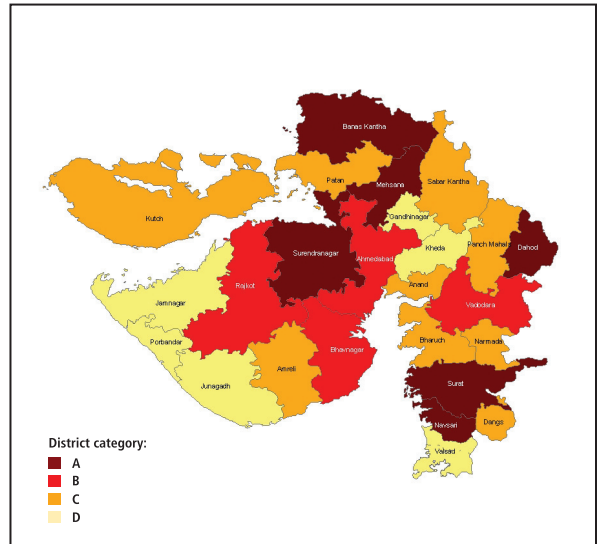
| Targeted Interventions                    | No. of TIs | No. Covered in 2013-14 |
|---|------------|------------------------|
| Female Sex Worker (FSW)                   | 16         | 31,759                 |
| Men who Have Sex with Men (MSM)           | 18         | 33,991                 |
| Injecting Drug User (IDU)                 | 3          | 487                    |
| Trans-gender                              | 2          | 398                    |
| Single Male Migrants                      | 46         | 1,73,419               |
| Long Distance Truckers                    | 7          | 27,157                 |
| Total (Including Core Composite Sites-42) | 134        |                        |

| Counseling & Testing Services                           | No. Tested | No. HIV Positive |
|---|------------|------------------|
| Total in 2013-14  | 17,14,416  | 13,771           |
| Pregnant Women in 2013-14                               | 7,74,747   | 813              |
| No. of Mother-Baby Pairs Received Nevirapine in 2013-14 | 810        |                  |
| Total no. of ICTC                                       | 1,605      |                  |
| No. of Stand Alone ICTC                                 | 312        |                  |
| No. of F-ICTC   | 1,065      |                  |
| No. of PPP model ICTC                                   | 228        |                  |

| Laboratory Services | No. of NRL | No. of SRL | No. of CD4 Machines |
|---------------------|------------|------------|---------------------|
|                     | 0          | 5          | 14                  |

| Care, Support & Treatment                      |        |                         |        |
|--|--------|-------------------------|--------|
| No. of ART Centres                             | 27     | No. of Link ART Centres | 50     |
| No. of CSCs                                    | 18     | No. of PLHA Regd        | 79,132 |
| Total No. of PLHA on 1st line ART (Cumulative) | 36,986 |                         |        |

| Finance                 | Allocation | Release | Expenditure |
|-------------------------|------------|---------|-------------|
| Amount (In Lakh Rupees) | 7,041      | 5,518   | 5,333       |



# HARYANA

| Epidemic Scenario (2011) - Estimated | Total  | Male  | Female |
|--------------------------------------|--------|-------|--------|
| Adult HIV Prevalence (%)             | 0.11   | 0.13  | 0.09   |
| No. of PLHA                          | 17,877 | 11139 | 6739   |
| No. of CLHA                          | 940    |       |        |
| No. of New Infections                | 1,580  |       |        |
| No. of AIDS related deaths           | 1,025  |       |        |

| Information Education Communication |       |
|-------------------------------------|-------|
| No. of Red Ribbon Clubs             | 55    |
| No. of School with AEP              | 1,168 |
| No. of PLHA Networks (DLN & SLN)    | 17    |

| STI/RTI Services                       |          |
|--|----------|
| No. of STI Clinics                     | 28       |
| No. of STI Episodes Treated in 2013-14 | 1,65,174 |

| Condom Promotion                               |             |
|--|-------------|
| No. of Condom Outlets under CMSP-V             | 23,220      |
| No. of Condoms sold                            | 1,50,37,989 |
| No. of free condoms distributed (NACO to SACS) | 44,16,000   |

| Blood Safety                            |          |
|---|----------|
| No. of Blood Banks                      | 21       |
| No. of Blood Units Collected in 2013-14 | 1,50,969 |
| % of Units collected by VBD in 2013-14  | 98       |

| Link Worker Scheme                              |    |
|---|----|
| No. of Districts                                | NA |
| No. of HRG Covered in 2013-14                   | NA |
| No. of Vulnerable Population Covered in 2013-14 | NA |

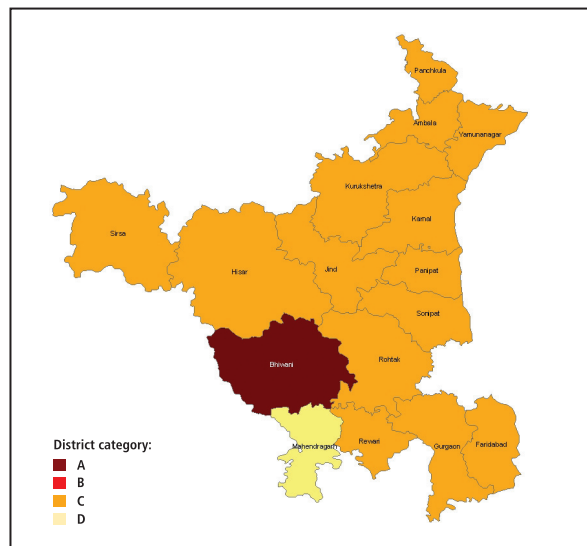
| Targeted Interventions                   | No. of TIs | No. Covered in 2013-14 |
|--|------------|------------------------|
| Female Sex Worker (FSW)                  | 13         | 14,730                 |
| Men who Have Sex with Men (MSM)          | 10         | 8,855                  |
| Injecting Drug User (IDU)                | 17         | 5,679                  |
| Trans-gender                             | 0          | 0                      |
| Single Male Migrants                     | 20         | 0                      |
| Long Distance Truckers                   | 2          | 0                      |
| Total (Including Core Composite Sites-7) | 69         |                        |

| Counseling & Testing Services                           | No. Tested | No. HIV Positive |
|---|------------|------------------|
| Total in 2013-14  | 5,19,286   | 4,372            |
| Pregnant Women in 2013-14                               | 2,16,180   | 265              |
| No. of Mother-Baby Pairs Received Nevirapine in 2013-14 | 141        |                  |
| Total no. of ICTC                                       | 203        |                  |
| No. of Stand Alone ICTC                                 | 98         |                  |
| No. of F-ICTC   | 86         |                  |
| No. of PPP model ICTC                                   | 19         |                  |

| Laboratory Services | No. of NRL | No. of SRL | No. of CD4 Machines |
|---------------------|------------|------------|---------------------|
|                     | 0          | 1          | 1                   |

| Care, Support & Treatment                      |       |                         |        |
|--|-------|-------------------------|--------|
| No. of ART Centres                             | 1     | No. of Link ART Centres | 14     |
| No. of CSCs                                    | 1     | No. of PLHA Regd        | 14,206 |
| Total No. of PLHA on 1st line ART (Cumulative) | 4,813 |                         |        |

| Finance                 | Allocation | Release | Expenditure |
|-------------------------|------------|---------|-------------|
| Amount (In Lakh Rupees) | 2,454      | 1,514   | 1,871       |



# HIMACHAL PRADESH

| Epidemic Scenario (2011) - Estimated | Total | Male  | Female |
|--------------------------------------|-------|-------|--------|
| Adult HIV Prevalence (%)             | 0.17  | 0.20  | 0.14   |
| No. of PLHA                          | 7,346 | 4,407 | 2,939  |
| No. of CLHA                          | 342   |       |        |
| No. of New Infections                | 626   |       |        |
| No. of AIDS related deaths           | 355   |       |        |

| Information Education Communication |    |
|-------------------------------------|----|
| No. of Red Ribbon Clubs             | 30 |
| No. of School with AEP              | 0  |
| No. of PLHA Networks (DLN & SLN)    | 0  |

| STI/RTI Services                       |        |
|--|--------|
| No. of STI Clinics                     | 17     |
| No. of STI Episodes Treated in 2013-14 | 62,094 |

| Condom Promotion                               |           |
|--|-----------|
| No. of Condom Outlets under CMSP-V             | 0         |
| No. of Condoms sold                            | 0         |
| No. of free condoms distributed (NACO to SACS) | 91,26,000 |

| Blood Safety                            |        |
|---|--------|
| No. of Blood Banks                      | 15     |
| No. of Blood Units Collected in 2013-14 | 32,655 |
| % of Units collected by VBD in 2013-14  | 81     |

| Link Worker Scheme                              |    |
|---|----|
| No. of Districts                                | NA |
| No. of HRG Covered in 2013-14                   | NA |
| No. of Vulnerable Population Covered in 2013-14 | NA |


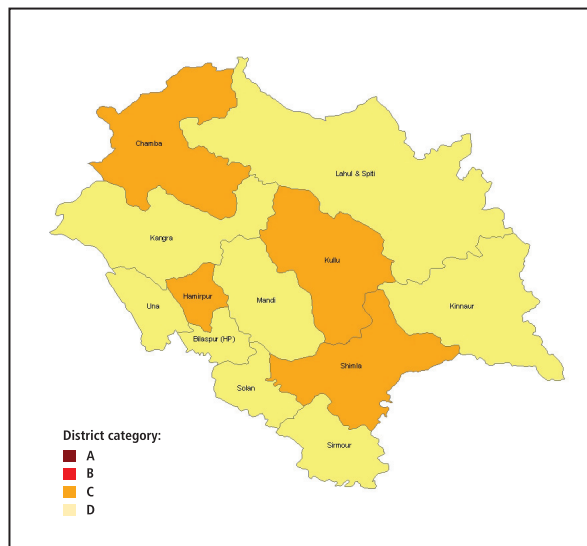
| Targeted Interventions                   | No. of TIs | No. Covered in 2013-14 |
|--|------------|------------------------|
| Female Sex Worker (FSW)                  | 17         | 7,136                  |
| Men who Have Sex with Men (MSM)          | 1          | 707                    |
| Injecting Drug User (IDU)                | 3          | 1,091                  |
| Trans-gender                             | 0          | 0                      |
| Single Male Migrants                     | 8          | 63,030                 |
| Long Distance Truckers                   | 2          | 11,710                 |
| Total (Including Core Composite Sites-7) | 38         |                        |

| Counseling & Testing Services                           | No. Tested | No. HIV Positive |
|---|------------|------------------|
| Total in 2013-14  | 1,50,880   | 526              |
| Pregnant Women in 2013-14                               | 46,570     | 27               |
| No. of Mother-Baby Pairs Received Nevirapine in 2013-14 | 11         |                  |
| Total no. of ICTC                                       | 117        |                  |
| No. of Stand Alone ICTC                                 | 65         |                  |
| No. of F-ICTC   | 50         |                  |
| No. of PPP model ICTC                                   | 2          |                  |

| Laboratory Services | No. of NRL | No. of SRL | No. of CD4 Machines |
|---------------------|------------|------------|---------------------|
|                     | 0          | 1          | 2                   |

| Care, Support & Treatment                      |       |                         |       |
|--|-------|-------------------------|-------|
| No. of ART Centres                             | 3     | No. of Link ART Centres | 10    |
| No. of CSCs                                    | 2     | No. of PLHA Regd        | 4,846 |
| Total No. of PLHA on 1st line ART (Cumulative) | 2,373 |                         |       |

| Finance                 | Allocation | Release | Expenditure |
|-------------------------|------------|---------|-------------|
| Amount (In Lakh Rupees) | 1,638      | 1,125   | 1,135       |



# JAMMU & KASHMIR

| Epidemic Scenario (2011) - Estimated | Total | Male  | Female |
|--------------------------------------|-------|-------|--------|
| Adult HIV Prevalence (%)             | 0.08  | 0.09  | 0.06   |
| No. of PLHA                          | 5,810 | 3,683 | 2,127  |
| No. of CLHA                          | 163   |       |        |
| No. of New Infections                | 1,192 |       |        |
| No. of AIDS related deaths           | 146   |       |        |

| Information Education Communication |     |
|-------------------------------------|-----|
| No. of Red Ribbon Clubs             | 96  |
| No. of School with AEP              | 100 |
| No. of PLHA Networks (DLN & SLN)    | 0   |

| STI/RTI Services                       |       |
|--|-------|
| No. of STI Clinics                     | 6     |
| No. of STI Episodes Treated in 2013-14 | 1,389 |

| Condom Promotion                               |          |
|--|----------|
| No. of Condom Outlets under CMSP-V             | 0        |
| No. of Condoms sold                            | 0        |
| No. of free condoms distributed (NACO to SACS) | 3,88,500 |

| Blood Safety                            |        |
|---|--------|
| No. of Blood Banks                      | 22     |
| No. of Blood Units Collected in 2013-14 | 18,820 |
| % of Units collected by VBD in 2013-14  | 71     |

| Link Worker Scheme                              |    |
|---|----|
| No. of Districts                                | NA |
| No. of HRG Covered in 2013-14                   | NA |
| No. of Vulnerable Population Covered in 2013-14 | NA |


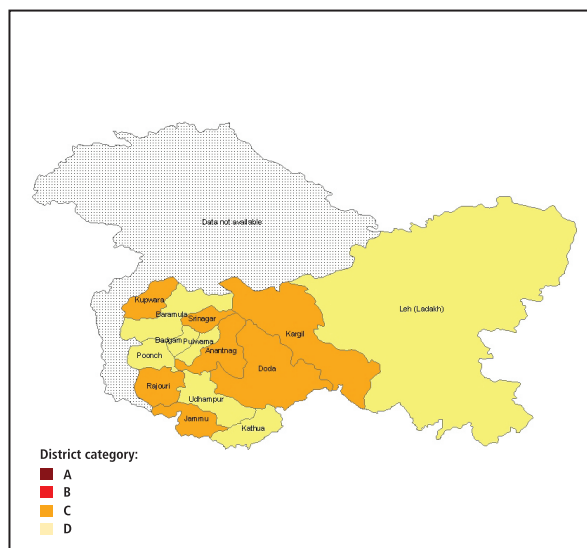
| Targeted Interventions                   | No. of TIs | No. Covered in 2013-14 |
|--|------------|------------------------|
| Female Sex Worker (FSW)                  | 3          | 0                      |
| Men who Have Sex with Men (MSM)          | 1          | 0                      |
| Injecting Drug User (IDU)                | 4          | 0                      |
| Trans-gender                             | 0          | 0                      |
| Single Male Migrants                     | 3          | 0                      |
| Long Distance Truckers                   | 2          | 0                      |
| Total (Including Core Composite Sites-4) | 17         |                        |

| Counseling & Testing Services                           | No. Tested | No. HIV Positive |
|---|------------|------------------|
| Total in 2013-14  | 23,946     | 340              |
| Pregnant Women in 2013-14                               | 10,123     | 15               |
| No. of Mother-Baby Pairs Received Nevirapine in 2013-14 | 8          |                  |
| Total no. of ICTC                                       | 35         |                  |
| No. of Stand Alone ICTC                                 | 35         |                  |
| No. of F-ICTC   | 0          |                  |
| No. of PPP model ICTC                                   | 0          |                  |

| Laboratory Services | No. of NRL | No. of SRL | No. of CD4 Machines |
|---------------------|------------|------------|---------------------|
|                     | 0          | 2          | 2                   |

| Care, Support & Treatment                      |       |                         |       |
|--|-------|-------------------------|-------|
| No. of ART Centres                             | 2     | No. of Link ART Centres | 4     |
| No. of CSCs                                    | 1     | No. of PLHA Regd        | 3,050 |
| Total No. of PLHA on 1st line ART (Cumulative) | 1,203 |                         |       |

| Finance                 | Allocation | Release | Expenditure |
|-------------------------|------------|---------|-------------|
| Amount (In Lakh Rupees) | 1,008      | 487     | 755         |





# JHARKHAND

| Epidemic Scenario (2011) - Estimated | Total  | Male   | Female |
|--------------------------------------|--------|--------|--------|
| Adult HIV Prevalence (%)             | 0.25   | 0.29   | 0.20   |
| No. of PLHA                          | 47,976 | 29,407 | 18,569 |
| No. of CLHA                          | 1,931  |        |        |
| No. of New Infections                | 9,085  |        |        |
| No. of AIDS related deaths           | 1,947  |        |        |

| Information Education Communication |    |
|-------------------------------------|----|
| No. of Red Ribbon Clubs             | 0  |
| No. of School with AEP              | 0  |
| No. of PLHA Networks (DLN & SLN)    | 13 |

| STI/RTI Services                       |        |
|--|--------|
| No. of STI Clinics                     | 27     |
| No. of STI Episodes Treated in 2013-14 | 91,752 |

| Condom Promotion                               |             |
|--|-------------|
| No. of Condom Outlets under CMSP-V             | 17,875      |
| No. of Condoms sold                            | 1,74,88,487 |
| No. of free condoms distributed (NACO to SACS) | 30,51,600   |

| Blood Safety                            |          |
|---|----------|
| No. of Blood Banks                      | 24       |
| No. of Blood Units Collected in 2013-14 | 1,01,576 |
| % of Units collected by VBD in 2013-14  | 81       |

| Link Worker Scheme                              |        |
|---|--------|
| No. of Districts                                | 3      |
| No. of HRG Covered in 2013-14                   | 1,076  |
| No. of Vulnerable Population Covered in 2013-14 | 14,168 |

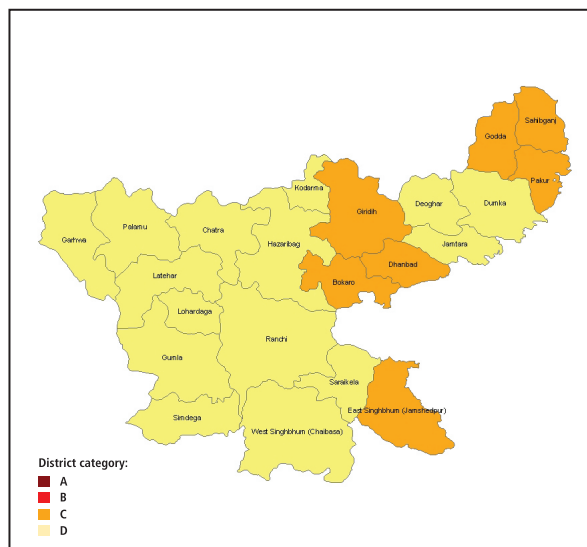
| Targeted Interventions                   | No. of TIs | No. Covered in 2013-14 |
|--|------------|------------------------|
| Female Sex Worker (FSW)                  | 25         | 0                      |
| Men who Have Sex with Men (MSM)          | 4          | 0                      |
| Injecting Drug User (IDU)                | 3          | 0                      |
| Trans-gender                             | 0          | 0                      |
| Single Male Migrants                     | 1          | 0                      |
| Long Distance Truckers                   | 4          | 0                      |
| Total (Including Core Composite Sites-2) | 39         |                        |

| Counseling & Testing Services                           | No. Tested | No. HIV Positive |
|---|------------|------------------|
| Total in 2013-14  | 2,24,612   | 1,813            |
| Pregnant Women in 2013-14                               | 96,039     | 82               |
| No. of Mother-Baby Pairs Received Nevirapine in 2013-14 | 56         |                  |
| Total no. of ICTC                                       | 262        |                  |
| No. of Stand Alone ICTC                                 | 79         |                  |
| No. of F-ICTC   | 180        |                  |
| No. of PPP model ICTC                                   | 3          |                  |

| Laboratory Services | No. of NRL | No. of SRL | No. of CD4 Machines |
|---------------------|------------|------------|---------------------|
|                     | 0          | 3          | 4                   |

| Care, Support & Treatment                      |       |                         |        |
|--|-------|-------------------------|--------|
| No. of ART Centres                             | 6     | No. of Link ART Centres | 6      |
| No. of CSCs                                    | 3     | No. of PLHA Regd        | 10,292 |
| Total No. of PLHA on 1st line ART (Cumulative) | 4,294 |                         |        |

| Finance                 | Allocation | Release | Expenditure |
|-------------------------|------------|---------|-------------|
| Amount (In Lakh Rupees) | 2,061      | 644     | 717         |



# KARNATAKA

| Epidemic Scenario (2011) - Estimated | Total    | Male     | Female |
|--------------------------------------|----------|----------|--------|
| Adult HIV Prevalence (%)             | 0.52     | 0.62     | 0.43   |
| No. of PLHA                          | 2,09,366 | 1,25,449 | 83,917 |
| No. of CLHA                          | 14,195   |          |        |
| No. of New Infections                | 9,024    |          |        |
| No. of AIDS related deaths           | 13,514   |          |        |

| Information Education Communication |     |
|-------------------------------------|-----|
| No. of Red Ribbon Clubs             | 537 |
| No. of School with AEP              | 0   |
| No. of PLHA Networks (DLN & SLN)    | 30  |

| STI/RTI Services                       |          |
|--|----------|
| No. of STI Clinics                     | 53       |
| No. of STI Episodes Treated in 2013-14 | 5,23,604 |

| Condom Promotion                               |             |
|--|-------------|
| No. of Condom Outlets under CMSP-V             | 8,352       |
| No. of Condoms sold                            | 60,14,136   |
| No. of free condoms distributed (NACO to SACS) | 3,51,69,200 |

| Blood Safety                            |          |
|---|----------|
| No. of Blood Banks                      | 66       |
| No. of Blood Units Collected in 2013-14 | 3,02,205 |
| % of Units collected by VBD in 2013-14  | 80       |

| Link Worker Scheme                              |        |
|---|--------|
| No. of Districts                                | 8      |
| No. of HRG Covered in 2013-14                   | 5,633  |
| No. of Vulnerable Population Covered in 2013-14 | 82,377 |

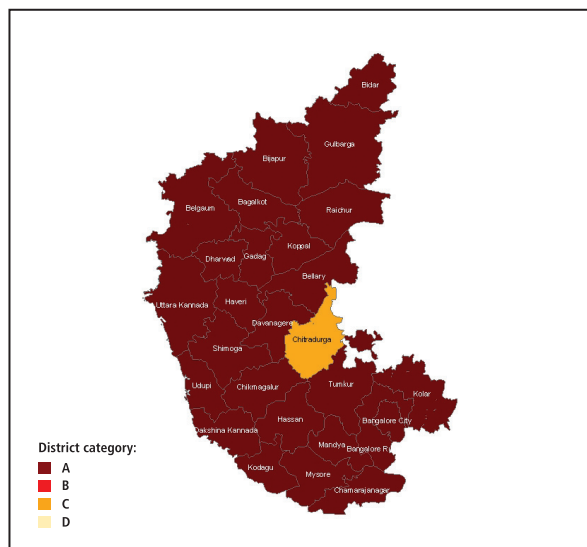
| Targeted Interventions                   | No. of TIs | No. Covered in 2013-14 |
|--|------------|------------------------|
| Female Sex Worker (FSW)                  | 66         | 85,496                 |
| Men who Have Sex with Men (MSM)          | 31         | 28,454                 |
| Injecting Drug User (IDU)                | 4          | 1,510                  |
| Trans-gender                             | 2          | 1,780                  |
| Single Male Migrants                     | 21         | 0                      |
| Long Distance Truckers                   | 7          | 0                      |
| Total (Including Core Composite Sites-4) | 135        |                        |

| Counseling & Testing Services                           | No. Tested | No. HIV Positive |
|---|------------|------------------|
| Total in 2013-14  | 28,33,898  | 30,906           |
| Pregnant Women in 2013-14                               | 11,72,894  | 1,445            |
| No. of Mother-Baby Pairs Received Nevirapine in 2013-14 | 1,006      |                  |
| Total no. of ICTC                                       | 1,637      |                  |
| No. of Stand Alone ICTC                                 | 459        |                  |
| No. of F-ICTC   | 965        |                  |
| No. of PPP model ICTC                                   | 213        |                  |

| Laboratory Services | No. of NRL | No. of SRL | No. of CD4 Machines |
|---------------------|------------|------------|---------------------|
|                     | 1          | 10         | 30                  |

| Care, Support & Treatment                      |        |                         |          |
|--|--------|-------------------------|----------|
| No. of ART Centres                             | 59     | No. of Link ART Centres | 179      |
| No. of CSCs                                    | 27     | No. of PLHA Regd        | 2,43,564 |
| Total No. of PLHA on 1st line ART (Cumulative) | 99,549 |                         |          |

| Finance                 | Allocation | Release | Expenditure |
|-------------------------|------------|---------|-------------|
| Amount (In Lakh Rupees) | 8,374      | 5,181   | 7,095       |



# KERALA

| Epidemic Scenario (2011) - Estimated | Total  | Male   | Female |
|--------------------------------------|--------|--------|--------|
| Adult HIV Prevalence (%)             | 0.12   | 0.14   | 0.10   |
| No. of PLHA                          | 25,092 | 14,306 | 10,786 |
| No. of CLHA                          | 1,408  |        |        |
| No. of New Infections                | 789    |        |        |
| No. of AIDS related deaths           | 1,738  |        |        |

| Information Education Communication |       |
|-------------------------------------|-------|
| No. of Red Ribbon Clubs             | 344   |
| No. of School with AEP              | 2,212 |
| No. of PLHA Networks (DLN & SLN)    | 14    |

| STI/RTI Services                       |          |
|--|----------|
| No. of STI Clinics                     | 21       |
| No. of STI Episodes Treated in 2013-14 | 1,66,673 |

| Condom Promotion                               |           |
|--|-----------|
| No. of Condom Outlets under CMSP-V             | NA        |
| No. of Condoms sold                            | NA        |
| No. of free condoms distributed (NACO to SACS) | 76,90,600 |

| Blood Safety                            |          |
|---|----------|
| No. of Blood Banks                      | 45       |
| No. of Blood Units Collected in 2013-14 | 2,43,792 |
| % of Units collected by VBD in 2013-14  | 90       |

| Link Worker Scheme                              |    |
|---|----|
| No. of Districts                                | NA |
| No. of HRG Covered in 2013-14                   | NA |
| No. of Vulnerable Population Covered in 2013-14 | NA |


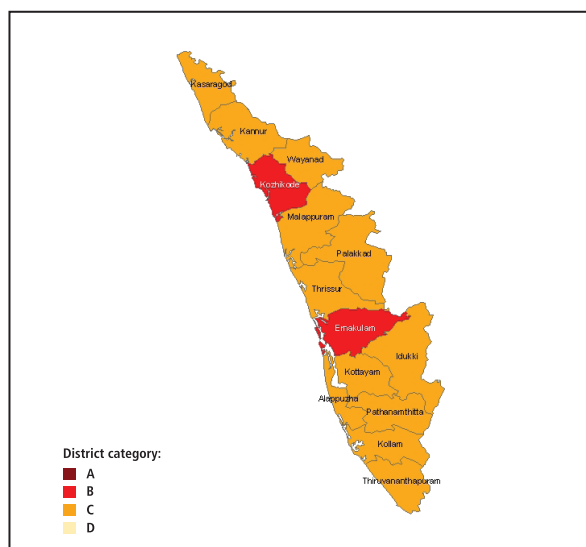
| Targeted Interventions                   | No. of TIs | No. Covered in 2013-14 |
|--|------------|------------------------|
| Female Sex Worker (FSW)                  | 20         | 27,711                 |
| Men who Have Sex with Men (MSM)          | 14         | 19,491                 |
| Injecting Drug User (IDU)                | 8          | 3,530                  |
| Trans-gender                             | 8          | 0                      |
| Single Male Migrants                     | 10         | 20,396                 |
| Long Distance Truckers                   | 2          | 4,358                  |
| Total (Including Core Composite Sites-0) | 62         |                        |

| Counseling & Testing Services                           | No. Tested | No. HIV Positive |
|---|------------|------------------|
| Total in 2013-14  | 5,17,410   | 1,660            |
| Pregnant Women in 2013-14                               | 1,61,753   | 44               |
| No. of Mother-Baby Pairs Received Nevirapine in 2013-14 | 59         |                  |
| Total no. of ICTC                                       | 302        |                  |
| No. of Stand Alone ICTC                                 | 166        |                  |
| No. of F-ICTC   | 89         |                  |
| No. of PPP model ICTC                                   | 47         |                  |

| Laboratory Services | No. of NRL | No. of SRL | No. of CD4 Machines |
|---------------------|------------|------------|---------------------|
|                     | 0          | 5          | 6                   |

| Care, Support & Treatment                      |       |                         |        |
|--|-------|-------------------------|--------|
| No. of ART Centres                             | 8     | No. of Link ART Centres | 13     |
| No. of CSCs                                    | 5     | No. of PLHA Regd        | 17,724 |
| Total No. of PLHA on 1st line ART (Cumulative) | 8,293 |                         |        |

| Finance                 | Allocation | Release | Expenditure |
|-------------------------|------------|---------|-------------|
| Amount (In Lakh Rupees) | 2,960      | 2,345   | 2,499       |



# MADHYA PRADESH

| Epidemic Scenario (2011) - Estimated | Total  | Male   | Female |
|--------------------------------------|--------|--------|--------|
| Adult HIV Prevalence (%)             | 0.09   | 0.10   | 0.07   |
| No. of PLHA                          | 40,450 | 24,681 | 15,769 |
| No. of CLHA                          | 3,789  |        |        |
| No. of New Infections                | 2,387  |        |        |
| No. of AIDS related deaths           | 3,325  |        |        |

| Information Education Communication |    |
|-------------------------------------|----|
| No. of Red Ribbon Clubs             | 50 |
| No. of School with AEP              | 0  |
| No. of PLHA Networks (DLN & SLN)    | 20 |

| STI/RTI Services                       |          |
|--|----------|
| No. of STI Clinics                     | 63       |
| No. of STI Episodes Treated in 2013-14 | 2,88,504 |

| Condom Promotion                               |             |
|--|-------------|
| No. of Condom Outlets under CMSP-V             | 76,245      |
| No. of Condoms sold                            | 7,19,99,420 |
| No. of free condoms distributed (NACO to SACS) | 1,12,14,000 |

| Blood Safety                            |          |
|---|----------|
| No. of Blood Banks                      | 61       |
| No. of Blood Units Collected in 2013-14 | 2,37,447 |
| % of Units collected by VBD in 2013-14  | 95       |

| Link Worker Scheme                              |          |
|---|----------|
| No. of Districts                                | 12       |
| No. of HRG Covered in 2013-14                   | 8,873    |
| No. of Vulnerable Population Covered in 2013-14 | 1,17,535 |


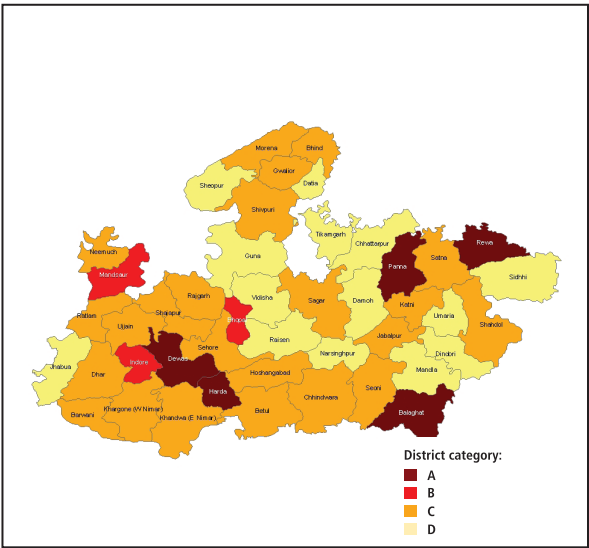
| Targeted Interventions                    | No. of TIs | No. Covered in 2013-14 |
|---|------------|------------------------|
| Female Sex Worker (FSW)                   | 26         | 23,984                 |
| Men who Have Sex with Men (MSM)           | 6          | 7,537                  |
| Injecting Drug User (IDU)                 | 11         | 5,185                  |
| Trans-gender                              | 0          | 0                      |
| Single Male Migrants                      | 7          | 19,426                 |
| Long Distance Truckers                    | 6          | 48,647                 |
| Total (Including Core Composite Sites-26) | 82         |                        |

| Counseling & Testing Services                           | No. Tested | No. HIV Positive |
|---|------------|------------------|
| Total in 2013-14  | 8,64,383   | 4,978            |
| Pregnant Women in 2013-14                               | 5,10,463   | 336              |
| No. of Mother-Baby Pairs Received Nevirapine in 2013-14 | 231        |                  |
| Total no. of ICTC                                       | 774        |                  |
| No. of Stand Alone ICTC                                 | 143        |                  |
| No. of F-ICTC   | 612        |                  |
| No. of PPP model ICTC                                   | 19         |                  |

| Laboratory Services | No. of NRL | No. of SRL | No. of CD4 Machines |
|---------------------|------------|------------|---------------------|
|                     | 0          | 4          | 9                   |

| Care, Support & Treatment                      |        |                         |        |
|--|--------|-------------------------|--------|
| No. of ART Centres                             | 15     | No. of Link ART Centres | 40     |
| No. of CSCs                                    | 8      | No. of PLHA Regd        | 25,803 |
| Total No. of PLHA on 1st line ART (Cumulative) | 10,458 |                         |        |

| Finance                 | Allocation | Release | Expenditure |
|-------------------------|------------|---------|-------------|
| Amount (In Lakh Rupees) | 4,734      | 906     | 3,246       |



# MAHARASHTRA

| Epidemic Scenario (2011) - Estimated | Total    | Male     | Female   |
|--------------------------------------|----------|----------|----------|
| Adult HIV Prevalence (%)             | 0.42     | 0.49     | 0.35     |
| No. of PLHA                          | 3,15,852 | 1,92,138 | 1,23,714 |
| No. of CLHA                          | 28,982   |          |          |
| No. of New Infections                | 5,893    |          |          |
| No. of AIDS related deaths           | 23,764   |          |          |

| Information Education Communication |     |
|-------------------------------------|-----|
| No. of Red Ribbon Clubs             | 961 |
| No. of School with AEP              | 0   |
| No. of PLHA Networks (DLN & SLN)    | 29  |

| STI/RTI Services                       |          |
|--|----------|
| No. of STI Clinics                     | 75       |
| No. of STI Episodes Treated in 2013-14 | 9,09,862 |

| Condom Promotion                               |             |
|--|-------------|
| No. of Condom Outlets under CMSP-V             | 71,566      |
| No. of Condoms sold                            | 3,83,40,708 |
| No. of free condoms distributed (NACO to SACS) | 5,52,18,040 |

| Blood Safety                            |          |
|---|----------|
| No. of Blood Banks                      | 109      |
| No. of Blood Units Collected in 2013-14 | 7,07,574 |
| % of Units collected by VBD in 2013-14  | 97       |

| Link Worker Scheme                              |           |
|---|-----------|
| No. of Districts                                | 25        |
| No. of HRG Covered in 2013-14                   | 28,031    |
| No. of Vulnerable Population Covered in 2013-14 | 10,78,359 |


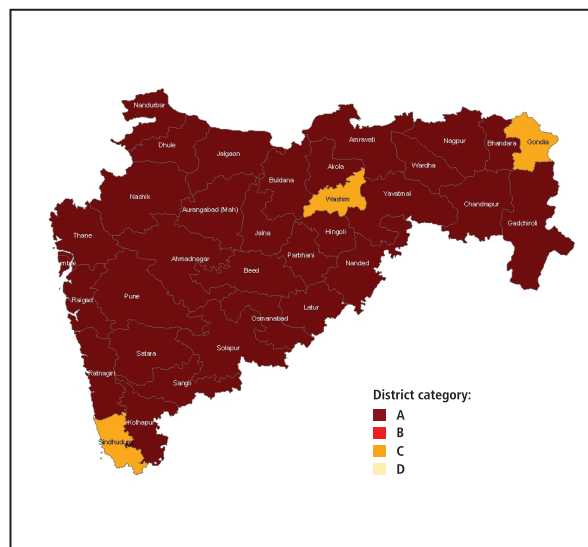
| Targeted Interventions                    | No. of TIs | No. Covered in 2013-14 |
|---|------------|------------------------|
| Female Sex Worker (FSW)                   | 65         | 77,567                 |
| Men who Have Sex with Men (MSM)           | 15         | 26,168                 |
| Injecting Drug User (IDU)                 | 4          | 2,319                  |
| Trans-gender                              | 5          | 4,489                  |
| Single Male Migrants                      | 56         | 10,16,627              |
| Long Distance Truckers                    | 12         | 86,803                 |
| Total (Including Core Composite Sites-24) | 181        |                        |

| Counseling & Testing Services                           | No. Tested | No. HIV Positive |
|---|------------|------------------|
| Total in 2013-14  | 36,26,788  | 43,926           |
| Pregnant Women in 2013-14                               | 15,76,921  | 1,814            |
| No. of Mother-Baby Pairs Received Nevirapine in 2013-14 | 2,233      |                  |
| Total no. of ICTC                                       | 3,181      |                  |
| No. of Stand Alone ICTC                                 | 656        |                  |
| No. of F-ICTC   | 1,814      |                  |
| No. of PPP model ICTC                                   | 711        |                  |

| Laboratory Services | No. of NRL | No. of SRL | No. of CD4 Machines |
|---------------------|------------|------------|---------------------|
|                     | 2          | 16         | 40                  |

| Care, Support & Treatment                      |          |                         |          |
|--|----------|-------------------------|----------|
| No. of ART Centres                             | 70       | No. of Link ART Centres | 136      |
| No. of CSCs                                    | 32       | No. of PLHA Regd        | 3,49,785 |
| Total No. of PLHA on 1st line ART (Cumulative) | 1,71,740 |                         |          |

| Finance                 | Allocation | Release | Expenditure |
|-------------------------|------------|---------|-------------|
| Amount (In Lakh Rupees) | 14,493     | 9,234   | 10,710      |



# MANIPUR

| Epidemic Scenario (2011) - Estimated | Total  | Male   | Female |
|--------------------------------------|--------|--------|--------|
| Adult HIV Prevalence (%)             | 1.22   | 1.41   | 1.03   |
| No. of PLHA                          | 25,370 | 15,204 | 10,166 |
| No. of CLHA                          | 1,552  |        |        |
| No. of New Infections                | 1,354  |        |        |
| No. of AIDS related deaths           | 1,905  |        |        |

| Information Education Communication |    |
|-------------------------------------|----|
| No. of Red Ribbon Clubs             | 5  |
| No. of School with AEP              | 0  |
| No. of PLHA Networks (DLN & SLN)    | 28 |

| STI/RTI Services                       |        |
|--|--------|
| No. of STI Clinics                     | 10     |
| No. of STI Episodes Treated in 2013-14 | 39,419 |

| Condom Promotion                               |           |
|--|-----------|
| No. of Condom Outlets under CMSP-V             | NA        |
| No. of Condoms sold                            | NA        |
| No. of free condoms distributed (NACO to SACS) | 43,39,360 |

| Blood Safety                            |        |
|---|--------|
| No. of Blood Banks                      | 3      |
| No. of Blood Units Collected in 2013-14 | 18,505 |
| % of Units collected by VBD in 2013-14  | 54     |

| Link Worker Scheme                              |        |
|---|--------|
| No. of Districts                                | 9      |
| No. of HRG Covered in 2013-14                   | 1,966  |
| No. of Vulnerable Population Covered in 2013-14 | 23,523 |

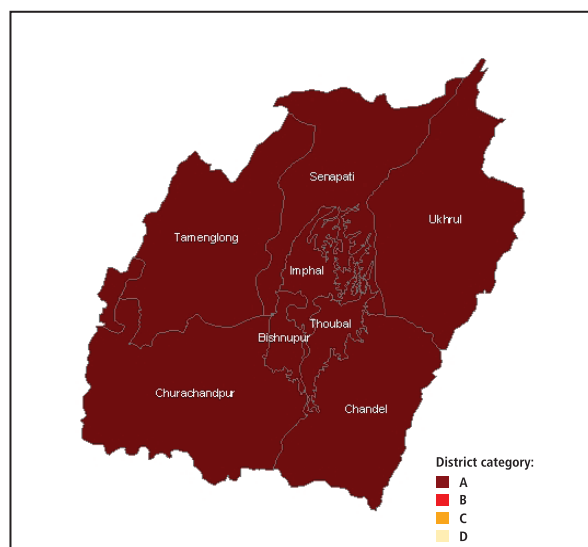
| Targeted Interventions                   | No. of TIs | No. Covered in 2013-14 |
|--|------------|------------------------|
| Female Sex Worker (FSW)                  | 6          | 5,912                  |
| Men who Have Sex with Men (MSM)          | 4          | 1,242                  |
| Injecting Drug User (IDU)                | 55         | 17,771                 |
| Trans-gender                             | 0          | 0                      |
| Single Male Migrants                     | 2          | 1,935                  |
| Long Distance Truckers                   | 0          | 0                      |
| Total (Including Core Composite Sites-7) | 74         |                        |

| Counseling & Testing Services                           | No. Tested | No. HIV Positive |
|---|------------|------------------|
| Total in 2013-14  | 91,611     | 1,660            |
| Pregnant Women in 2013-14                               | 40,028     | 124              |
| No. of Mother-Baby Pairs Received Nevirapine in 2013-14 | 182        |                  |
| Total no. of ICTC                                       | 104        |                  |
| No. of Stand Alone ICTC                                 | 60         |                  |
| No. of F-ICTC   | 32         |                  |
| No. of PPP model ICTC                                   | 12         |                  |

| Laboratory Services | No. of NRL | No. of SRL | No. of CD4 Machines |
|---------------------|------------|------------|---------------------|
|                     | 1          | 1          | 6                   |

| Care, Support & Treatment                      |       |                         |        |
|--|-------|-------------------------|--------|
| No. of ART Centres                             | 10    | No. of Link ART Centres | 11     |
| No. of CSCs                                    | 5     | No. of PLHA Regd        | 19,333 |
| Total No. of PLHA on 1st line ART (Cumulative) | 8,783 |                         |        |

| Finance                 | Allocation | Release | Expenditure |
|-------------------------|------------|---------|-------------|
| Amount (In Lakh Rupees) | 2,854      | 1,984   | 2,148       |



# MEGHALAYA

| Epidemic Scenario (2011) - Estimated | Total | Male  | Female |
|--------------------------------------|-------|-------|--------|
| Adult HIV Prevalence (%)             | 0.13  | 0.15  | 0.10   |
| No. of PLHA                          | 2,380 | 1,442 | 938    |
| No. of CLHA                          | 63    |       |        |
| No. of New Infections                | 460   |       |        |
| No. of AIDS related deaths           | 88    |       |        |

| Information Education Communication |   |
|-------------------------------------|---|
| No. of Red Ribbon Clubs             | 5 |
| No. of School with AEP              | 0 |
| No. of PLHA Networks (DLN & SLN)    | 0 |

| STI/RTI Services                       |        |
|--|--------|
| No. of STI Clinics                     | 9      |
| No. of STI Episodes Treated in 2013-14 | 12,035 |

| Condom Promotion                               |          |
|--|----------|
| No. of Condom Outlets under CMSP-V             | NA       |
| No. of Condoms sold                            | NA       |
| No. of free condoms distributed (NACO to SACS) | 7,32,500 |

| Blood Safety                            |        |
|---|--------|
| No. of Blood Banks                      | 5      |
| No. of Blood Units Collected in 2013-14 | 11,017 |
| % of Units collected by VBD in 2013-14  | 54     |

| Link Worker Scheme                              |    |
|---|----|
| No. of Districts                                | NA |
| No. of HRG Covered in 2013-14                   | NA |
| No. of Vulnerable Population Covered in 2013-14 | NA |

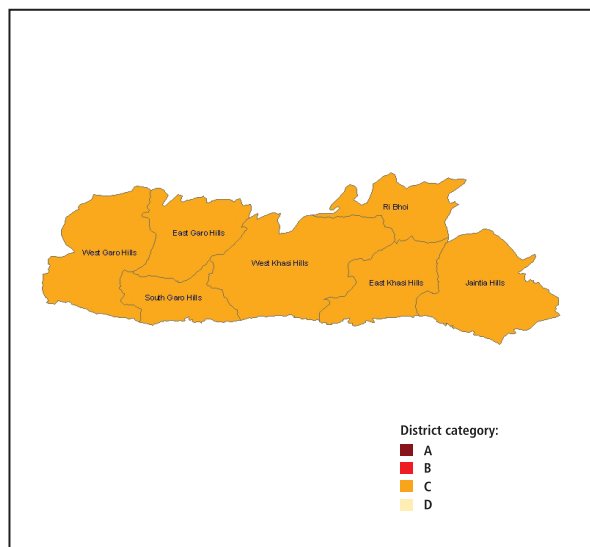
| Targeted Interventions                   | No. of TIs | No. Covered in 2013-14 |
|--|------------|------------------------|
| Female Sex Worker (FSW)                  | 3          | 1,366                  |
| Men who Have Sex with Men (MSM)          | 0          | 236                    |
| Injecting Drug User (IDU)                | 4          | 1,006                  |
| Trans-gender                             | 0          | 0                      |
| Single Male Migrants                     | 1          | 2,741                  |
| Long Distance Truckers                   | 0          | 0                      |
| Total (Including Core Composite Sites-2) | 10         |                        |

| Counseling & Testing Services                           | No. Tested | No. HIV Positive |
|---|------------|------------------|
| Total in 2013-14  | 41,300     | 459              |
| Pregnant Women in 2013-14                               | 21,577     | 71               |
| No. of Mother-Baby Pairs Received Nevirapine in 2013-14 | 26         |                  |
| Total no. of ICTC                                       | 28         |                  |
| No. of Stand Alone ICTC                                 | 19         |                  |
| No. of F-ICTC   | 5          |                  |
| No. of PPP model ICTC                                   | 4          |                  |

| Laboratory Services | No. of NRL | No. of SRL | No. of CD4 Machines |
|---------------------|------------|------------|---------------------|
|                     | 0          | 1          | 1                   |

| Care, Support & Treatment                      |     |                         |       |
|--|-----|-------------------------|-------|
| No. of ART Centres                             | 1   | No. of Link ART Centres | 8     |
| No. of CSCs                                    | 1   | No. of PLHA Regd        | 1,301 |
| Total No. of PLHA on 1st line ART (Cumulative) | 445 |                         |       |

| Finance                 | Allocation | Release | Expenditure |
|-------------------------|------------|---------|-------------|
| Amount (In Lakh Rupees) | 588        | 475     | 518         |



# MIZORAM

| Epidemic Scenario (2011) - Estimated | Total | Male  | Female |
|--------------------------------------|-------|-------|--------|
| Adult HIV Prevalence (%)             | 0.74  | 0.88  | 0.60   |
| No. of PLHA                          | 5,346 | 3,220 | 2,126  |
| No. of CLHA                          | 251   |       |        |
| No. of New Infections                | 376   |       |        |
| No. of AIDS related deaths           | 286   |       |        |

| Information Education Communication |     |
|-------------------------------------|-----|
| No. of Red Ribbon Clubs             | 1   |
| No. of School with AEP              | 288 |
| No. of PLHA Networks (DLN & SLN)    | 5   |

| STI/RTI Services                       |        |
|--|--------|
| No. of STI Clinics                     | 9      |
| No. of STI Episodes Treated in 2013-14 | 35,662 |

| Condom Promotion                               |           |
|--|-----------|
| No. of Condom Outlets under CMSP-V             | NA        |
| No. of Condoms sold                            | NA        |
| No. of free condoms distributed (NACO to SACS) | 10,20,180 |

| Blood Safety                            |        |
|---|--------|
| No. of Blood Banks                      | 10     |
| No. of Blood Units Collected in 2013-14 | 22,226 |
| % of Units collected by VBD in 2013-14  | 93     |

| Link Worker Scheme                              |        |
|---|--------|
| No. of Districts                                | 3      |
| No. of HRG Covered in 2013-14                   | 1,256  |
| No. of Vulnerable Population Covered in 2013-14 | 10,414 |

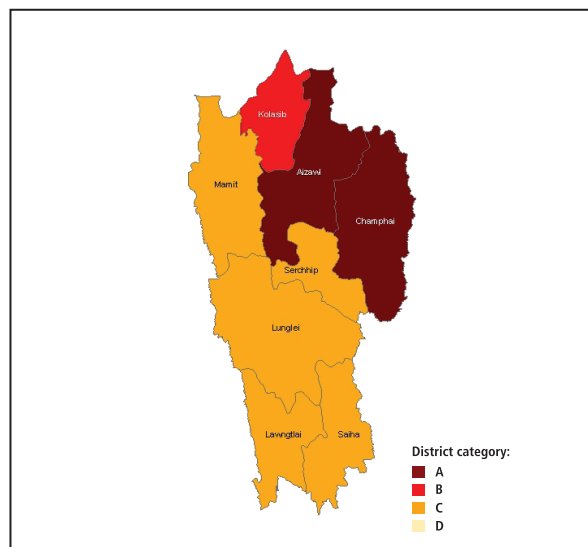
| Targeted Interventions                   | No. of TIs | No. Covered in 2013-14 |
|--|------------|------------------------|
| Female Sex Worker (FSW)                  | 1          | 516                    |
| Men who Have Sex with Men (MSM)          | 1          | 39                     |
| Injecting Drug User (IDU)                | 23         | 8,565                  |
| Trans-gender                             | 0          | 0                      |
| Single Male Migrants                     | 4          | 11,154                 |
| Long Distance Truckers                   | 0          | 0                      |
| Total (Including Core Composite Sites-8) | 37         |                        |

| Counseling & Testing Services                           | No. Tested | No. HIV Positive |
|---|------------|------------------|
| Total in 2013-14  | 56,736     | 1,160            |
| Pregnant Women in 2013-14                               | 18,880     | 132              |
| No. of Mother-Baby Pairs Received Nevirapine in 2013-14 | 140        |                  |
| Total no. of ICTC                                       | 77         |                  |
| No. of Stand Alone ICTC                                 | 37         |                  |
| No. of F-ICTC   | 30         |                  |
| No. of PPP model ICTC                                   | 10         |                  |

| Laboratory Services | No. of NRL | No. of SRL | No. of CD4 Machines |
|---------------------|------------|------------|---------------------|
|                     | 0          | 1          | 1                   |

| Care, Support & Treatment                      |       |                         |       |
|--|-------|-------------------------|-------|
| No. of ART Centres                             | 3     | No. of Link ART Centres | 5     |
| No. of CSCs                                    | 1     | No. of PLHA Regd        | 6,695 |
| Total No. of PLHA on 1st line ART (Cumulative) | 2,552 |                         |       |

| Finance                 | Allocation | Release | Expenditure |
|-------------------------|------------|---------|-------------|
| Amount (In Lakh Rupees) | 1,607      | 1,365   | 1,533       |





# NAGALAND

| Epidemic Scenario (2011) - Estimated | Total | Male  | Female |
|--------------------------------------|-------|-------|--------|
| Adult HIV Prevalence (%)             | 0.73  | 0.86  | 0.58   |
| No. of PLHA                          | 9,715 | 5,971 | 3,744  |
| No. of CLHA                          | 547   |       |        |
| No. of New Infections                | 560   |       |        |
| No. of AIDS related deaths           | 581   |       |        |

| Information Education Communication |    |
|-------------------------------------|----|
| No. of Red Ribbon Clubs             | 8  |
| No. of School with AEP              | 30 |
| No. of PLHA Networks (DLN & SLN)    | 9  |

| STI/RTI Services                       |        |
|--|--------|
| No. of STI Clinics                     | 11     |
| No. of STI Episodes Treated in 2013-14 | 51,543 |

| Condom Promotion                               |           |
|--|-----------|
| No. of Condom Outlets under CMSP-V             | NA        |
| No. of Condoms sold                            | NA        |
| No. of free condoms distributed (NACO to SACS) | 11,10,000 |

| Blood Safety                            |       |
|---|-------|
| No. of Blood Banks                      | 8     |
| No. of Blood Units Collected in 2013-14 | 8,136 |
| % of Units collected by VBD in 2013-14  | 58    |

| Link Worker Scheme                              |    |
|---|----|
| No. of Districts                                | NA |
| No. of HRG Covered in 2013-14                   | NA |
| No. of Vulnerable Population Covered in 2013-14 | NA |

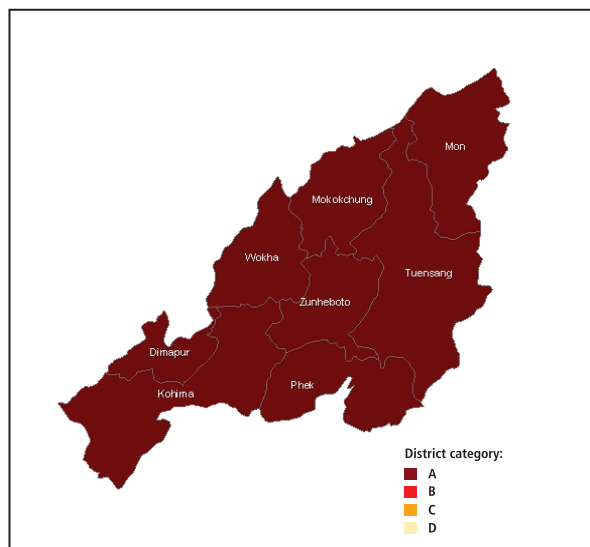
| Targeted Interventions                    | No. of TIs | No. Covered in 2013-14 |
|---|------------|------------------------|
| Female Sex Worker (FSW)                   | 2          | 2,696                  |
| Men who Have Sex with Men (MSM)           | 3          | 1,229                  |
| Injecting Drug User (IDU)                 | 30         | 13,030                 |
| Trans-gender                              | 0          | 0                      |
| Single Male Migrants                      | 1          | 5,002                  |
| Long Distance Truckers                    | 1          | 439                    |
| Total (Including Core Composite Sites-16) | 53         |                        |

| Counseling & Testing Services                           | No. Tested | No. HIV Positive |
|---|------------|------------------|
| Total in 2013-14  | 96,586     | 1,672            |
| Pregnant Women in 2013-14                               | 19,588     | 163              |
| No. of Mother-Baby Pairs Received Nevirapine in 2013-14 | 125        |                  |
| Total no. of ICTC                                       | 120        |                  |
| No. of Stand Alone ICTC                                 | 70         |                  |
| No. of F-ICTC   | 49         |                  |
| No. of PPP model ICTC                                   | 1          |                  |

| Laboratory Services | No. of NRL | No. of SRL | No. of CD4 Machines |
|---------------------|------------|------------|---------------------|
|                     | 0          | 2          | 4                   |

| Care, Support & Treatment                      |       |                         |        |
|--|-------|-------------------------|--------|
| No. of ART Centres                             | 6     | No. of Link ART Centres | 8      |
| No. of CSCs                                    | 3     | No. of PLHA Regd        | 10,111 |
| Total No. of PLHA on 1st line ART (Cumulative) | 4,416 |                         |        |

| Finance                 | Allocation | Release | Expenditure |
|-------------------------|------------|---------|-------------|
| Amount (In Lakh Rupees) | 2,354      | 2,145   | 2,353       |



# ODISHA

| Epidemic Scenario (2011) - Estimated | Total    | Male   | Female |
|--------------------------------------|----------|--------|--------|
| Adult HIV Prevalence (%)             | 0.40     | 0.48   | 0.32   |
| No. of PLHA                          | 1,03,859 | 62,394 | 41,465 |
| No. of CLHA                          | 4,815    |        |        |
| No. of New Infections                | 12,703   |        |        |
| No. of AIDS related deaths           | 6,330    |        |        |

| Information Education Communication |    |
|-------------------------------------|----|
| No. of Red Ribbon Clubs             | 50 |
| No. of School with AEP              | 0  |
| No. of PLHA Networks (DLN & SLN)    | 20 |

| STI/RTI Services                       |          |
|--|----------|
| No. of STI Clinics                     | 38       |
| No. of STI Episodes Treated in 2013-14 | 1,47,211 |

| Condom Promotion                               |           |
|--|-----------|
| No. of Condom Outlets under CMSP-V             | 1,551     |
| No. of Condoms sold                            | 21,36,937 |
| No. of free condoms distributed (NACO to SACS) | 50,96,400 |

| Blood Safety                            |          |
|---|----------|
| No. of Blood Banks                      | 61       |
| No. of Blood Units Collected in 2013-14 | 2,57,711 |
| % of Units collected by VBD in 2013-14  | 69       |

| Link Worker Scheme                              |          |
|---|----------|
| No. of Districts                                | 6        |
| No. of HRG Covered in 2013-14                   | 2,518    |
| No. of Vulnerable Population Covered in 2013-14 | 2,55,153 |

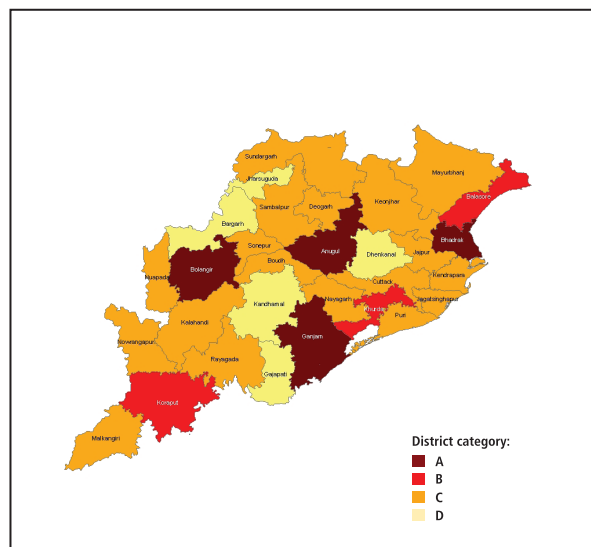
| Targeted Interventions                    | No. of TIs | No. Covered in 2013-14 |
|---|------------|------------------------|
| Female Sex Worker (FSW)                   | 13         | 6,144                  |
| Men who Have Sex with Men (MSM)           | 2          | 2,399                  |
| Injecting Drug User (IDU)                 | 7          | 1,702                  |
| Trans-gender                              | 0          | 0                      |
| Single Male Migrants                      | 7          | 89,112                 |
| Long Distance Truckers                    | 1          | 0                      |
| Total (Including Core Composite Sites-23) | 53         |                        |

| Counseling & Testing Services                           | No. Tested | No. HIV Positive |
|---|------------|------------------|
| Total in 2013-14  | 5,99,909   | 3,467            |
| Pregnant Women in 2013-14                               | 2,89,899   | 233              |
| No. of Mother-Baby Pairs Received Nevirapine in 2013-14 | 180        |                  |
| Total no. of ICTC                                       | 410        |                  |
| No. of Stand Alone ICTC                                 | 227        |                  |
| No. of F-ICTC   | 169        |                  |
| No. of PPP model ICTC                                   | 14         |                  |

| Laboratory Services | No. of NRL | No. of SRL | No. of CD4 Machines |
|---------------------|------------|------------|---------------------|
|                     | 0          | 3          | 7                   |

| Care, Support & Treatment                      |       |                         |        |
|--|-------|-------------------------|--------|
| No. of ART Centres                             | 9     | No. of Link ART Centres | 25     |
| No. of CSCs                                    | 4     | No. of PLHA Regd        | 21,943 |
| Total No. of PLHA on 1st line ART (Cumulative) | 7,848 |                         |        |

| Finance                 | Allocation | Release | Expenditure |
|-------------------------|------------|---------|-------------|
| Amount (In Lakh Rupees) | 3,696      | 2,563   | 2,389       |



# PUDUCHERRY

| Epidemic Scenario (2011) - Estimated | Total | Male | Female |
|--------------------------------------|-------|------|--------|
| Adult HIV Prevalence (%)             | 0.15  | 0.18 | 0.12   |
| No. of PLHA                          | 1,255 | 734  | 521    |
| No. of CLHA                          | 70    |      |        |
| No. of New Infections                | 33    |      |        |
| No. of AIDS related deaths           | 24    |      |        |

| Information Education Communication |     |
|-------------------------------------|-----|
| No. of Red Ribbon Clubs             | 5   |
| No. of School with AEP              | 125 |
| No. of PLHA Networks (DLN & SLN)    | 0   |

| STI/RTI Services                       |        |
|--|--------|
| No. of STI Clinics                     | 5      |
| No. of STI Episodes Treated in 2013-14 | 14,437 |

| Condom Promotion                               |           |
|--|-----------|
| No. of Condom Outlets under CMSP-V             | NA        |
| No. of Condoms sold                            | NA        |
| No. of free condoms distributed (NACO to SACS) | 13,87,700 |

| Blood Safety                            |        |
|---|--------|
| No. of Blood Banks                      | 5      |
| No. of Blood Units Collected in 2013-14 | 22,698 |
| % of Units collected by VBD in 2013-14  | 73     |

| Link Worker Scheme                              |    |
|---|----|
| No. of Districts                                | NA |
| No. of HRG Covered in 2013-14                   | NA |
| No. of Vulnerable Population Covered in 2013-14 | NA |

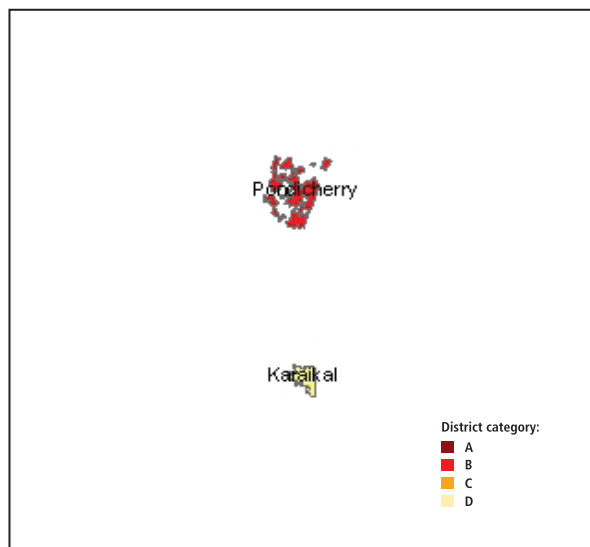
| Targeted Interventions                   | No. of TIs | No. Covered in 2013-14 |
|--|------------|------------------------|
| Female Sex Worker (FSW)                  | 1          | 1,909                  |
| Men who Have Sex with Men (MSM)          | 1          | 1,906                  |
| Injecting Drug User (IDU)                | 0          | 0                      |
| Trans-gender                             | 0          | 0                      |
| Single Male Migrants                     | 1          | 13,975                 |
| Long Distance Truckers                   | 0          | 0                      |
| Total (Including Core Composite Sites-2) | 5          |                        |

| Counseling & Testing Services                           | No. Tested | No. HIV Positive |
|---|------------|------------------|
| Total in 2013-14  | 98,521     | 635              |
| Pregnant Women in 2013-14                               | 32,286     | 10               |
| No. of Mother-Baby Pairs Received Nevirapine in 2013-14 | 31         |                  |
| Total no. of ICTC                                       | 28         |                  |
| No. of Stand Alone ICTC                                 | 12         |                  |
| No. of F-ICTC   | 12         |                  |
| No. of PPP model ICTC                                   | 4          |                  |

| Laboratory Services | No. of NRL | No. of SRL | No. of CD4 Machines |
|---------------------|------------|------------|---------------------|
|                     | 0          | 1          | 1                   |

| Care, Support & Treatment                      |     |                         |       |
|--|-----|-------------------------|-------|
| No. of ART Centres                             | 1   | No. of Link ART Centres | 0     |
| No. of CSCs                                    | 1   | No. of PLHA Regd        | 1,890 |
| Total No. of PLHA on 1st line ART (Cumulative) | 950 |                         |       |

| Finance                 | Allocation | Release | Expenditure |
|-------------------------|------------|---------|-------------|
| Amount (In Lakh Rupees) | 437        | 331     | 379         |



# PUNJAB

| Epidemic Scenario (2011) - Estimated | Total  | Male   | Female |
|--------------------------------------|--------|--------|--------|
| Adult HIV Prevalence (%)             | 0.18   | 0.22   | 0.15   |
| No. of PLHA                          | 31,963 | 19,805 | 12,158 |
| No. of CLHA                          | 1,254  |        |        |
| No. of New Infections                | 3,325  |        |        |
| No. of AIDS related deaths           | 1,104  |        |        |

| Information Education Communication |     |
|-------------------------------------|-----|
| No. of Red Ribbon Clubs             | 135 |
| No. of School with AEP              | 500 |
| No. of PLHA Networks (DLN & SLN)    | 14  |

| STI/RTI Services                       |        |
|--|--------|
| No. of STI Clinics                     | 28     |
| No. of STI Episodes Treated in 2013-14 | 83,644 |

| Condom Promotion                               |             |
|--|-------------|
| No. of Condom Outlets under CMSP-V             | 28,945      |
| No. of Condoms sold                            | 3,43,76,778 |
| No. of free condoms distributed (NACO to SACS) | 87,04,000   |

| Blood Safety                            |          |
|---|----------|
| No. of Blood Banks                      | 45       |
| No. of Blood Units Collected in 2013-14 | 1,86,378 |
| % of Units collected by VBD in 2013-14  | 81       |

| Link Worker Scheme                              |        |
|---|--------|
| No. of Districts                                | 2      |
| No. of HRG Covered in 2013-14                   | 6,561  |
| No. of Vulnerable Population Covered in 2013-14 | 12,110 |

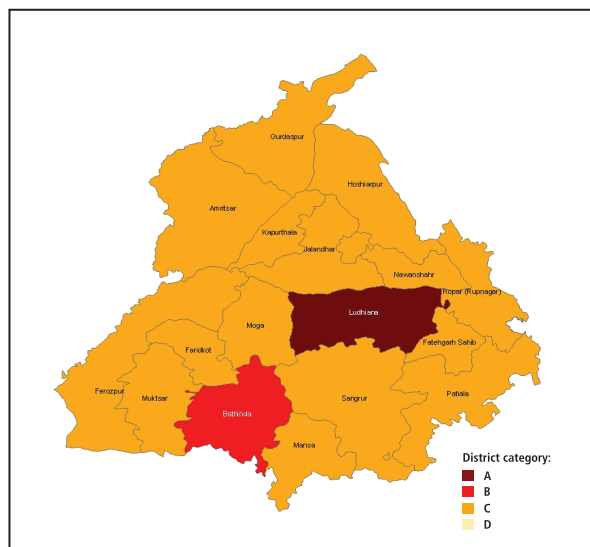
| Targeted Interventions                    | No. of TIs | No. Covered in 2013-14 |
|---|------------|------------------------|
| Female Sex Worker (FSW)                   | 16         | 19,240                 |
| Men who Have Sex with Men (MSM)           | 0          | 2,616                  |
| Injecting Drug User (IDU)                 | 24         | 12,136                 |
| Trans-gender                              | 0          | 0                      |
| Single Male Migrants                      | 5          | 46,413                 |
| Long Distance Truckers                    | 4          | 14,971                 |
| Total (Including Core Composite Sites-28) | 77         |                        |

| Counseling & Testing Services                           | No. Tested | No. HIV Positive |
|---|------------|------------------|
| Total in 2013-14  | 3,41,986   | 4,537            |
| Pregnant Women in 2013-14                               | 1,62,784   | 260              |
| No. of Mother-Baby Pairs Received Nevirapine in 2013-14 | 132        |                  |
| Total no. of ICTC                                       | 246        |                  |
| No. of Stand Alone ICTC                                 | 93         |                  |
| No. of F-ICTC   | 150        |                  |
| No. of PPP model ICTC                                   | 3          |                  |

| Laboratory Services | No. of NRL | No. of SRL | No. of CD4 Machines |
|---------------------|------------|------------|---------------------|
|                     | 0          | 2          | 5                   |

| Care, Support & Treatment                      |        |                         |        |
|--|--------|-------------------------|--------|
| No. of ART Centres                             | 7      | No. of Link ART Centres | 6      |
| No. of CSCs                                    | 5      | No. of PLHA Regd        | 30,060 |
| Total No. of PLHA on 1st line ART (Cumulative) | 12,780 |                         |        |

| Finance                 | Allocation | Release | Expenditure |
|-------------------------|------------|---------|-------------|
| Amount (In Lakh Rupees) | 3,020      | 1,818   | 2,317       |



# RAJASTHAN

| Epidemic Scenario (2011) - Estimated | Total  | Male   | Female |
|--------------------------------------|--------|--------|--------|
| Adult HIV Prevalence (%)             | 0.17   | 0.20   | 0.14   |
| No. of PLHA                          | 73,543 | 44,781 | 28,762 |
| No. of CLHA                          | 5,711  |        |        |
| No. of New Infections                | 4,364  |        |        |
| No. of AIDS related deaths           | 5,275  |        |        |

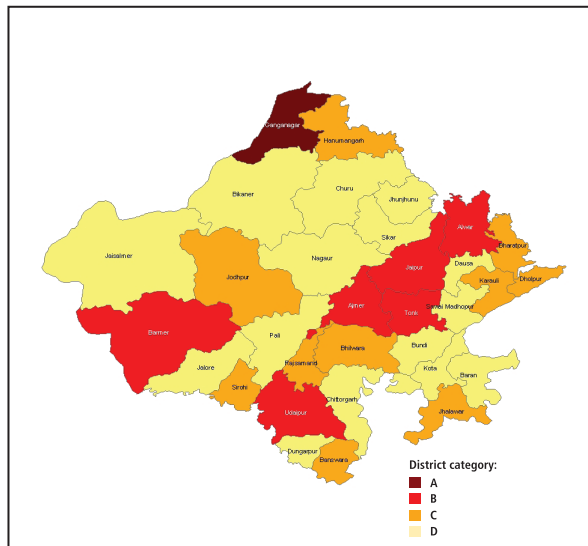
| Information Education Communication |    |
|-------------------------------------|----|
| No. of Red Ribbon Clubs             | 98 |
| No. of School with AEP              | 0  |
| No. of PLHA Networks (DLN & SLN)    | 33 |

| STI/RTI Services                       |          |
|--|----------|
| No. of STI Clinics                     | 51       |
| No. of STI Episodes Treated in 2013-14 | 1,90,145 |

| Condom Promotion                                  |           |
|---|-----------|
| No. of Condom Outlets under CMSP-V                | 0         |
| No. of Condoms sold                               | 0         |
| No. of free condoms distributed<br>(NACO to SACS) | 78,12,000 |

| Blood Safety                            |          |
|---|----------|
| No. of Blood Banks                      | 49       |
| No. of Blood Units Collected in 2013-14 | 3,79,376 |
| % of Units collected by VBD in 2013-14  | 87       |

| Link Worker Scheme                              |        |
|---|--------|
| No. of Districts                                | 6      |
| No. of HRG Covered in 2013-14                   | 2,252  |
| No. of Vulnerable Population Covered in 2013-14 | 54,542 |



| Targeted Interventions                    | No. of TIs | No. Covered in 2013-14 |
|---|------------|------------------------|
| Female Sex Worker (FSW)                   | 22         | 9,267                  |
| Men who Have Sex with Men (MSM)           | 4          | 2,051                  |
| Injecting Drug User (IDU)                 | 6          | 1,349                  |
| Trans-gender                              | 2          | 0                      |
| Single Male Migrants                      | 11         | 15,569                 |
| Long Distance Truckers                    | 3          | 5,588                  |
| Total (Including Core Composite Sites-11) | 59         |                        |

| Counseling & Testing Services                           | No. Tested | No. HIV Positive |
|---|------------|------------------|
| Total in 2013-14  | 9,80,856   | 7,871            |
| Pregnant Women in 2013-14                               | 4,74,179   | 412              |
| No. of Mother-Baby Pairs Received Nevirapine in 2013-14 | 383        |                  |
| Total no. of ICTC                                       | 556        |                  |
| No. of Stand Alone ICTC                                 | 246        |                  |
| No. of F-ICTC   | 284        |                  |
| No. of PPP model ICTC                                   | 26         |                  |

| Laboratory Services | No. of NRL | No. of SRL | No. of CD4 Machines |
|---------------------|------------|------------|---------------------|
|                     | 0          | 6          | 9                   |

| Care, Support & Treatment                      |        |                         |        |
|--|--------|-------------------------|--------|
| No. of ART Centres                             | 16     | No. of Link ART Centres | 26     |
| No. of CSCs                                    | 7      | No. of PLHA Regd        | 43,181 |
| Total No. of PLHA on 1st line ART (Cumulative) | 18,299 |                         |        |

| Finance                 | Allocation | Release | Expenditure |
|-------------------------|------------|---------|-------------|
| Amount (In Lakh Rupees) | 4,064      | 2,168   | 2,705       |

# SIKKIM

| Epidemic Scenario (2011) - Estimated | Total | Male | Female |
|--------------------------------------|-------|------|--------|
| Adult HIV Prevalence (%)             | 0.15  | 0.18 | 0.12   |
| No. of PLHA                          | 593   | 374  | 218    |
| No. of CLHA                          | 19    |      |        |
| No. of New Infections                | 94    |      |        |
| No. of AIDS related deaths           | 25    |      |        |

| Information Education Communication |    |
|-------------------------------------|----|
| No. of Red Ribbon Clubs             | 40 |
| No. of School with AEP              | 50 |
| No. of PLHA Networks (DLN & SLN)    | 0  |

| STI/RTI Services                       |       |
|--|-------|
| No. of STI Clinics                     | 6     |
| No. of STI Episodes Treated in 2013-14 | 4,690 |

| Condom Promotion                               |          |
|--|----------|
| No. of Condom Outlets under CMSP-V             | 0        |
| No. of Condoms sold                            | 0        |
| No. of free condoms distributed (NACO to SACS) | 2,66,000 |

| Blood Safety                            |       |
|---|-------|
| No. of Blood Banks                      | 2     |
| No. of Blood Units Collected in 2013-14 | 3,154 |
| % of Units collected by VBD in 2013-14  | 84    |

| Link Worker Scheme                              |    |
|---|----|
| No. of Districts                                | NA |
| No. of HRG Covered in 2013-14                   | NA |
| No. of Vulnerable Population Covered in 2013-14 | NA |

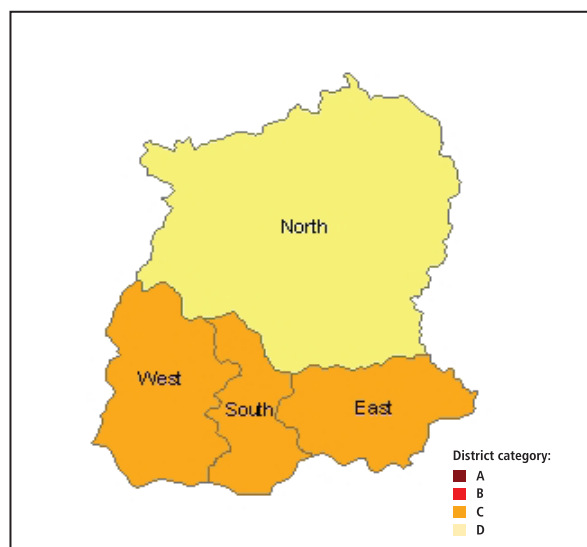
| Targeted Interventions                   | No. of TIs | No. Covered in 2013-14 |
|--|------------|------------------------|
| Female Sex Worker (FSW)                  | 3          | 821                    |
| Men who Have Sex with Men (MSM)          | 0          | 0                      |
| Injecting Drug User (IDU)                | 4          | 1,429                  |
| Trans-gender                             | 0          | 0                      |
| Single Male Migrants                     | 0          | 0                      |
| Long Distance Truckers                   | 0          | 0                      |
| Total (Including Core Composite Sites-0) | 7          |                        |

| Counseling & Testing Services                           | No. Tested | No. HIV Positive |
|---|------------|------------------|
| Total in 2013-14  | 30,390     | 31               |
| Pregnant Women in 2013-14                               | 9,893      | 3                |
| No. of Mother-Baby Pairs Received Nevirapine in 2013-14 | 9          |                  |
| Total no. of ICTC                                       | 28         |                  |
| No. of Stand Alone ICTC                                 | 14         |                  |
| No. of F-ICTC   | 14         |                  |
| No. of PPP model ICTC                                   | 0          |                  |

| Laboratory Services | No. of NRL | No. of SRL | No. of CD4 Machines |
|---------------------|------------|------------|---------------------|
|                     | 0          | 1          | 0                   |

| Care, Support & Treatment                      |    |                         |     |
|--|----|-------------------------|-----|
| No. of ART Centres                             | 1  | No. of Link ART Centres | 0   |
| No. of CSCs                                    | 1  | No. of PLHA Regd        | 220 |
| Total No. of PLHA on 1st line ART (Cumulative) | 89 |                         |     |

| Finance                 | Allocation | Release | Expenditure |
|-------------------------|------------|---------|-------------|
| Amount (In Lakh Rupees) | 583        | 528     | 543         |



# TAMIL NADU

| Epidemic Scenario (2011) - Estimated | Total    | Male   | Female |
|--------------------------------------|----------|--------|--------|
| Adult HIV Prevalence (%)             | 0.28     | 0.39   | 0.18   |
| No. of PLHA                          | 1,32,590 | 91,705 | 40,885 |
| No. of CLHA                          | 6,504    |        |        |
| No. of New Infections                | 2,738    |        |        |
| No. of AIDS related deaths           | 8,581    |        |        |

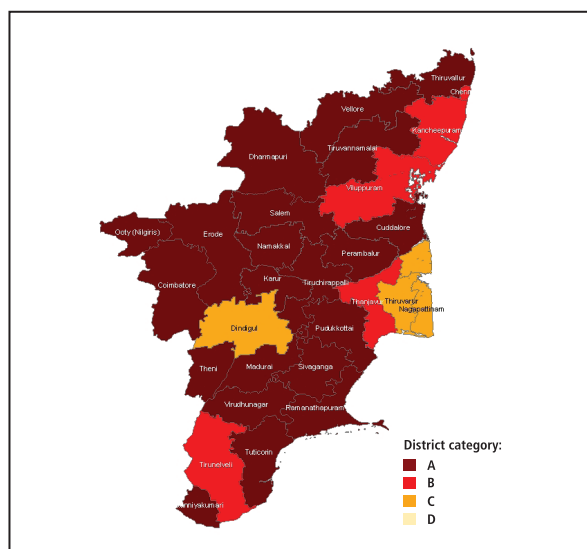
| Information Education Communication |     |
|-------------------------------------|-----|
| No. of Red Ribbon Clubs             | 71  |
| No. of School with AEP              | 100 |
| No. of PLHA Networks (DLN & SLN)    | 40  |

| STI/RTI Services                       |          |
|--|----------|
| No. of STI Clinics                     | 156      |
| No. of STI Episodes Treated in 2013-14 | 4,62,344 |

| Condom Promotion                                  |             |
|---|-------------|
| No. of Condom Outlets under CMSP-V                | NA          |
| No. of Condoms sold                               | NA          |
| No. of free condoms distributed<br>(NACO to SACS) | 3,02,29,600 |

| Blood Safety                            |          |
|---|----------|
| No. of Blood Banks                      | 94       |
| No. of Blood Units Collected in 2013-14 | 3,42,550 |
| % of Units collected by VBD in 2013-14  | 100      |

| Link Worker Scheme                              |          |
|---|----------|
| No. of Districts                                | 21       |
| No. of HRG Covered in 2013-14                   | 25,079   |
| No. of Vulnerable Population Covered in 2013-14 | 2,67,096 |



| Targeted Interventions                    | No. of TIs | No. Covered in 2013-14 |
|---|------------|------------------------|
| Female Sex Worker (FSW)                   | 18         | 42,758                 |
| Men who Have Sex with Men (MSM)           | 12         | 31,572                 |
| Injecting Drug User (IDU)                 | 1          | 391                    |
| Trans-gender                              | 2          | 537                    |
| Single Male Migrants                      | 4          | 6,096                  |
| Long Distance Truckers                    | 5          | 11,175                 |
| Total (Including Core Composite Sites-42) | 84         |                        |

| Counseling & Testing Services                           | No. Tested | No. HIV Positive |
|---|------------|------------------|
| Total in 2013-14  | 30,40,776  | 16,653           |
| Pregnant Women in 2013-14                               | 9,76,969   | 1,256            |
| No. of Mother-Baby Pairs Received Nevirapine in 2013-14 | 871        |                  |
| Total no. of ICTC                                       | 1,232      |                  |
| No. of Stand Alone ICTC                                 | 393        |                  |
| No. of F-ICTC   | 600        |                  |
| No. of PPP model ICTC                                   | 239        |                  |

| Laboratory Services | No. of NRL | No. of SRL | No. of CD4 Machines |
|---------------------|------------|------------|---------------------|
|                     | 3          | 12         | 32                  |

| Care, Support & Treatment                      |        |                         |          |
|--|--------|-------------------------|----------|
| No. of ART Centres                             | 52     | No. of Link ART Centres | 105      |
| No. of CSCs                                    | 32     | No. of PLHA Regd        | 1,99,238 |
| Total No. of PLHA on 1st line ART (Cumulative) | 74,997 |                         |          |

| Finance                 | Allocation | Release | Expenditure |
|-------------------------|------------|---------|-------------|
| Amount (In Lakh Rupees) | 8,648      | 4,549   | 7,608       |

# TRIPURA

| Epidemic Scenario (2011) - Estimated | Total | Male  | Female |
|--------------------------------------|-------|-------|--------|
| Adult HIV Prevalence (%)             | 0.24  | 0.29  | 0.19   |
| No. of PLHA                          | 5,685 | 3,461 | 2,224  |
| No. of CLHA                          | 200   |       |        |
| No. of New Infections                | 951   |       |        |
| No. of AIDS related deaths           | 279   |       |        |

| Information Education Communication |     |
|-------------------------------------|-----|
| No. of Red Ribbon Clubs             | 2   |
| No. of School with AEP              | 100 |
| No. of PLHA Networks (DLN & SLN)    | 1   |

| STI/RTI Services                       |        |
|--|--------|
| No. of STI Clinics                     | 15     |
| No. of STI Episodes Treated in 2013-14 | 51,516 |

| Condom Promotion                               |           |
|--|-----------|
| No. of Condom Outlets under CMSP-V             | 0         |
| No. of Condoms sold                            | 0         |
| No. of free condoms distributed (NACO to SACS) | 26,82,000 |

| Blood Safety                            |       |
|---|-------|
| No. of Blood Banks                      | 6     |
| No. of Blood Units Collected in 2013-14 | 6,910 |
| % of Units collected by VBD in 2013-14  | 99    |

| Link Worker Scheme                              |        |
|---|--------|
| No. of Districts                                | 2      |
| No. of HRG Covered in 2013-14                   | 1,193  |
| No. of Vulnerable Population Covered in 2013-14 | 25,519 |

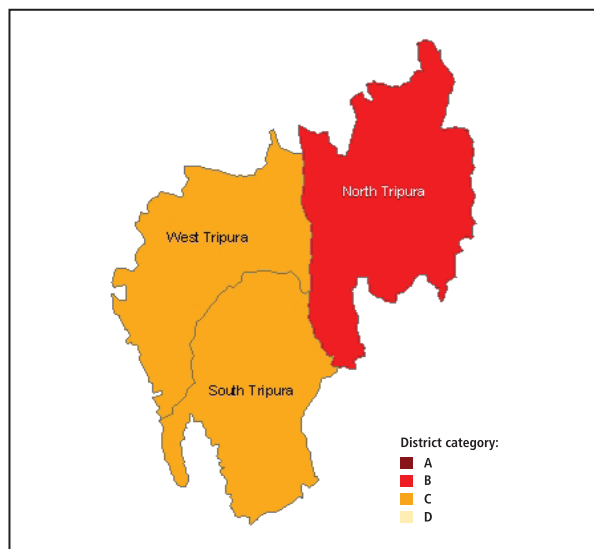
| Targeted Interventions                   | No. of TIs | No. Covered in 2013-14 |
|--|------------|------------------------|
| Female Sex Worker (FSW)                  | 9          | 6,345                  |
| Men who Have Sex with Men (MSM)          | 1          | 451                    |
| Injecting Drug User (IDU)                | 2          | 696                    |
| Trans-gender                             | 0          | 0                      |
| Single Male Migrants                     | 3          | 4,136                  |
| Long Distance Truckers                   | 0          | 0                      |
| Total (Including Core Composite Sites-1) | 16         |                        |

| Counseling & Testing Services                           | No. Tested | No. HIV Positive |
|---|------------|------------------|
| Total in 2013-14  | 63,025     | 225              |
| Pregnant Women in 2013-14                               | 23,957     | 32               |
| No. of Mother-Baby Pairs Received Nevirapine in 2013-14 | 18         |                  |
| Total no. of ICTC                                       | 70         |                  |
| No. of Stand Alone ICTC                                 | 19         |                  |
| No. of F-ICTC   | 49         |                  |
| No. of PPP model ICTC                                   | 2          |                  |

| Laboratory Services | No. of NRL | No. of SRL | No. of CD4 Machines |
|---------------------|------------|------------|---------------------|
|                     | 0          | 1          | 1                   |

| Care, Support & Treatment                      |     |                         |     |
|--|-----|-------------------------|-----|
| No. of ART Centres                             | 1   | No. of Link ART Centres | 2   |
| No. of CSCs                                    | 1   | No. of PLHA Regd        | 886 |
| Total No. of PLHA on 1st line ART (Cumulative) | 430 |                         |     |

| Finance                 | Allocation | Release | Expenditure |
|-------------------------|------------|---------|-------------|
| Amount (In Lakh Rupees) | 822        | 671     | 694         |





# UTTAR PRADESH

| Epidemic Scenario (2011) - Estimated | Total    | Male   | Female |
|--------------------------------------|----------|--------|--------|
| Adult HIV Prevalence (%)             | 0.10     | 0.12   | 0.08   |
| No. of PLHA                          | 1,22,521 | 74,518 | 48,003 |
| No. of CLHA                          | 12,365   |        |        |
| No. of New Infections                | 7,745    |        |        |
| No. of AIDS related deaths           | 9,435    |        |        |

| Information Education Communication |     |
|-------------------------------------|-----|
| No. of Red Ribbon Clubs             | 145 |
| No. of School with AEP              | 0   |
| No. of PLHA Networks (DLN & SLN)    | 42  |

| STI/RTI Services                       |          |
|--|----------|
| No. of STI Clinics                     | 96       |
| No. of STI Episodes Treated in 2013-14 | 4,95,720 |

| Condom Promotion                               |              |
|--|--------------|
| No. of Condom Outlets under CMSP-V             | 3,32,167     |
| No. of Condoms sold                            | 23,45,75,653 |
| No. of free condoms distributed (NACO to SACS) | 1,75,00,000  |

| Blood Safety                            |          |
|---|----------|
| No. of Blood Banks                      | 89       |
| No. of Blood Units Collected in 2013-14 | 4,43,557 |
| % of Units collected by VBD in 2013-14  | 70       |

| Link Worker Scheme                              |        |
|---|--------|
| No. of Districts                                | 12     |
| No. of HRG Covered in 2013-14                   | 4,853  |
| No. of Vulnerable Population Covered in 2013-14 | 85,043 |

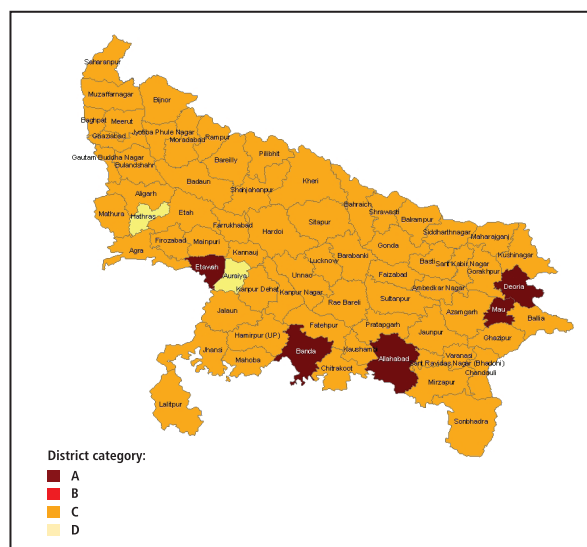
| Targeted Interventions                    | No. of TIs | No. Covered in 2013-14 |
|---|------------|------------------------|
| Female Sex Worker (FSW)                   | 13         | 20,621                 |
| Men who Have Sex with Men (MSM)           | 5          | 9,451                  |
| Injecting Drug User (IDU)                 | 13         | 13,196                 |
| Trans-gender                              | 2          | 573                    |
| Single Male Migrants                      | 6          | 0                      |
| Long Distance Truckers                    | 8          | 15,000                 |
| Total (Including Core Composite Sites-54) | 101        |                        |

| Counseling & Testing Services                           | No. Tested | No. HIV Positive |
|---|------------|------------------|
| Total in 2013-14  | 11,47,089  | 12,954           |
| Pregnant Women in 2013-14                               | 5,04,878   | 481              |
| No. of Mother-Baby Pairs Received Nevirapine in 2013-14 | 384        |                  |
| Total no. of ICTC                                       | 485        |                  |
| No. of Stand Alone ICTC                                 | 309        |                  |
| No. of F-ICTC   | 105        |                  |
| No. of PPP model ICTC                                   | 71         |                  |

| Laboratory Services | No. of NRL | No. of SRL | No. of CD4 Machines |
|---------------------|------------|------------|---------------------|
|                     | 1          | 9          | 10                  |

| Care, Support & Treatment                      |        |                         |        |
|--|--------|-------------------------|--------|
| No. of ART Centres                             | 28     | No. of Link ART Centres | 35     |
| No. of CSCs                                    | 15     | No. of PLHA Regd        | 74,094 |
| Total No. of PLHA on 1st line ART (Cumulative) | 29,929 |                         |        |

| Finance                 | Allocation | Release | Expenditure |
|-------------------------|------------|---------|-------------|
| Amount (In Lakh Rupees) | 6,476      | 3,579   | 4,058       |



# UTTARAKHAND

| Epidemic Scenario (2011) - Estimated | Total  | Male  | Female |
|--------------------------------------|--------|-------|--------|
| Adult HIV Prevalence (%)             | 0.22   | 0.26  | 0.18   |
| No. of PLHA                          | 12,860 | 7,826 | 5,034  |
| No. of CLHA                          | 365    |       |        |
| No. of New Infections                | 3,081  |       |        |
| No. of AIDS related deaths           | 328    |       |        |

| Information Education Communication |   |
|-------------------------------------|---|
| No. of Red Ribbon Clubs             | 0 |
| No. of School with AEP              | 0 |
| No. of PLHA Networks (DLN & SLN)    | 2 |

| STI/RTI Services                       |         |
|--|---------|
| No. of STI Clinics                     | 23      |
| No. of STI Episodes Treated in 2013-14 | 120,078 |

| Condom Promotion                               |           |
|--|-----------|
| No. of Condom Outlets under CMSP-V             | 5,648     |
| No. of Condoms sold                            | 71,19,738 |
| No. of free condoms distributed (NACO to SACS) | 20,28,300 |

| Blood Safety                            |        |
|---|--------|
| No. of Blood Banks                      | 19     |
| No. of Blood Units Collected in 2013-14 | 92,300 |
| % of Units collected by VBD in 2013-14  | 92     |

| Link Worker Scheme                              |    |
|---|----|
| No. of Districts                                | NA |
| No. of HRG Covered in 2013-14                   | NA |
| No. of Vulnerable Population Covered in 2013-14 | NA |

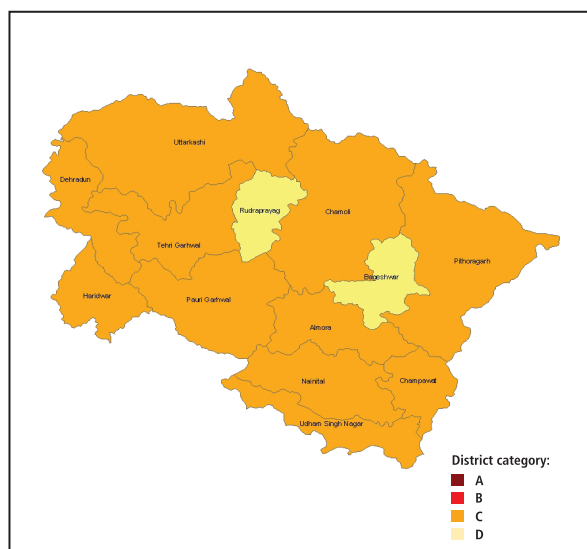
| Targeted Interventions                   | No. of TIs | No. Covered in 2013-14 |
|--|------------|------------------------|
| Female Sex Worker (FSW)                  | 12         | 7,465                  |
| Men who Have Sex with Men (MSM)          | 3          | 1,858                  |
| Injecting Drug User (IDU)                | 7          | 2,120                  |
| Trans-gender                             | 0          | 0                      |
| Single Male Migrants                     | 8          | 1,17,738               |
| Long Distance Truckers                   | 3          | 0                      |
| Total (Including Core Composite Sites-5) | 38         |                        |

| Counseling & Testing Services                           | No. Tested | No. HIV Positive |
|---|------------|------------------|
| Total in 2013-14  | 1,57,116   | 786              |
| Pregnant Women in 2013-14                               | 73,590     | 49               |
| No. of Mother-Baby Pairs Received Nevirapine in 2013-14 | 19         |                  |
| Total no. of ICTC                                       | 189        |                  |
| No. of Stand Alone ICTC                                 | 50         |                  |
| No. of F-ICTC   | 129        |                  |
| No. of PPP model ICTC                                   | 10         |                  |

| Laboratory Services | No. of NRL | No. of SRL | No. of CD4 Machines |
|---------------------|------------|------------|---------------------|
|                     | 0          | 1          | 2                   |

| Care, Support & Treatment                      |       |                         |       |
|--|-------|-------------------------|-------|
| No. of ART Centres                             | 2     | No. of Link ART Centres | 13    |
| No. of CSCs                                    | 1     | No. of PLHA Regd        | 3,735 |
| Total No. of PLHA on 1st line ART (Cumulative) | 1,798 |                         |       |

| Finance                 | Allocation | Release | Expenditure |
|-------------------------|------------|---------|-------------|
| Amount (In Lakh Rupees) | 1,611      | 1,406   | 1,250       |



# WEST BENGAL

| Epidemic Scenario (2011) - Estimated | Total    | Male   | Female |
|--------------------------------------|----------|--------|--------|
| Adult HIV Prevalence (%)             | 0.22     | 0.26   | 0.18   |
| No. of PLHA                          | 1,34,283 | 81,375 | 52,908 |
| No. of CLHA                          | 9,761    |        |        |
| No. of New Infections                | 7,289    |        |        |
| No. of AIDS related deaths           | 13,310   |        |        |

| Information Education Communication |    |
|-------------------------------------|----|
| No. of Red Ribbon Clubs             | 26 |
| No. of School with AEP              | 0  |
| No. of PLHA Networks (DLN & SLN)    | 20 |

| STI/RTI Services                       |         |
|--|---------|
| No. of STI Clinics                     | 45      |
| No. of STI Episodes Treated in 2013-14 | 225,115 |

| Condom Promotion                               |           |
|--|-----------|
| No. of Condom Outlets under CMSP-V             | 0         |
| No. of Condoms sold                            | 0         |
| No. of free condoms distributed (NACO to SACS) | 33,81,960 |

| Blood Safety                            |          |
|---|----------|
| No. of Blood Banks                      | 62       |
| No. of Blood Units Collected in 2013-14 | 5,74,800 |
| % of Units collected by VBD in 2013-14  | 83       |

| Link Worker Scheme                              |          |
|---|----------|
| No. of Districts                                | 11       |
| No. of HRG Covered in 2013-14                   | 21,132   |
| No. of Vulnerable Population Covered in 2013-14 | 3,37,194 |

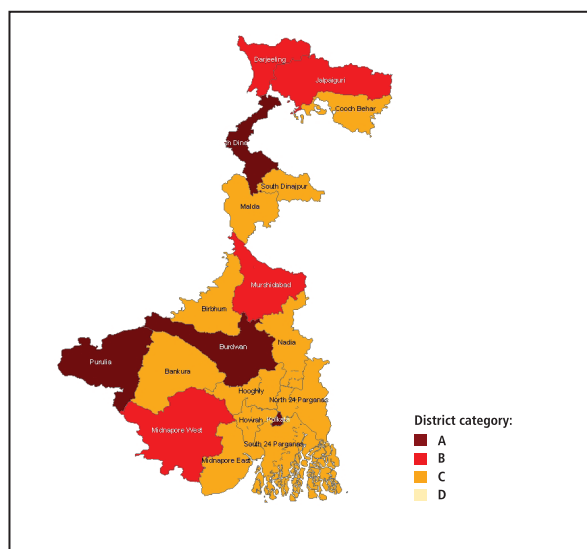
| Targeted Interventions                   | No. of TIs | No. Covered in 2013-14 |
|--|------------|------------------------|
| Female Sex Worker (FSW)                  | 22         | 0                      |
| Men who Have Sex with Men (MSM)          | 0          | 0                      |
| Injecting Drug User (IDU)                | 4          | 0                      |
| Trans-gender                             | 1          | 0                      |
| Single Male Migrants                     | 4          | 0                      |
| Long Distance Truckers                   | 7          | 0                      |
| Total (Including Core Composite Sites-0) | 38         |                        |

| Counseling & Testing Services                           | No. Tested | No. HIV Positive |
|---|------------|------------------|
| Total in 2013-14  | 9,73,750   | 7,198            |
| Pregnant Women in 2013-14                               | 5,81,745   | 449              |
| No. of Mother-Baby Pairs Received Nevirapine in 2013-14 | 284        |                  |
| Total no. of ICTC                                       | 286        |                  |
| No. of Stand Alone ICTC                                 | 256        |                  |
| No. of F-ICTC   | 26         |                  |
| No. of PPP model ICTC                                   | 4          |                  |

| Laboratory Services | No. of NRL | No. of SRL | No. of CD4 Machines |
|---------------------|------------|------------|---------------------|
|                     | 2          | 5          | 7                   |

| Care, Support & Treatment                      |        |                         |        |
|--|--------|-------------------------|--------|
| No. of ART Centres                             | 11     | No. of Link ART Centres | 28     |
| No. of CSCs                                    | 5      | No. of PLHA Regd        | 40,516 |
| Total No. of PLHA on 1st line ART (Cumulative) | 17,458 |                         |        |

| Finance                 | Allocation | Release | Expenditure |
|-------------------------|------------|---------|-------------|
| Amount (In Lakh Rupees) | 5,364      | 3,066   | 3,355       |



## Notes and Glossary *(In the order of mention in the factsheets)*

1. All the figures given under Epidemic Scenario section of the state fact sheets are estimated figures from HIV Estimations 2010.
2. **District Categorisation for Priority Attention:** District level focus is central to planning, implementation and monitoring NACP-III. Based on HIV prevalence in the districts among different population groups for three consecutive years 2004-2006, all districts in the country were classified in 2007 into 4 categories - 156 A, 39 B, 118 C & 296 D. NACP's organizational structure has been decentralized to implement programmes at the district level, with priority for 'A' and 'B' category districts. Definitions of the district categories are as follows.
  - a. **Category A:** More than 1% ANC prevalence (prevalence among pregnant women attending antenatal clinics) in district in any of the surveillance sites in the 3 year reference period.
  - b. **Category B:** Less than 1% ANC prevalence in all the sites during the 3 years with more than 5% prevalence in any high risk group surveillance site (STI patients/FSW/MSM/IDU).
  - c. **Category C:** Less than 1% ANC prevalence in all sites during the 3 years with less than 5% in all high risk group surveillance sites, with known hot spots (Migrants, truckers, large aggregation of factory workers, tourist etc).
  - d. **Category D:** Less than 1% ANC prevalence in all sites during the 3 years with less than 5% in all high risk group surveillance sites and no known hot spots OR no or poor HIV data.
3. **Red Ribbon Clubs (RRC):** Red Ribbon Clubs formed in colleges provide a forum for students to come together to share information on HIV/AIDS and safe behaviours, discuss related issues and also motivate them to participate in voluntary blood donation.
4. **Adolescent Education Programme (AEP):** The Adolescence Education Programme (AEP) is an intervention to build life skills of the young people and help them cope with negative peer pressure, develop positive behaviour, improve sexual health and prevent HIV infections. Under the programme, sessions are scheduled for sixteen hours for classes IX and XI.
5. **Drop-in-Centres (DIC):** DICs is a platform to provide PLHA psycho-social support, linkages with services and counseling on drug adherence, nutrition, livelihood and legal issues. They have been set up in A and B category districts and are managed primarily by PLHA networks.
6. **PLHA Networks:** Networks of HIV Positive persons and women are formed at national, state and district levels. Such Networks act as platforms for people living with HIV to share their concerns, seek support and legal aid. They address stigma and discrimination related cases among their members and also provide social support for those isolated by their family and community. The networks are encouraged to advocate and promote the utilisation of HIV related services.
7. **STI/RTI Services:** Sexually Transmitted Infections/Reproductive Tract Infections increase the risk of HIV transmission significantly. STI/RTI services are aimed at preventing HIV transmission and promoting sexual and reproductive health under NACP-III and Reproductive and Child Health (RCH II) of the National Rural Health Mission (NRHM).
8. **Blood Safety:** Under the Blood Safety programme, blood banks across the country are supported and voluntary blood donation is strongly promoted to ensure that every blood unit collected is screened and is free from HIV and other infections.

9. **Link Worker Scheme (LWS):** Link Workers Scheme is a community based intervention that addresses HIV prevention and care needs of the high risk and vulnerable population in rural areas by providing information on HIV, condom promotion and distribution, and referrals to counseling, testing and STI/RTI services.
10. **High Risk Groups (HRG):** Populations with high risk behaviour for contracting HIV. Include Female Sex Workers (FSW), Men who have Sex with Men (MSM), Injecting Drug Users (IDU), Single Male Migrants and Long Distance Truckers. The last two groups are also referred to as Bridge Population.
11. **Targeted Intervention (TI):** TIs are peer-led preventive interventions focused on HRG and bridge population, implemented by Non-Government Organisations (NGO) and Community-based Organisations (CBO) in a defined geographic area. They provide prevention services such as behavioural change communication, condom distribution, STI/RTI services, needle & syringe exchange, opioid substitution therapy, referrals and linkages to health facilities providing HIV/AIDS services, community mobilisation and creating enabling environment.
12. **Core Composite TI:** TI that provides prevention services to more than one high risk group.
13. The number of TIs mentioned in the document includes only NACO-supported TIs. Migrant TIs include only destination TIs. Percentage coverage is calculated against the target for 2010-11.
14. **Counseling & Testing Services:** Integrated Counseling and Testing Centre (ICTC) is a place where a person is counseled and tested for HIV on his/her own volition (Client Initiated) or as advised by a health service provider (Provider Initiated) in a supportive and confidential environment. These centres are the entry points for reinforcing HIV prevention messages and linking HIV positive people to HIV care, support and treatment services. There are several contexts for providing HIV testing services - voluntary counseling and testing, prevention of parent to child transmission, screening of TB patients and diagnostic testing among symptomatic patients.
15. **Prevention of Parent to Child Transmission (PPTCT):** Mother to child transmission of HIV may take place during pregnancy, during childbirth or through breastfeeding. To prevent this, under PPTCT programme, every pregnant woman visiting antenatal clinics or visiting hospital at the time of delivery are tested for HIV. If a pregnant woman is positive, she is closely followed up to ensure institutional delivery. At the time of delivery, the pregnant woman and the newborn baby are given single dose of Nevirapine to prevent mother to child transmission of HIV.
16. **Laboratory Services:** An extensive network of National Reference Laboratories (NRL) and State Reference Laboratories (SRL) provide quality control for HIV testing at blood banks and ICTCs under the programme, besides conducting test kit evaluation. Laboratory support is also provided for CD4 testing of positive individuals and DNA PCR testing of infants and children below 18 months of age.
17. The **Care, Support and Treatment programme** of NACP-III provides comprehensive management to PLHA with respect to prevention and treatment of Opportunistic Infections including TB, Anti-retroviral Therapy (ART), psychosocial support, home-based care, positive prevention and impact mitigation.
18. **ART Centres:** Free first line and second line Anti-Retroviral Treatment (ART) is provided to clinically eligible PLHA at designated centres across the country. As soon as a person is detected to be HIV positive at ICTC, he is referred to the ART centre for pre-ART registration. At the time of registration, all the baseline investigations are done including CD4 count (explained below). If the person is clinically eligible for treatment, he is started on first line ART. Otherwise, they are followed up every six months for CD4 count. The number of PLHA on ART mentioned in the document refers to those on first line ART at NACO supported ART centres. Another 27,000 PLHA are receiving ART at centres supported under inter-sectoral collaboration.

19. **Link ART Centres:** In order to facilitate the delivery of ART services nearer to the beneficiaries, Link ART Centres, located mainly at ICTC in the district/sub-district level hospitals, were set up nearer to the patient's residence and linked to a Nodal ART centre within accessible distance.
20. **Community Support Centre (CSC):** CSCs have been set up in the non-government sector with the objective of providing PLHA with psycho-social support, counseling for drug adherence and nutrition, treatment of Opportunistic Infections, home-based care, referral and outreach services for follow up, besides tracing patients lost to follow up (LFU) and those missing to get ARV drugs as per schedule.
21. CD4 cells are specialized T cells that are part of our immune system. In case of HIV, CD4 cells are the host cells that aid HIV in replication. HIV attaches to the CD4 cells, allowing the virus to enter and infect the CD4 cells, damaging them in the process. The fewer functioning CD4 cells, the lower the immune system and therefore, more vulnerable a person is to infections and illnesses. Knowing how many functioning CD4 cells are circulating in the blood gives indication of how strong the HIV positive person's immune system really is. CD4 machines are used to test blood sample for CD4 count in the blood.





Over the period 2012-2017, NACP IV aims to accelerate the process of reversal, further strengthening the epidemic response in India through a cautious and well-defined integration process. The main objectives of NACP-IV are to reduce new infections and provide comprehensive care and support to all PLHIV and treatment services to all those who require it. Formulating each of them is a rigorous process of undertaking research, reviewing evidence, consolidating field observations and programme experiences, conducting detailed discussions and deliberations, piloting and periodic evaluations.

Strengthening the nationwide Strategic Information Management System is one of the five key strategies of NACP-IV. Having a strong Strategic Information is a high priority agenda under the programme, towards building up an effective response to HIV epidemic in the country. Strategic Information Management assists programme in tracking the epidemic, scale, reach and effectiveness of the response. It generates and manages crucial information on the level and spread of HIV and risk behaviours, implementation of interventions, reach of service delivery and access to beneficiaries. It also helps assess how well National AIDS Control Organisation (NACO), State AIDS Control Societies and all partner organizations are fulfilling their commitment to meet the agreed objectives.

Strategic Information Unit promote data use for advocacy, policy making, programme planning, implementation and review at national, state, and district levels. As a part of NACO's endeavour to disseminate programme information and promote data use by different stakeholders, this document titled 'State Fact Sheets March 2014' has been developed. It consolidates the information on epidemic scenario and programme response at state level into a one page factsheet on each state, for easy and quick reference. The HIV estimates mentioned in the document are the latest available estimates on HIV epidemic, with reference year 2011. Programme statistics refer to the status as on 31st March 2014 and summarise achievements during 2013-14. A note and glossary is added at the end that gives brief description of different services provided under NACP-IV and mentioned in the Fact Sheets.



---

**India's voice against AIDS**  
**Department of AIDS Control**  
Ministry of Health & Family Welfare, Government of India  
[www.naco.gov.in](http://www.naco.gov.in)