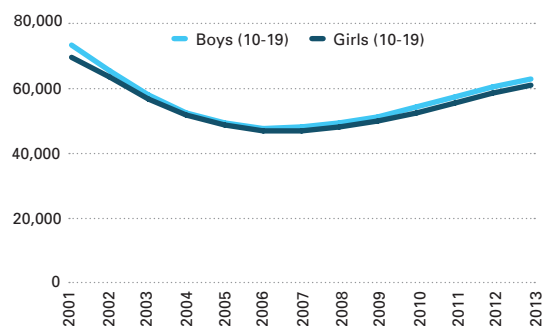


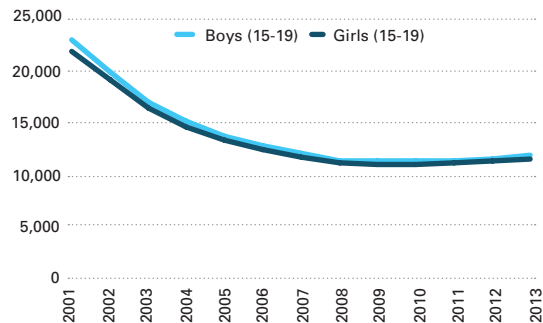
INDIA

ADOLESCENT HIV TRENDS

Adolescents (aged 10-19) living with HIV, 2001-2013⁴

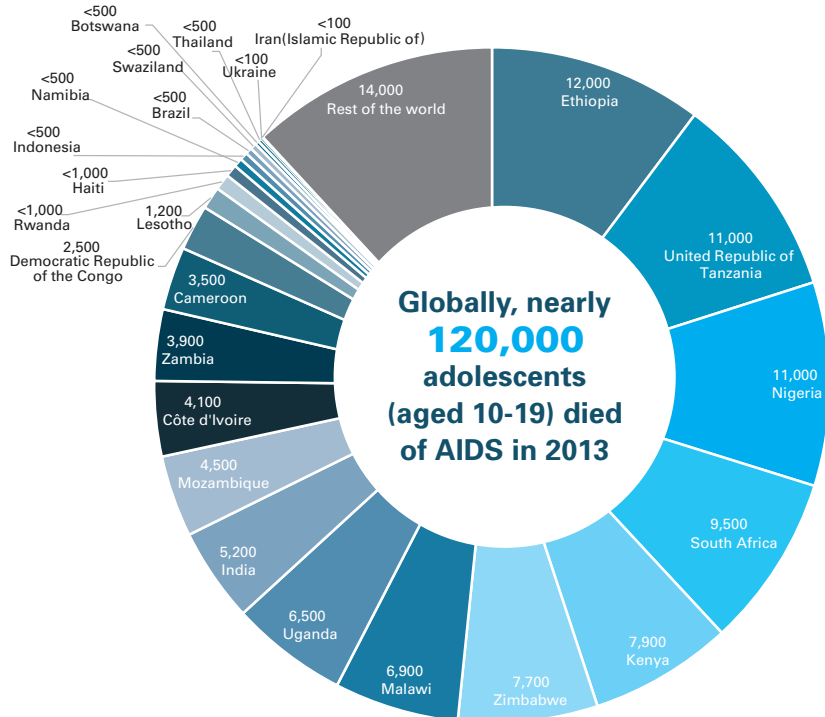


Adolescents (aged 15-19) newly infected with HIV, 2001-2013⁴



DISTRIBUTION OF ADOLESCENT AIDS-RELATED DEATHS

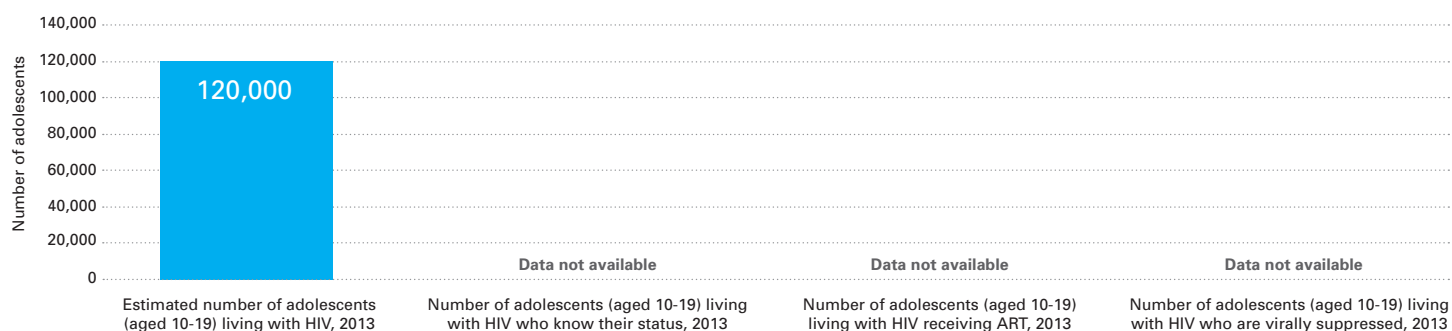
Estimated AIDS-related deaths among adolescents (aged 10-19), globally, 2013⁴



BACKGROUND CHARACTERISTICS

	Indicator	Value
Demography	Estimated total population (all ages), 2013	1,252,140,000 ¹
	Estimated adolescent population (ages 10-19), 2013	239,442,000 ¹
	% of total population that is adolescents (aged 10-19), 2013	19% ¹
	Estimated number of live births, 2013	25,519,000 ¹
	Adolescent pregnancy rate, per 1,000 women (aged 10-19), 2009	39 ²
Epidemiology	HIV prevalence among older adolescent boys (aged 15-19), 2006	0.0 ³
	HIV prevalence among older adolescent girls (aged 15-19), 2006	0.1 ³
	Estimated number of adolescents (aged 10-19) living with HIV, 2013	120,000 [100,000 – 160,000] ⁴
	Adolescent boys (aged 10-19) living with HIV, 2013	63,000 [51,000 – 80,000] ⁴
	Adolescent girls (aged 10-19) living with HIV, 2013	61,000 [49,000 – 77,000] ⁴
	Estimated adolescents (aged 15-19) newly infected with HIV, 2013	23,000 [17,000 – 34,000] ⁴
	Adolescent boys (aged 15-19) newly infected with HIV, 2013	12,000 [8,400 – 17,000] ⁴
	Adolescent girls (aged 15-19) newly infected with HIV, 2013	11,000 [8,200 – 17,000] ⁴
Percentage of new adolescent HIV infections among girls, 2013	49% ⁴	
	Estimated AIDS deaths among adolescents (aged 10-19), 2013	5,200 [3,800 – 7,100] ⁴
Policy	Age of consent for HIV testing	◇ ⁵

HIV TREATMENT FOR ADOLESCENTS



ADOLESCENT KNOWLEDGE, TESTING AND BEHAVIOUR RELATED TO HIV

		Baseline Value	Year
% of adolescents (aged 15-19) with comprehensive, correct knowledge of HIV	Boys	35 ³	2006
	Girls	19 ³	2006
% of adolescents (aged 15-19) reporting multiple sexual partners in the last 12 months	Boys	1 ³	2006
	Girls	0 ³	2006
% of adolescents (aged 15-19) reporting multiple sexual partners who reported condom use at last sex	Boys	39 ³	2006
	Girls	– ³	–
% of adolescents (aged 15-19) who were tested for HIV in the last 12 months and received the results of the last test	Boys	0 ³	2006
	Girls	1 ³	2006
% of adolescent boys (aged 15-19) who have been circumcised	Boys	– ³	–
% of adolescent girls (aged 15-19) who have ever experienced sexual violence	Girls	5 ⁸	2006
% of young women (aged 20-24) married or in union by age 18	Girls	47 ²	2006

ADOLESCENT KEY POPULATIONS

		Baseline Value	Year
Adolescents girls (aged 10-19) sexually exploited	HIV prevalence (%)	–	–
	Tested for HIV	–	–
	Reached by prevention programmes	–	–
	Used a condom at last sex	–	–
Adolescent boys (aged 10-19) who have sex with men	HIV prevalence (%)	–	–
	Tested for HIV	–	–
	Reached by prevention programmes	–	–
	Used a condom at last sex	–	–
Adolescent boys (aged 10-19) who inject drugs	HIV prevalence (%)	–	–
	Tested for HIV	–	–
	Used a condom at last sex	–	–
	Used sterile injecting equipment at last use	–	–

DATA SOURCES AND NOTES

- United Nations Population Division (UNPD), 2014 World Population Projections, September 2014.
 - United Nations Children's Fund (UNICEF), State of the World's Children 2014 Statistical Tables, November 2014.
 - UNICEF, global databases based on DHS, MICS, AIS and other nationally representative household surveys, October 2014.
 - Joint United Nations Programme on HIV/AIDS (UNAIDS) HIV estimates, 2013.
 - Provided in consultation with national colleagues.
 - UNAIDS, UNICEF, World Health Organization (WHO), Global AIDS Response Progress Reporting; and UNAIDS, 2013 HIV and AIDS unpublished estimates, July 2014.
 - Data sources may vary - including special studies and cross-sectional analyses.
 - UNICEF, *Hidden in Plain Sight: A statistical analysis of violence against children*, September 2014.
- Data not available
◇ Information pending