


2017

CHINA

COUNTRY SNAPSHOT



China



People living with HIV (PLHIV) ...

Low estimate ... High estimate ...

Women living with HIV ...

Low estimate ... High estimate ...

New HIV infections ...

Low estimate ... High estimate ...


People on ART (June 2017) **542 349**

AIDS-related deaths ...

Low estimate ... High estimate ...

Source: Global AIDS Monitoring 2017 and UNAIDS 2017 HIV estimates

New HIV infections trend

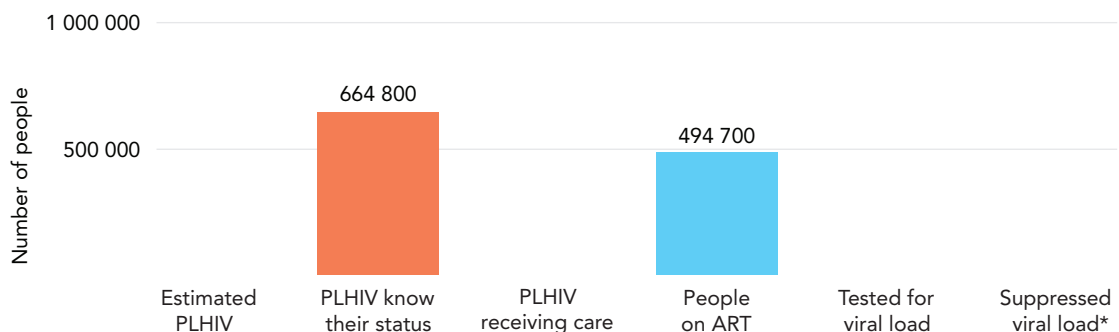


HIV prevalence (%)

TRANSGENDER PEOPLE	National	...
	City	...
MEN WHO HAVE SEX WITH MEN (2016, 2013)	National	7.8
	Taiyuan city	18.9
PEOPLE WHO INJECT DRUGS (2015, 2012)	National	5.9
	Ruili city	18.3
FEMALE SEX WORKERS (2016, 2012)	National	0.2
	Yunnan province	1.8

Sources: Serological surveys and Global AIDS Monitoring 2017

Treatment cascade, 2016

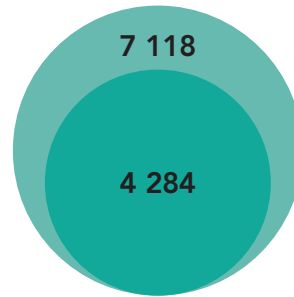


* Number of people on ART who received a viral load test in the past year and have VL of <1000 copies/ml

Source: Global AIDS Monitoring 2017 and UNAIDS 2017 HIV estimates

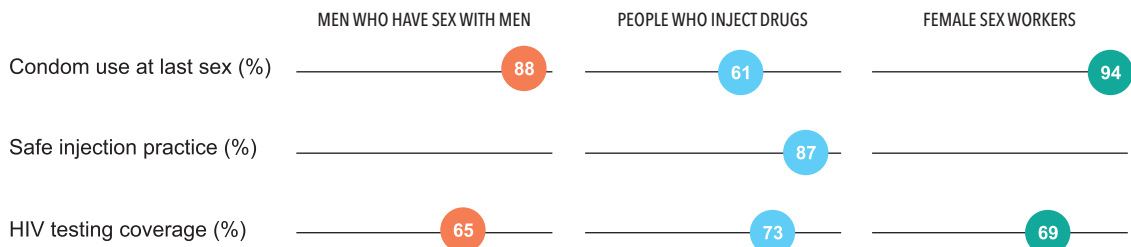
Prevention of mother-to-child transmission (PMTCT), 2016

- Diagnosed HIV positive pregnant women
- Pregnant women who received ARVs for PMTCT



Source: China National Center of Mother and Child and Global AIDS Monitoring 2017

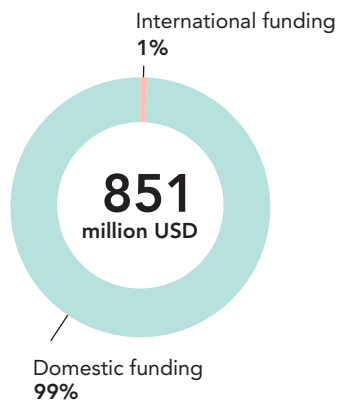
Behaviour and response



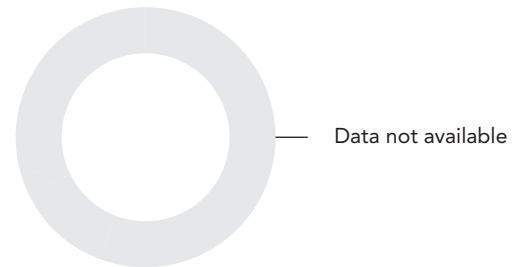
Source: Global AIDS Response Progress Reporting 2016

AIDS financing, 2015

AIDS spending by financing source



AIDS spending by service category



Source: Global AIDS Response Progress Reporting

Stigma Index

Percent of PLHIV respondents who avoided going to a local clinic when needed because of HIV status

n/a

Punitive laws

Criminalization of same-sex sexual activities	Compulsory detention centre for people who use drugs	Criminalization of sex work	Criminalization HIV transmission or exposure	HIV-related restrictions on entry, stay and residence
NO	YES	YES	CONTRADICTIONARY INFORMATION	NO