


# PROGRAMME EXPOSURE AND SEXUAL BEHAVIOUR IN FEMALE SEX WORKERS, BELLARY DISTRICT, KARNATAKA STATE



CHARME Working Paper No. 12  
May 2010

# **PROGRAMME EXPOSURE AND SEXUAL BEHAVIOUR IN FEMALE SEX WORKERS, BELLARY DISTRICT, KARNATAKA STATE**

**Rajaram S.  
Anuradha Roy  
Kaveri Gurav  
BM Ramesh  
AA Jaychandran  
Catherine Lowndes  
Michel Alary  
Stephen Moses  
Janet Bradley**

**CHARME Working Paper No. 12  
May 2010**

The CHARME Project is a project of the Centre Hospitalier *affilié* Universitaire de Quebec (CHA), Quebec, Canada. Key partners in this project are Imperial College London UK, the London School of Hygiene and Tropical Medicine, London UK, the University of Manitoba, Winnipeg Canada, St John's Medical College (St John's Research Institute) Bangalore India, and the Karnataka Health Promotion Trust (KHPT), Bangalore India.

## Table of Contents

<b>Acknowledgements</b>	<b>6</b>
<b>Executive Summary</b>	<b>7</b>
<b>Introduction</b>	<b>10</b>
The HIV epidemic in India .....	10
The India AIDS Initiative, <i>Avahan</i> .....	10
Bellary, Karnataka state .....	10
Roles of NGOs and CBOs in project implementation .....	12
Monitoring and evaluation of <i>Avahan</i> programmes.....	12
Purpose of this study .....	13
Definitions used in the study.....	13
<b>Methods</b>	<b>16</b>
Selection of the districts and samples for FSWs.....	16
Sampling .....	16
Face to Face Interviews (FTFIs) .....	17
Informal Confidential Voting Interviews (ICVIs) .....	17
Study procedures.....	18
Ethical approval .....	18
Witnessed informed consent .....	18
<b>Results</b>	<b>19</b>
Demographic characteristics (FTFI) .....	19
Family planning methods (FTFI) .....	19
Sex work history, pattern, and environment (FTFI) .....	20
Migration (FTFI).....	21
Husband/cohabiting partner (FTFI) .....	21
Non-commercial sexual partners (FTFI).....	22
Commercial clients - Repeat clients (FTFI).....	22
Commercial clients - New/occasional clients (FTFI) .....	23
Most recent sex partners (FTFI).....	25
Condom breakage and slippage (FTFI) .....	25
Anal sex (FTFI).....	26
Alcohol use (FTFI) .....	26
HIV/AIDS knowledge (FTFI).....	27

NGO awareness and access (FTFI).....	27
Exposure to intervention and condom access (FTFI) .....	28
FTFI and ICVI analysis .....	28
Different FSW sexual partners in the past (SBS FTFI) .....	29
<b><i>Discussion</i></b> .....	<b>29</b>
Overview of study population.....	30
Exposure to intervention .....	30
Moderate rates of condom use with clients and non-cohabiting partners .....	30
Low rates of condom use with husbands or cohabiting partners and sexual mixing .....	31
Brothel-based FSWs and increased risk factors.....	31
Anal sex .....	31
Alcohol use and violence .....	32
Study limitations .....	32
Conclusion .....	33
<b><i>References</i></b> .....	<b>34</b>
<b><i>Tables</i></b> .....	<b>36</b>
<b><i>Appendix I: Sample Weights and Design</i></b> .....	<b>113</b>
<b><i>Appendix 2: Study Tools</i></b> .....	<b>1176</b>
Face to face interview (FTFI) questionnaire.....	116
Informal confidential voting interview (ICVI) questionnaire .....	172

## List of Acronyms

AIDS	Acquired Immune Deficiency Syndrome
CBO	Community Based Organization
CHA	Centre Hospitalier <i>affilié</i> Universitaire de Québec
FSW	Female Sex Worker
FTFI	Face to Face Interview
HIV	Human Immunodeficiency Virus
IBBA	Integrated Behavioural and Biological Assessment
ICVI	Informal Confidential Voting Interviews
IPHCR	Institute of Population Health and Clinical Research
KHPT	Karnataka Health Promotion Trust
M&E	Monitoring and Evaluation
MSM	Men who have sex with men
NACO	National AIDS Control Organization
NC	Non-Commercial Partner
NGO	Non-Governmental Organization
PE	Peer Educator
PSU	Primary Sampling Unit
SBS	Special Behavioural Survey
STI	Sexually Transmitted Infection
TLC	Time-Location Cluster Sampling
UNAIDS	United Nations Programme on HIV/AIDS

## **Acknowledgements**

This survey of the female sex worker population in urban Bangalore was a collaborative effort between the CHARME Project, Karnataka Health Promotion Trust, St. John's Medical College, and the local implementing NGO, Myrada. We would like to take this opportunity to express our sincere gratitude to all those who have contributed to success of this project.

The district and regional office staff of KHPT have enabled this project to come to fruition and deserve much of the credit. In particular, we would like to thank Mr. Raghavendar for his contribution. Additionally, we would like to thank St. John's Research Institute for their field work efforts. We also would like to extend our gratitude to the staff of Myrada. Finally, within the district hospital in Bellary, we particularly would like to thank Dr. Narishima Murty for his contribution and assistance in the project.

We would also like to take the opportunity to acknowledge the ongoing support provided by the Bill & Melinda Gates Foundation.

Most importantly, we would like to extend our heartfelt gratitude to all the sex workers who cooperated and participated in these surveys, without which the completion of the project would not have been possible.

## **Executive Summary**

### ***Background***

India has an estimated 2.4 million people infected with HIV and unprotected paid sex remains a key factor in its continued spread, particularly in the southern states. The National AIDS Control Organization (NACO) has classified Bellary district as one of the highest prevalence districts in Karnataka. In October 2005, approximately 3,129 female sex workers (FSWs) were mapped in Bellary district, of which approximately 15.7% were estimated to be HIV infected. Sex work in Bellary urban is predominantly home-based with FSWs soliciting sex in public places across the city, and mostly entertaining their clients in a home setting.

The India AIDS Initiative, *Avahan*, of the Bill & Melinda Gates Foundation (BMGF) was established in 2003 with the aim of slowing down the HIV epidemic in India through targeted, integrated large-scale HIV prevention programmes with high-risk populations such as FSWs in six high prevalence states of India. The HIV prevention programme was initiated in Bellary in November 2004, with the support of the implementing NGO called Myrada. As part of monitoring and evaluation of the *Avahan* programmes, quantitative ‘special behavioural surveys’ (SBS) and ‘integrated behavioural and biological assessment’ (IBBA) surveys were conducted with FSWs to examine sex work characteristics, condom use and sexual behaviours with regular partners and clients, alcohol and drug use, and knowledge and use of the HIV prevention programme services.

### ***Subjects and methods***

This quantitative SBS study was conducted with FSWs in urban Bellary district from December 2005 to July 2006. One round of face to face interviews (FTFI) and one round of informal confidential voting interviews (ICVI) were conducted with FSWs. The sampling methodology adopted for the SBS was the same as for the IBBA surveys. Women were selected from across Bellary district using time location cluster random sampling, with numbers in each cluster proportional to total population size estimates. Questionnaires were conducted in the main language, Kannada, by trained members of Myrada. Data was double-entered in Microsoft Access and analysed using Stata, version 10.

### ***Results***

A total of 397 FSWs participated in this study – SBS-FTFI (198) and SBS-ICVI (199). Response rates were high at 95% (198/209) and 96% (199/209), respectively. The mean age of participants was 29 years and the majority (80%) was illiterate. In the SBS-FTFI, most were either currently married (25%) or had previously been married but were now separated, widowed, divorced or had been deserted by their husband (41%).

FSWs were recruited for the study from public places, brothels, and home-based settings. For the purposes of the SBS-FTFI analysis, we classified FSW sex work typology according to their response to a question about where they *usually* solicit most of their clients. Over half (53%) of the participants reported usually soliciting clients in home-based settings, 35% reported public places and a minority reported soliciting from brothels (12%).

Participants started selling sex at an average age of 21.4 years and had worked an average of seven years. Nearly half of the participants (48%) reported having no alternate source of income and sold sex for an average of 16 days each month and entertaining an average of 2-3 clients per working day. Although vaginal sex was the main type of sex sold to clients, approximately 18% of the participants in the SBS-FTFI and SBS-ICVI reported having had anal sex at some point.

Over half of the FSWs in the SBS-FTFI (57%) had a husband or a cohabiting partner, of whom a quarter knew of their sex work. Consistent condom use with husbands and cohabiting partners was low with over half of participants in the SBS-FTFI reporting never using condoms with this partner. Moreover, over 60% of women in the SBS-FTFI reported that their regular male partner also had sexual relationships with other women.

Among the minority (28%) who reported having a non-commercial partner (NC) other than their husband or cohabiting partner in the SBS-FTFI, approximately half reported using a condom the last time they had sex with their most recent NC partner. Less than half of the participants in the SBS-ICVI reported using a condom at last sex with this partner.

All women had new/occasional clients and 46% reported having repeat clients. In the SBS-FTFI, condom use with commercial sexual partners (both repeat and new/occasional clients) was relatively high with approximately three-quarters of women with these partner types always using a condom with them. Rates of condom use at last sex with these commercial partners were reported by ICVI and FTFI respondents at over 90%.

Nearly all participants (94.4%) reported previous contact with a PE/NGO worker and having witnessed a condom demonstration. Approximately 76% of the participants who were contacted by a PE/NGO worker reported ever having had visiting a NGO-run clinic; and of the women who had ever visited the clinic, 88% reported having had received a 'grey pack' containing 1g Azithromycin and 400mg Cefiximine for presumptive treatment of chlamydia and gonorrhoea. In addition, participants had known of HIV/AIDS for an average of two years and nearly two-thirds of respondents (64%) reported having ever taken an HIV/AIDS test.

Poor mental health was evident among the study population with approximately 40% to 50% of FSWs in the SBS-FTFI reported being intoxicated during sexual intercourse. Furthermore, nearly one-fifth of the participants reported that they had been beaten or otherwise physically forced to have sexual intercourse within the past year.

## ***Discussion***

Considering the early stage of the programme at the time of the survey, the findings suggest that the HIV prevention programme in Bellary district was having a significant impact on sex worker condom use and use of sexual health services in the district. Although high levels of PE/NGO worker contact, condom demonstrations, HIV testing, and rates of reported condom use with clients were reported, there was a substantially lower reported rate of condom use with regular non-commercial partners, cohabiting lovers and husbands.

Additionally, all brothel-based sex workers in the study were dependent on sex work for their livelihoods and were more likely to work a greater number of days per month.



Correspondingly, they had a greater number of clients per month as compared to other sex work typologies. High rates of alcohol consumption were also more likely to be reported by brothel-based FSWs. Thus, given the increased levels of risk brothel-based sex workers face, additional interventions targeting this subgroup of FSWs may be necessary.

Furthermore, the potentially high level of sexual mixing that may be occurring between some FSW regular partners, and other women, suggests that continuing interventions with FSWs and their regular partners are necessary.

Finally, given high rates of alcohol use reported by this population, there is an indication that poor mental health is a significant problem among FSWs in Bellary district. Despite the early signs of collectivization among the FSWs in Bellary, the study suggests a clear need to focus on interventions that address the larger socioeconomic factors and enable marginalized and vulnerable women such as these to earn money through alternative means, in addition to interventions that facilitate improving their mental health.

## **Introduction**

### **The HIV epidemic in India**

India is the second most populous country in the world and has an estimated 2.4 million people living with HIV/AIDS [1-2]. The epidemic is highly heterogeneous with HIV prevalence rates highest in the four southern states of Andhra Pradesh, Karnataka, Maharashtra and Tamil Nadu, and the two north-eastern states of Manipur and Nagaland [1, 3]. Unprotected paid sex is thought to be a key factor in its continued spread, particularly in the southern states, where rates among female sex workers (FSW) and also among men who have sex with men (MSM) have reached over 30% in some districts [1]. Indeed, mathematical modelling suggests that HIV prevention interventions targeted at FSWs alone could halt the HIV epidemic in this country, if applied at sufficient scale and quality [4].

### **The India AIDS Initiative, *Avahan***

The India AIDS Initiative, *Avahan*, of the Bill & Melinda Gates Foundation was established in 2003 with the aim of slowing down the HIV epidemic in India through targeted, integrated large-scale HIV prevention programmes with high-risk populations in 83 districts in the six high prevalence states of India and in 17 sites along the National Highways [5]. The programmes target FSWs and their clients, men who have sex with men (MSM), hijras (transgendered people) and injecting drug users (IDUs) and are tailored to the local situation and needs. Key programme components include: (i) focused HIV and STI prevention peer education outreach, with an emphasis on condom promotion and provision, (ii) behaviour change programmes for HIV and STI risk reduction among regular partners of FSWs, (iii) improved quality and accessibility of high-quality STI management services for FSWs and their partners and (iv) key population (FSW / MSM / transgender) collectivisation and community mobilisation.

### **Bellary, Karnataka state**

Karnataka state is situated in the south of India and has a population of 53 million people (2001 census). The capital of the state is Bangalore and Kannada is the main language spoken. It is a predominantly Hindu state (83%), with Islam (11%) and Christianity (4%) also practiced (2001 census).

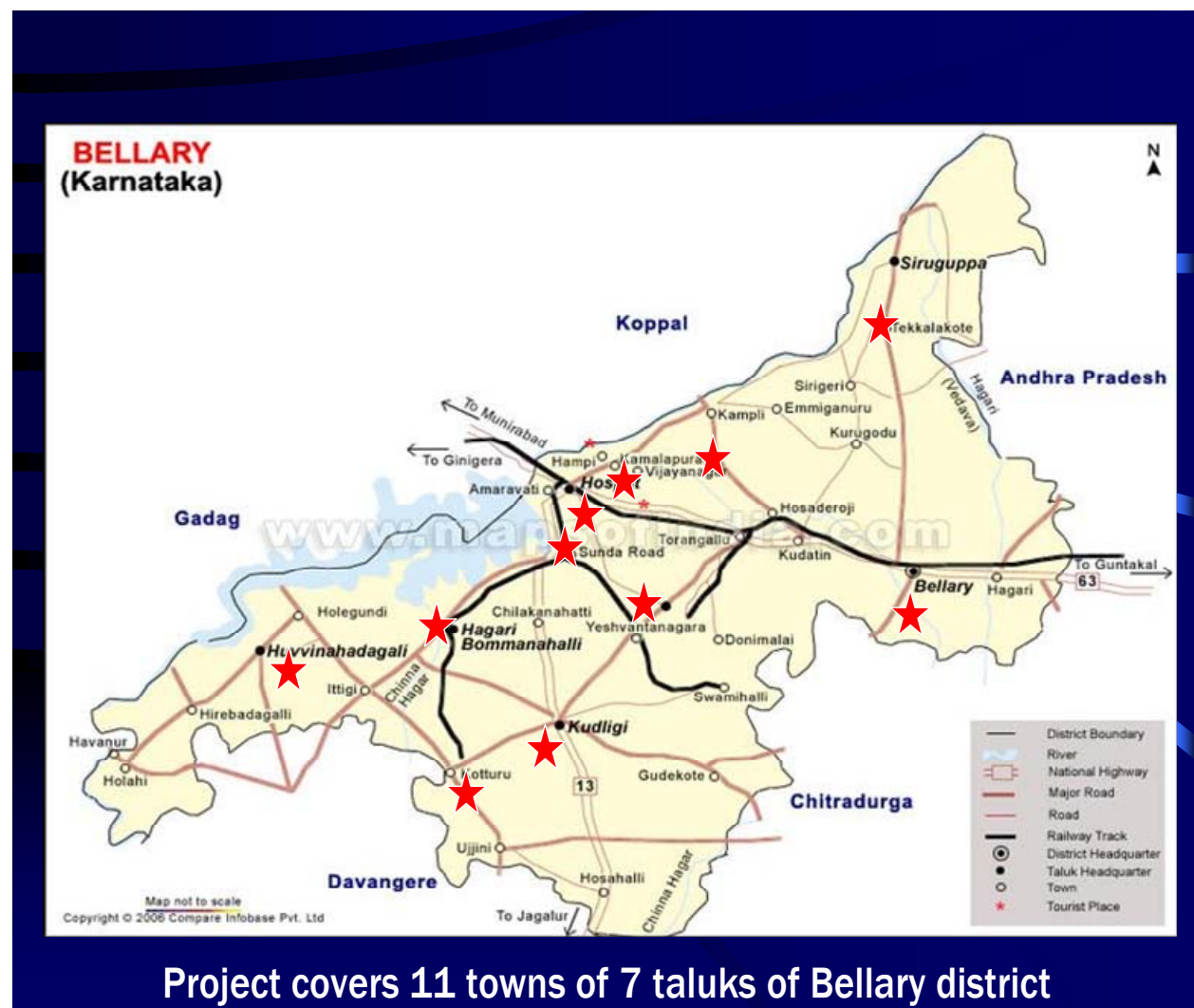
Situated on the eastern part of Karnataka, Bellary district is famous for iron and manganese ore and has mining operations. The district is bordered by Raichur, Haveri, Chitradurga, Karnool and Ananthapur Districts and has two main rivers, the Tungabhadra and the Hagari. Another well known international tourist spot which is also a heritage site is Hampi, which is 15 kilometers away from Hospet town.

As per the 2001 census, the population is 2,027,000 with 70% living in rural areas. The major occupation in this district is agriculture (cotton, jowar, ground nut, paddy, sunflower and cereals) with 75% of the total labour force depends on agriculture for their livelihood.

Overall, Karnataka state has an estimated HIV prevalence of 0.75% among the adult population, placing it among the top four states in India with regards to HIV epidemic

severity [1]; and in particular, Bellary has been classified as one of the high prevalence district (“A” Category) in Karnataka by the National AIDS Control Organization (NACO). According to the latest available surveillance data, HIV in general population of Bellary district is 0.38%, with an HIV prevalence rate among the female sex worker population of 15.7% [6]. During a mapping done in Bellary district in October 2005, a total of 3,129 FSWs were mapped across 11 towns (KPHT Management Information System).

**Figure 1: Programme coverage within Bellary district**



## **Roles of NGOs and CBOs in project implementation**

Funded by the Bill & Melinda Gates Foundation *Avahan* programme, the Myrada Soukhya Programme, supported by Karnataka Health Promotion Trust (KHPT), is a joint collaboration between an NGO, Myrada and an FSW community based organization (CBO) Soukhya. Under the programme, Myrada implements the HIV prevention interventions with sex workers in Bellary district. The Myrada Soukhya Programme began in November 2004. Following the initial mapping of the FSWs, project outreach teams consisting of peer educators were established.

Under *Avahan*, the programme focuses on three primary objectives: direct risk reduction (outreach, condom promotion and STI management); community mobilization and creating an enabling environment (focusing largely on crisis management and sensitization of key stakeholders). Myrada merged these objectives into the Soukhya programme with their own ABC4DE approach<sup>1</sup>. While all of the *Avahan* components were incorporated into the programme interventions, Myrada also sought a more comprehensive social approach and sustainability. Therefore, strategies such as working with referral clinics, responding to non-HIV related needs of the community, and institution building within the community were explored and implemented from the first year of the programme. Both *Avahan* and KHPT provided Myrada the space and support needed to undertake these additional activities.

An additional feature of Myrada's strategy is its holistic approach of viewing sex workers as human beings. This has resulted in Myrada looking at the socio-economic and overall development of the sex worker based on her expressed needs that go beyond risk reduction of HIV/AIDS. The rationale is that if a woman is empowered in a holistic way (health, socio-economic, etc.), she will be able to address any risk factor that makes her vulnerable to HIV acquisition.

With regard to this Special Behavioural Survey (SBS) study, Myrada facilitated the fieldwork in the sex worker community in the urban areas of Bellary. Prior to the survey, Myrada met with their field staff to orient them to the study procedures and their roles in the survey. Subsequently, Myrada informed the sex worker community about the study, its aims, objectives, and how the study would proceed. During the survey, peer educators from Myrada were designated to identify the selected sites (clusters) and approach the respondents.

## **Monitoring and evaluation of *Avahan* programmes**

To monitor and evaluate the impact of the *Avahan* funded programmes, *Avahan* supports a series of surveys that measure changes in behaviours, STIs and HIV in the target population. These observational data provide parameter estimates for mathematical modelling that can estimate the number of HIV cases averted in high risk groups and the general population. The surveys include (i) cross sectional surveys called Integrated Biological and Behavioural Assessments (IBBA) which involve STI/HIV testing and face to face questionnaires with members of high-risk groups and their clients, (ii) Special Behavioural Surveys (SBS) (which

---

<sup>1</sup> ABC4DE - Comprehensive prevention, care and support approach with **A**- Awareness: organized in general population; includes mass awareness; **B**- Behavioural change: through smaller groups; **C**<sub>4</sub>-Continence, Condom use, Community involvement, Continuity; **D**-Drugs, HIV care and support; **E**-Empowerment: livelihoods, linkages, CBO building

have quantitative and qualitative components) and general population surveys (GPS) and (iii) regular behavioural tracking surveys [5].

With regard to the intervention districts in Karnataka, the SBS were carried out by Centre Hospitalier *affilié* Universitaire de Québec (CHA) in partnership with KHPT, the University of Manitoba (Winnipeg, Canada) and the Institute of Population Health and Clinical Research (IPHCR), St. John's Medical College, Bangalore.

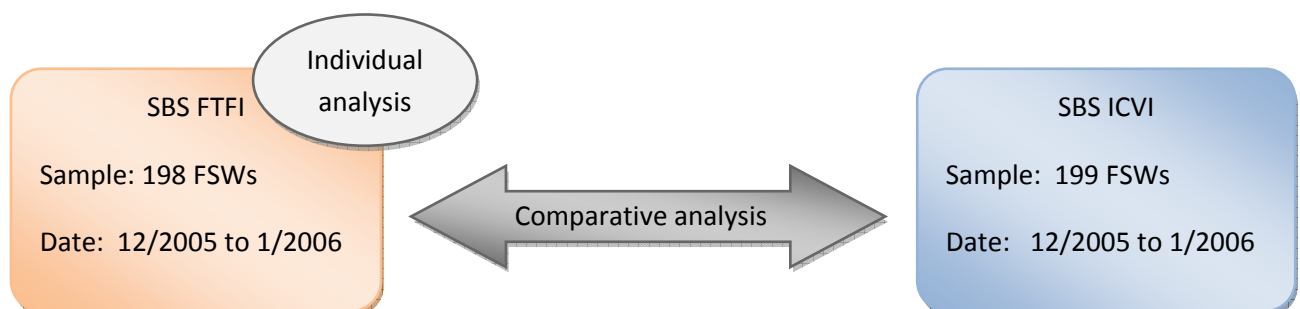
### **Purpose of this study**

This SBS study was conducted using face to face interviews (FTFI) with 198 FSWs and informal confidential voting interviews (ICVI) with 199 FSWs from December 2005 to January 2006 (See Figure 2). The FTFI comprised a detailed questionnaire whereas the ICVI comprised a short questionnaire covering demographic characteristics followed by a short questionnaire of seventeen key behavioural questions (See Appendix 2), conducted in a more anonymous setting than a face to face interview. The main aim of the ICVI was to compare responses with face to face interview questioning.

The main aims of this quantitative SBS study were to examine:

- 1) FSW demographic characteristics;
- 2) Sex work characteristics including sex work migration;
- 3) Sexual practices and condom use with clients and non-commercial sexual partners;
- 4) Alcohol use with clients and non-commercial sexual partners;
- 5) HIV prevention programme knowledge and behaviours;
- 6) HIV/AIDS awareness and behaviours, including injection practices;
- 7) In addition, by comparing answers provided in face to face interviews with answers provided using an ICVI methodology, we aimed to gain a clearer understanding of the impact of social desirability bias on survey findings;
- 8) Enable more in-depth understanding of behavioural parameters not covered by the IBBA questionnaires, including sexual networks and concurrency.

**Figure 2: SBS samples: FTFI and ICVI**



## Definitions used in the study

*Female sex worker:* Any woman above age of 18 who has engaged in sex work for monetary compensation in the last month and is identified in the location selected for the survey. These locations include brothels, lodges, homes, dabhas,<sup>2</sup> and public places.

The types of sex workers are distinguished by the place of solicitation. Home-based solicitations are distinguished from brothel-based ones primarily by the lack of multiple women operating from the same house. The woman may or may not be living with relatives or other non-sex working house member. Distinctions between other similar types of sex workers (e.g. non-street solicitation lodge based sex workers who live at the lodge vs. brothel based sex workers) are described by degree of control over movement and pay by gate-keepers (pimps, lodge owner/brothel owners, etc.)

*Home-based sex worker:* The sex worker who works at her usual place of residence (often with her other family members) and does not go out to solicit (pick-up) clients. Clients come to her by word of mouth or a broker may get them.

*Brothel-based sex worker:* The sex worker works in a place other than place of her residence, under a Gharwali or an agent who receives part of her earnings. A brothel generally has more than one sex worker. Clients come to the brothel or the clients are brought into the brothel through a network of pimps or brokers. The sex worker is available at the brothel most of time.

*Lodge/dabha-based sex worker:* The sex worker practices sex work while staying in a lodge or hotel or a dabha. She is employed by the hotel or lodge and does not have to go out to bring clients. Instead, clients come to her or are brought to her by a network of pimps and brokers. Often the terms of sex work (duration, frequency, earnings, and movement) is determined by the lodge owner/network operator.

*Public places-based sex worker:* The sex worker solicits (picks up) clients in public places such as streets, parks, railway stations, bus stands, market places, and cinema halls. The clients may later be entertained in lodges, homes, brothels, or public places. They mostly operate individually, without controls from the pimps, brokers, etc.

## Eligibility criteria to participate in the study

- Women who report that they are currently practicing sex work
- Women who are above the age 18 years
- Women who are not under the influence of alcohol
- Women who have sound mental health

---

<sup>2</sup> A dabha is a roadside eating and resting place along highways for long distance truck drivers and motorists.

Types of partners defined for the purpose of the study are listed below:

#### I. Non-Commercial partners

*Husband:* A man who is married to the respondent either legally or customarily at the time of the survey

*Cohabiting partner:* A man who is not a legal husband or married to the respondent by tradition, but who has relationship (social and sexual) with the respondent and lives with the respondent

*Non-commercial partners:* Men who have a sexual relationship with the respondent, but they do not live with her and the relationship is non-commercial (e.g. lovers and boyfriends).

#### II. Commercial Partners

*Repeat clients:* Repeat clients are paying clients, who repeatedly visit the respondent for sex.

*New/Occasional clients:* New/occasional clients are paying clients, who are new/not familiar to the respondent.

## **Methods**

### **Selection of the districts and samples for FSWs**

In Karnataka, four districts were selected for special surveys of female sex workers: Bellary, Belgaum, Mysore and Bangalore Urban. The basic criterion for selection of districts for these surveys was a focus on those districts where an IBBA study had already been conducted by the KHPT. The sampling frame, sample size and selection procedures for the quantitative SBS were the same as those adopted in the IBBA in each district. A total of 85 clusters, that is, primary sampling units (PSUs) per district were selected and an average of 5 interviews (FTFIs and ICVIs – see below for further explanation) were carried out per selected cluster.

The selection of clusters was carried out using one of two sampling procedures, depending on the nature of the sex work site. Conventional cluster sampling methodologies were used for the selection of clusters for home-based, brothel-based, lodge-based and dabha-based sex work sites. Time-Location Cluster (TLC) sampling methodologies were used for the selection of clusters from street-based and other public place-based sex work sites. From within the selected clusters, the respondents were selected randomly.

### **Sampling**

A target sample of 400 FSWs was determined based on the expected baseline value of the key indicator measured, i.e., consistent condom use, the magnitude of change that is desired to detect in the key indicator, confidence level, statistical power and design effect (See Appendix 1 for the detailed sampling methodology as well as the calculation of sampling weights). A two-stage sampling method was adopted: selection of sites where FSWs solicit in the first stage and the selection of respondents from the selected sites in the second stage. As noted above, home-based sites or clusters were selected using the conventional cluster sampling method and the TLC sampling method was used for the selection of street-based sites/clusters.

The SBS conducted in Bellary covered a total of 3234 clusters. Using a multi-stage sampling methodology, it was decided to select a total of 80 clusters (plus 5 clusters to allow for contingencies in the sites such as closure of a site, disruption of sex work in the site, etc.) in the district. Since two different data collection techniques were used (ICVI and FTFI), the number of interviews per cluster was distributed between these two techniques. In each cluster the respondents were allotted alternatively to one of the two interview techniques – i.e. each participating woman was interviewed using either an ICVI or FTFI survey.

Of the total of 85 clusters selected in the first sampling stage, 39 were public places, 37 were home-based clusters and 9 were brothel-based clusters. The target number of completed interviews from each selected cluster was fixed at 5 and if this number was not achieved in a cluster, the balance was covered in subsequent clusters. Within the selected cluster, the selection of the respondents was random. In home-based clusters, the team supervisor prepared a list of all the FSWs in the site, and selected the required number randomly. In sites where the available FSWs were less than or equal to five, all FSWs were selected for the



survey. A count of FSWs who were cruising in the selected time-location clusters was also maintained in street-based sites.

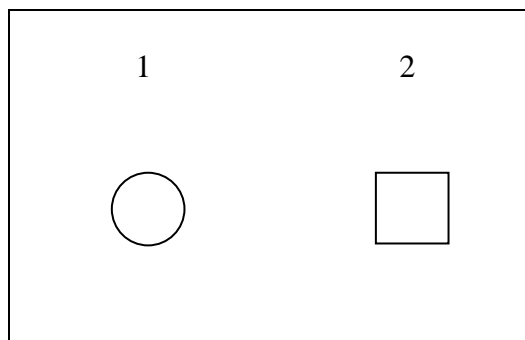
### Face to Face Interviews (FTFIs)

A questionnaire for face to face administration was designed in English and translated into Kannada (the local language), pilot-tested with peer educators and re-designed to be culturally sensitive and context specific. It contained questions about demographic characteristics, husband /cohabiting partner, sex work and clients, sex work and migration; HIV/AIDS risk perception, injection, transfusion history and drug use and exposure to the NGO intervention prevention programme (Appendix 2). All data were double-entered using Microsoft Access and analysed using Stata (version 10).

### Informal Confidential Voting Interviews (ICVIs)

Informal confidential voting interviews (ICVIs) were designed to investigate potential social desirability bias to sensitive questions experienced in face to face interviews, by blinding the interviewer to the responses of the participant. The first part of the ICVI was conducted as an informal variant of the FTFI method and included seven questions on socio-demographic characteristics. The second part incorporated respondent-completed cards, where the interviewer, who was screened from the respondent by a piece of cardboard or material, read out the questions to the respondent (Appendix 2). The respondent filled in the coded answer (circle for NO and square for YES), on the card and put it in a locked ballot box (See Figure 3). Seventeen key questions were asked using this anonymous and more confidential method.

**Figure 3: ICVI interview method**



Example of a Voting Card



Respondent inserting a voting card into a sealed box

## **Study procedures**

Data collection took place between December 2005 and January 2006, approximately 14 months after the start of the *Avahan* HIV prevention programme. The study was implemented in cooperation with the field workers and peer educators of Myrada. These staff played a vital role in introducing potential respondents to the supervisor of the SBS research team. However, they did not play any role in the implementation of procedural aspects of the survey itself. The supervisor from the survey team selected the respondents randomly.

## **Ethical approval**

Ethical approval for this study was granted by the Research Ethics Review Board at the Centre Hospitalier *affilié* Universitaire de Québec, Canada, the Health Research Ethics Board of the University of Manitoba, Canada and the Institutional Review Board of St. John's Medical College in Bangalore, India.

## **Witnessed informed consent**

Witnessed verbal consent was used for the study. Verbal consent was obtained in the presence of peer educators who then gave their signatures. The study maintained complete anonymity of the participants by not recording on the questionnaire any information that could later be used to identify the respondents.

## Results

A total of 346 FSWs were enumerated in the 85 selected clusters. Out of the 209 subjects invited to participate, a total of 198 women completed FTFI yielding a response rate of 95%. Similarly, 329 FSWs were enumerated for the ICVI, of whom 207 were invited for an interview. One hundred and ninety-nine women participated in the ICVI yielding a response rate of 96%. Thus, a total of 397 women took part in the two surveys conducted in the Bellary District.

### Demographic characteristics (FTFI)

Table 1 summarizes the socio-demographic characteristics of the study population found in the FTFIs. Of the total 198 women interviewed, FSWs reported usually soliciting from home-based settings<sup>3</sup> (53.0%), and public places<sup>4</sup> (35.2%), and a minority in brothel-based settings<sup>5</sup> (11.8%). Over 90% of the women were under the age of 39 and the mean age was found to be 28.6 years. However, all brothel-based FSWs were less than 34 years of age and the mean was considerably lower than the overall (21.9 years). The majority of the FSWs were illiterate (80.2%); yet, brothel-based FSWs were more likely to have had some level of formal education.

Caste/tribe identification and marital status varied across the three sex worker types. The majority of public place and home-based workers identified with either the scheduled castes/tribes; however, brothel-based FSWs largely (80%) did not belong to a scheduled caste or tribe. With regard to marital status, over 40% were separated, widowed, divorced, or deserted. None of the brothel-based workers was currently married and nearly 45% of home-based FSWs were devadasis<sup>6</sup> (Table 1).

### Family planning methods (FTFI)

Nearly equal proportions of respondents reported using condom/nirodh (39.4%) and female sterilization (35%) as their current family planning method. However, female sterilization was more likely among older FSWs (53.5%). On the contrary, brothel-based FSWs had a greater likelihood of using condoms (66.3%) to protect against pregnancy. Over a quarter (26%) of the respondents reported not using any family planning measures. This was most likely among younger women (40.7%), devadasis (34.7%), and women of the scheduled caste (32.1%) (Table 2).

---

<sup>3</sup> Home includes the FSWs own home, friends' homes and rented rooms outside brothels or lodges

<sup>4</sup> Public places includes bars/ night clubs; vehicles; bus stands; fields; railway stations; factory premises.

<sup>5</sup> Brothels includes places with rooms, such as brothels, lodges and dhabas

<sup>6</sup> Devadasi tradition involves religious rites in which unmarried young women are dedicated to serving in religious duties. Over time, these services have included sexual services to priests and patrons of the temple and have been referred to as "sacred prostitution" [7].

## **Sex work history, pattern, and environment (FTFI)**

The mean age of sexual debut was 15.1 years; however, the average age respondents began selling sex was 21.4 years (Table 3). Over 80% of brothel-based workers had been in sex work for less than 5 years, but the mean duration of sex work for *all* the participants was 7.2 years. Specifically, brothel-based FSWs had worked for an average of 2.8 years, home-based FSWs for 8.8 years, and street-based FSWs for 6.3 years (Table 1 and 3). Nearly half the participants (48%) were dependent on sex work for their livelihood. Those with alternative sources reported working as agricultural laborers (21.5%), followed by non-agricultural laborers, maids, or in other types of jobs. Brothel-based sex workers were completely dependent on sex work for their livelihood with no other sources of income reported (Table 1).

Overall, 90% of respondents reported living in the place of interview; and the majority (84.6%) sold sex within place of interview (Table 1). Of those who worked in the place of interview, they had done so for an average of 6.8 years, with older and more experienced FSWs, as well as devadasis more likely to have worked for longer at place of interview as compared to other FSWs (Table 4).

Brothel-based workers were different to other respondents and were more likely to live away from the place of interview, but within Bellary district. Also, they were more likely to be selling sex in places other than the place of interview (70%) (Table 1). Those most likely to live away from the place of interview and to sell sex in other places were those who were never married, those less than 25 years of age, literate, and not having alternative sources of income (Table 5) – all characteristics associated with brothel-based sex workers. A minority (3.7%) of the respondents reported having practiced sex work in any place other than the place of interview *in the past* (Table 6).

Brothel-based participants worked a greater number of days in a typical month (26.7 days) with a larger client volume reported on the last working day (8.6 clients) as compared to the overall cohort average of 16 working days per month, and 2.8 clients on the last working day (Table 7).

Independent solicitation was the primary mode of solicitation; and was reported by 89% of FSWs. Approximately 5% of the participants reported going through a broker/pimp and nearly 6% reported using a broker/pimp occasionally. Higher rates of always using a broker/pimp for solicitation were found among women who lived away from the place of interview (31.1%), brothel-based FSWs (30.4%), those never married (20.3%), younger women (14.8%), and those working for less than 5 years (13.4%). Occasional use of a broker/pimp was highest among respondents currently selling sex outside away from the place of interview (16.7%) and brothel-based workers (15.8%) (Table 8).

Most women reported that they entertained their clients at home (43.2%) with the remainder reporting someone else's home (19%), lodge (14.1%), rented room (10.4%), or public place (8.1%) (Table 9).

With regard to violence faced by FSWs, approximately 19% of the participants reported that they had been beaten or otherwise physically forced to have sexual intercourse within the past

year. This type of violence was most likely to be reported by brothel-based sex workers (43.3%), those women who were currently separated/widowed/divorced/deserted (28.8%), and women in non-scheduled castes/tribes (26.8%). In contrast, devadasis were less likely to face this type of abuse (3.7%) (Table 10).

### **Migration (FTFI)**

As mentioned previously, approximately 15.4% reported selling sex in places away from the place of interview (Table 1) and reported doing so for an average of 3.7 years<sup>7</sup> (Table 11). Of these women (n=59), nearly 80% reported selling their sex once a month and approximately 13% reported visiting more than once a week (Table 12). On average, these FSWs reported having 4.9 clients per working day while away (Table 13).

The majority (65.4%) reported always using condoms and 3.9% reported never using condoms with clients in these places (Table 14).

### **Husband/cohabiting partner (FTFI)**

Approximately 57% of the cohort had a husband or cohabiting partner, and this was most likely among participants working in public places (68.8%) (Table 15). The mean age of husband/cohabiting partners was 37.5 years. On average, FSWs had been in a relationship with these men for 11 years, staying 10.6 months out the past 12 months with them (Table 16). Of the women with a husband/cohabiting partner, a quarter reported that their respective partner was aware of their occupation as a sex worker. However, over 60% of the women reported being aware of the fact that their husband/cohabiting partner also had sexual relationships with other women (Table 17).

Participants with a husband or cohabiting partner reported having intercourse with him an average of 5.4 times per month with younger FSWs, devadasis, and literate women more likely to report higher rates of sexual intercourse per month (7.3, 6.7, and 6.5 times, respectively) (Table 18).

#### *Condom use with husband/main cohabiting partner*

Condom use with husbands or cohabiting partners was considerably low with over half (54.3%) reporting never using condoms with these partners. Never use with these partners was predominant among younger women, devadasis, and public place FSWs (77%, 71.6%, and 62%, respectively), although the numbers were small. Approximately 15% reported always using condoms with their husbands/cohabiting partners. This behaviour was more likely to occur among FSWs who were older, literate, and separated/widowed/divorced/deserted (25.1%, 26%, and 22.3%, respectively) and least likely to occur among those identifying with a non-scheduled caste/tribe (6.9%) (Table 18). Furthermore, less than 40% of women with a husband/cohabiting partner reported using a condom the last time they had sex with this partner. Scheduled tribe women, those separated/widowed/divorced/ or deserted, and those working as sex workers less than five years were most likely to have used a condom the last time they had sex with their husband/cohabiting partner (Table 19).

---

<sup>7</sup> *Places outside of Bellary*: maximum of three places collected from the FSWs who reported migrating presently

Encouragingly, of the women who reported using a condom with their husband/cohabiting partner (n=51), the majority (54.2%) reported that they had done so in order to prevent HIV transmission. Similarly, 30% reported they had used condoms to avoid getting other STIs. Other reasons reported by FSWs for using condoms were family planning, lack of trust in her partner, FSW imposed its use, and that her partner was aware that she was a sex worker (approximately 20% FSWs reported each of these reasons) (Table 20).

Conversely, the most common reason reported for not using a condom was because their respective husband/cohabiting partner did not want to use them (44%). A further 32% reported simply not being able to use them with their partner, along with the fact that he was not a client (26.8%); 19.4% reported their partner was not aware that she was a sex worker making a suggestion of condom use difficult. Other reasons included that a mutual trust existed between the FSW and her partner, their partner did not find it pleasurable when using a condom, and that the FSW wanted to conceive a child (Table 21).

### **Non-commercial sexual partners (FTFI)**

Approximately 30% of the cohort reported having non-commercial partner/s (n=57) (Table 22). The mean age of the most recent non-commercial sex partner (NC) was 31.6 years when they first had sex; with the duration of sexual relationship averaging 3.4 years (Table 23). Approximately 8.5% of the women who reported ever having had a NC partner revealed that their *most recent* NC partner had lived with them at some time. Over 56% of these women reported that their most recent NC partner was aware of her sex work (Table 24). Moreover, nearly 80% of these women reported that their most recent NC partner had sexual relationships with other women (Table 25).

Less than 17% of FSWs who had ever had a NC partner said that they financially supported one at the time of interview. Conversely, nearly 80% of those who had ever had a NC partner reported that they are currently supported financially by such a partner (Table 26).

#### *Condom use with most recent non-commercial partner*

Of those with an NC sex partner (n=57), 30.7% reported never using a condom with the most recent such partner and approximately half (49.4%) reported always using a condom with this partner (Table 27). FSWs who reported always using condoms with this partner type (n=24) had been doing so for an average of 1.2 years. Furthermore, the majority of these women (63.6%) reported using a condom with this partner the last time they had sex (Table 28).

In contrast to the main reason FSWs reported condom use with husbands/cohabiting partners, the most common reason reported for using a condom with the most recent NC sex partner was because this partner knew she was a sex worker (49.7%). Other reasons included protection from HIV transmission (31.7%), the sex worker imposed its use (24.9%), the sex partner insisted on its use (16.1%), to avoid getting other STIs (12.3%), family planning (12.3%), and the fact that the FSW did not trust the sex partner (5.8%) (Table 29).

### **Commercial clients - Repeat clients (FTFI)**

Nearly half of all the FSWs (46.1%) reported having repeat clients. Those participants who were literate, had a longer duration of sex work (10+ years), and older (35+ years of age) were more likely to have repeat clients than illiterate, younger and less experienced women

(63.3%, 57.5%, and 55.5%, respectively) (Table 15). At the time of interview, FSWs with repeat clients reported having an average of 2.8 repeat clients concurrently (Table 30).

The mean age of the *most recent* repeat client was 35.1 years (Table 30). On average, the respondents first had sex with their most recent repeat client 2.9 years prior to the survey, with older FSWs and more experienced FSWs, as well as tribal women most likely to have had longer relationships (5.2, 4.3, and 4 years, respectively) (Table 31). Furthermore, nearly 90% reported that their most recent repeat client was currently married, with the remainder separated/widowed (Table 32). Nearly three-quarters of FSWs reported being aware that their most recent repeat client also had sexual relations with other women. This was most likely to be seen among older and more experienced FSWs, devadasis, and home-based workers (84.3%, 96.3%, 87%, and 82.8%, in that order) (Table 33).

The average time since last sex with the most recent repeat client was 1.7 weeks (Table 34).

#### *Condom use with most recent repeat clients*

Overall, condom use at last sex with the most recent repeat clients was reported by the majority of participants (94.4%) who reported having repeat clients. Nearly three-quarters of the women reported always using condoms with this client. However, lower rates were more likely among those currently married (63%), public place FSWs (65.4%), and unusually those with other sources of income (66.5%). Over 5% reported never using condoms with this client. This was most likely among FSWs in the scheduled tribe (10.4%), younger FSWs (9.3%), and devadasis (8.8%), although numbers were small (Table 35).

#### *2<sup>nd</sup> and 3<sup>rd</sup> most recent repeat clients*

Of those women who have 2<sup>nd</sup> or 3<sup>rd</sup> most recent repeat clients (n=65 and n=36, respectively), the mean age of the 2<sup>nd</sup> most recent repeat client was 36.2 (3<sup>rd</sup> most recent was 35) (Table 36). The majority (83.6%) of 2<sup>nd</sup> most recent repeat client was reported as currently married (Table 37); however, marital status of 3<sup>rd</sup> most recent repeat clients was more varied (Table 38).

On average, FSWs had been in a relationship with 2<sup>nd</sup> most recent repeat client for 2.1 years, and slightly lower for 3<sup>rd</sup> most recent repeat client at 1.5 years (Table 39 and 40). Mean duration since last sex acts with these clients were 3 months and 0.6 month, respectively (Table 41 and 42).

#### *Condom use with 2<sup>nd</sup> and 3<sup>rd</sup> most recent repeat clients*

The majority of FSWs report that they always use condoms with their 2<sup>nd</sup> and 3<sup>rd</sup> most recent repeat clients (both 74%). On the other hand, sex workers were more likely to report never using condoms with their 2<sup>nd</sup> most recent repeat clients than with their 3<sup>rd</sup> most recent repeat clients (3.2% versus 1.7%) (Table 43 and 44).

#### **Commercial clients - New/occasional clients (FTFI)**

All 198 participating FSWs had new or occasional clients. Unfortunately, the general demographics for this population of clients are not available from this survey.

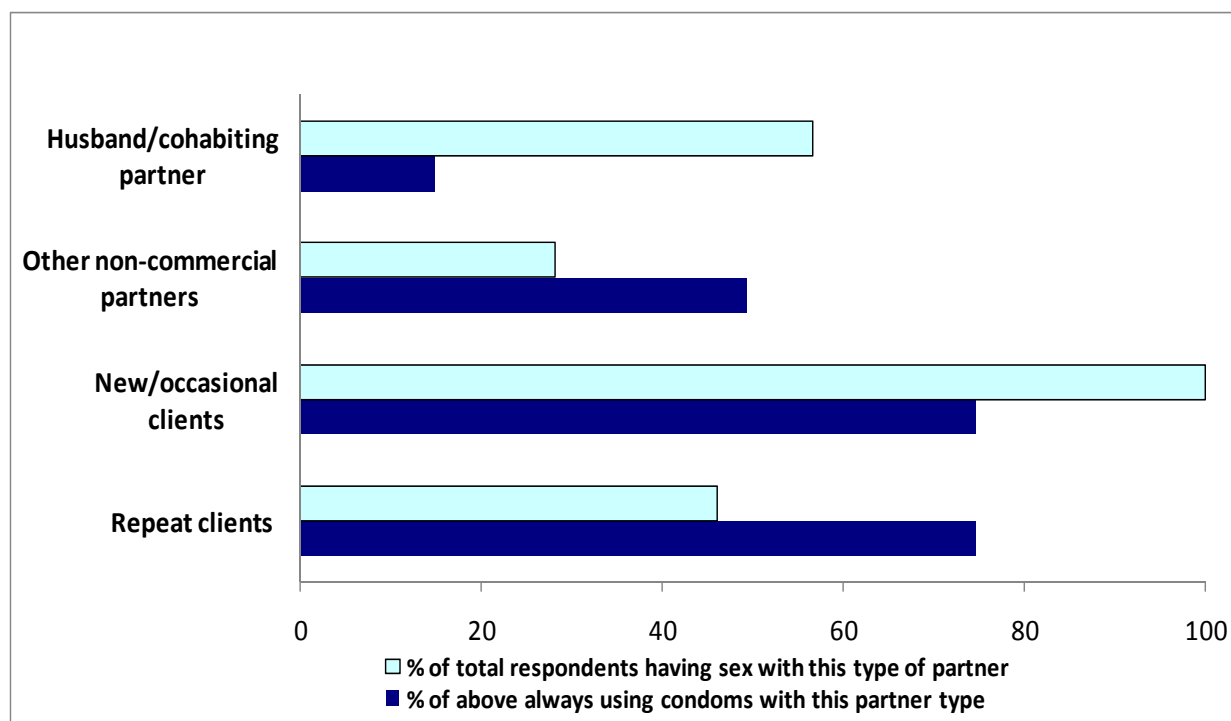
### *Condom use with new/occasional clients*

Condom use with new/occasional clients was relatively high with nearly 75% reporting that they always use condoms with this client population (Table 45), and mean duration of always using condoms was 2.3 years (Table 46). Highest levels were found among home-based FSWs (89%), those working for 10+ years (86.7%), and devadasis (85.3%). In contrast, brothel-based FSWs as well as those selling sex away from place of interview were less likely to always use condoms with this clientele (51.3% and 52.3%, respectively). Furthermore, 1.5% reported never using condoms; and this was more likely among women identifying with the scheduled caste (3.5%) and FSWs who were separated/widowed/divorced/deserted (2.9%) (Table 45).

Over 90% of FSWs reported condom use with their last new/occasional client. This scenario was less likely among FSWs working in public places (84.2%), those currently married (81%), and those working for less than 5 years (83.8%) (Table 47).

The majority of respondents (80.7%) reported using a condom to prevent HIV transmission and similarly, close to 40% reported condom use to avoid getting other STIs. More than 20% of FSWs reported using a condom because they impose its use (Table 48).

**Figure 4: Sexual partners of FSWs and respective condom use with each partner type (FTFI)**





### Most recent sex partners (FTFI)

The majority of FSWs reported that their most recent sex partner was a new client (84.2%), followed by repeat clients (5.4%), husband and cohabiting partner (9.4%), and non-commercial partner (1%) (Table 49). A similar distribution was seen among 2<sup>nd</sup> most recent sex partners (Table 50). As for 3<sup>rd</sup> most recent repeat clients, fewer new clients (70.2%) and more repeat clients (12.5%) and husbands/cohabiting partners (15.1%) were reported as compared to the most recent and 2<sup>nd</sup> most recent repeat clients (Table 51).

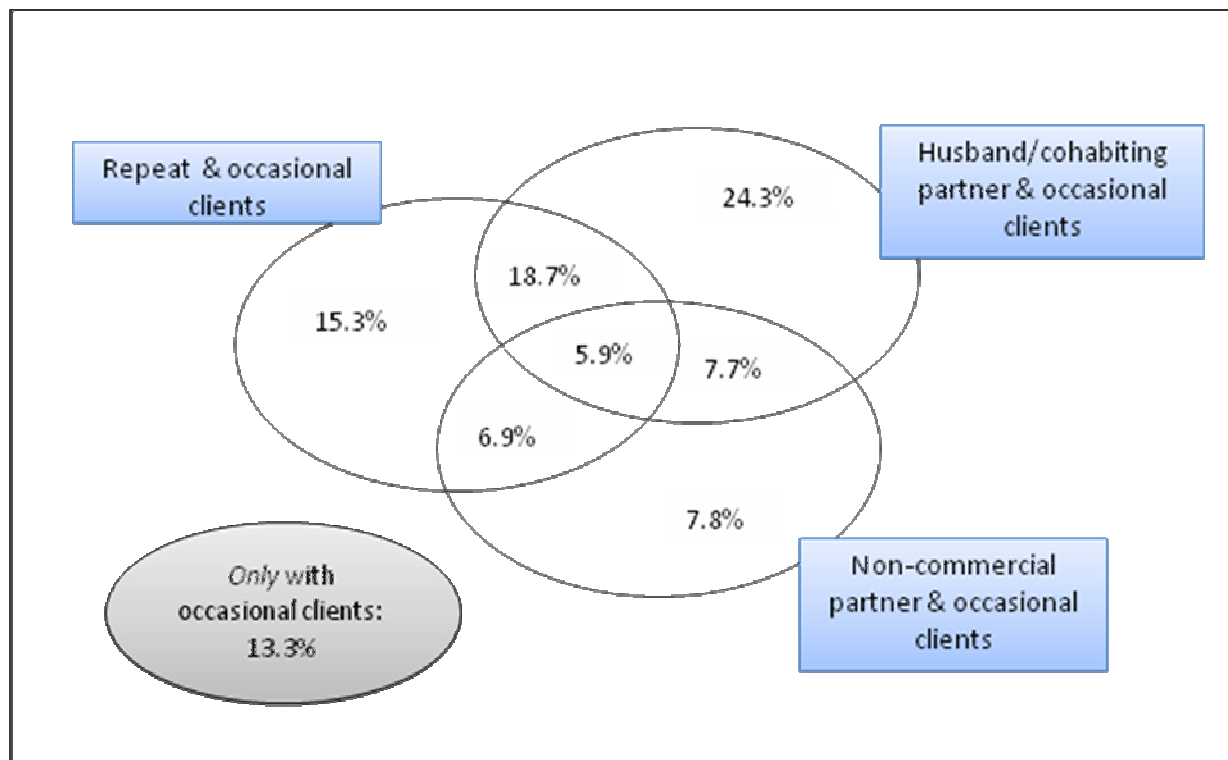
### *Condom use with the three most recent partners*

The majority of FSWs reported using condoms with their three most recent partners (85.6%, 84.9%, and 81.4%, respectively). Lower levels of condom use were seen among participants who were currently married, younger (less than 34 years of age), and those currently selling sex places away from place of interview (Table 52).

### Different FSW sexual partners in the past (FTFI)

As seen in Figure 5, 13.3% of FSW reported only ever having new/occasional paying clients and no other type of partner. Approximately 6% of the total FSWs reported ever having had partners of all partner types – occasional/new clients, repeat clients, non-commercial, and husband/cohabiting.

**Figure 5: Partner types of FSWs (ever had), n=198**



### **Condom breakage (FTFI)**

Less than 5% of the entire cohort reported experiencing condom breakage in the last month; and was more likely to be reported among literate women and those in the scheduled tribe (10.8% and 9.3%, respectively) (Table 53). Similarly, 5.7% of the respondent with a most recent sex partner reported experiencing a condom breakage with this partner. Approximately 3% was reported among both groups of women with 2<sup>nd</sup> and 3<sup>rd</sup> most recent partner (Table 54).

### **Anal sex (FTFI)**

One-fifth of the women with a husband/cohabiting partner reported ever being asked for anal sex; and 17.3% reported ever having had anal sex with this partner. Women who were separated/widowed/divorced/deserted, those in a caste/tribe other scheduled, and those older (35+) were more likely to be asked for and participate in anal sex with their husband/cohabiting partners (rates of ever having anal sex: 42.9%, 28%, and 26.9%, in that order). Also noteworthy, having anal sex was not reported among devadasis and was less likely to be reported by those in sex work for less than 5 years (4.8%), as well as younger women (10.7%) (Table 55).

As for anal sex with the most recent non-commercial (NC) partner (n=57), 31.2% of FSWs reported that they had ever asked for anal sex and 20.6% of those who had NC partners reported they had ever had anal sex with this type of client (Table 56).

Of those with repeat clients (n=95), approximately 44% reported that their most recent repeat client had asked for anal sex at some time; however, 12% reported having had anal sex with this partner type. Women who were aged 25 to 35 years, currently separated/widowed/divorced/deserted, had no other source of income other than sex work, and had been working for 5-9 years were most likely to report having been asked and having had anal sex (51% and 20%; 71% and 23%; 51% and 17%; and 60% and 18%, respectively) (Table 57).

With regard to new/occasional clients, 62.5% reported this client population ever asking for anal sex with a mean number 3.1 clients asking for anal sex per month. Although proposition was high, less than 13% reported ever having had anal sex with these clients. Brothel-based FSWs, those selling sex in places away from place of interview, and those separated/widowed/divorced/deserted were most likely to have been propositioned and consented to having anal sex (27.5%, 25%, and 22.5%, respectively) (Table 58).

### **Alcohol use (FTFI)**

Alcohol use among FSWs while having sex with clients was considerable with nearly 40% reporting this behavior. Highest reporting was seen among those currently selling sex in places away from place of interview, brothel-based, separated/widowed/divorced/deserted, older FSWs, and those identifying with a caste/tribe other than scheduled (72.1%, 61.3%, 55.4%, 54%, and 51.5%, in that order) (Table 59).

Among clients intoxication during sex with FSWs was extremely high, with 86.8% of the FSWs reporting this behaviour by a client. Clients of brothel-based FSWs, devadasis, women who were of a caste/tribe other than scheduled caste/tribe, and clients of younger FSWs were most likely to be under the influence of alcohol while having sex (100%, 96.6%, 96.2%, and 93%, respectively) (Table 59).

Alcohol use at the time of sex with the *most recent* repeat clients was high with 42.5% reporting drinking with these clients and nearly 80% reporting that their clients did the same (Table 60). Among the respondents with NC sex partners, 49.8% reported being under the influence of alcohol when having sex with the *most recent* NC sex partner. A much higher proportion (79%) reported that their most recent NC sex partner is normally intoxicated during sex (Table 61).

### **HIV/AIDS knowledge (FTFI)**

On average, FSWs had known about HIV/AIDS for 2 years. FSWs who were older, more experienced, scheduled caste, and literate were most likely to have known about HIV for longer than five years as compared to the average (15.3%, 14.2%, 15.2%, 14.9%, respectively, versus average of 8.7%) (Table 62).

Only 22% of the women felt that they were at risk of being infected with HIV and this was highest among women soliciting in public places (30.0%), scheduled caste women (29.3%), FSWs working for 10 years or more (29.3%), and those who sell sex away from the place of interview (27.5%). Respondents who were younger, brothel-based workers, not in a scheduled caste/tribe, and who lived away from the place of interview felt the least at risk of infection (16.8%, 15.0%, 14.0%, and 13.2%, respectively) (Table 63).

For women who felt at risk of infection (n=54), reasons reported for feeling this way were due to the fact that they were sex workers (84.9%), that they did not use condoms with clients (16.4%), as well that they did not use condoms with all non-client sex partners (6.5%) (Table 64). In contrast, women who did not feel at risk of HIV infection (n=142) reported that they felt this way because of their consistent condom use with all clients and sex partners (75.3%), because they entertained fewer clients than other FSWs (24.9%), their perception that all their sex partners were healthy (16.6%), and because they took injections monthly<sup>8</sup> (9.5%) (Table 65).

Almost two-thirds of respondents (63.7%) reported having taken an HIV/AIDS test. Of the respondents who had taken an HIV test (n=123), those least likely to have taken a test were scheduled caste FSWs (56.3%), brothel-based sex workers (54.6%), those FSWs working for less than 5 years (54.3%), as well as those working for 10 years or more (50.3%) (Table 62). Less than half (42.9%) reported knowing their HIV status; and 67.4% reported having been tested only once. Of the women who had been tested, those least likely to be aware of their HIV status were women who were currently married (27.8%), home-based workers (37.4%), those 25-34 years of age (35.8%), scheduled caste (36.7%), and those with other sources of income (37.5%) (Table 66).

### **NGO awareness and access (FTFI)**

The vast majority of women had been contacted by a peer educator (PE) or NGO worker (94.4%); however, brothel-based workers and those selling sex away from the place of interview were less likely to report contact with a PE/NGO worker (55.4% and 70.2%, respectively) (Table 67). Of respondents who reported they had been contacted by a PE/NGO worker (n=188), the mean duration of contact was one year (Table 68) and they had

---

<sup>8</sup> "Taking monthly injections" was the response given, but it is unclear what injections are being referred to.

been contacted an average of 4.8 times within the month before the survey (Table 69). Approximately 64.4% were contacted <5 times and 28.8% between 5-14 times (Table 69).

Approximately 4% of all the participants reported that they were members of a sex work collective. This was reported mostly by brothel-based FSWs (20.0%), literate women (15.0%), and those selling sex away from the place of interview (17.3%) (Table 70).

### **Exposure to intervention and condom access (FTFI)**

Nearly all (98.9%) the respondents had seen a condom demonstration by a PE or NGO worker (Table 71). Of the women who had seen a condom demonstration within the month before the survey (n=180), the mean number of times they had seen a condom demonstration was 4.3 times (Table 72).

#### *Clinic visits*

Of those who were aware of an NGO programme (n=188), 75.8% reported ever having visited an NGO clinic. On average, of those who had ever visited the clinics (n=138), almost all had gone there to see a doctor within the last 3 months and made on average 3.3 visits (Table 73). Of those who visited the clinic, approximately, 18% reported never visiting with symptoms of an STI. Those who did visit for this reason went on average 1.6 times in the previous 3 months (Table 74).

Of those who had ever visited an NGO clinic, 88.1% reported ever receiving a 'grey pack' containing 1g Azithromycin and 400mg Cefiximine for presumptive treatment of chlamydia and gonorrhoea at the clinic. Approximately 45% of the participants who received a grey pack at some time reported receiving one within the last three months 1-3 times and 17.4% reported receiving none (Table 75). Of those who had reported ever receiving a grey pack, the mean number received within the past three months was 2.5 packs.

### **FTFI and ICVI analysis**

As described above, an ICVI study was undertaken in the same area at the same time as the FTFI with different respondents. There were a total of 397 participants - 199 in the ICVI and 198 in the FTFI. There were no significant differences found between the respondents in the two surveys with regard to age, which was approximately 29, and literacy, with nearly 80% of the respondents illiterate. However, a significantly higher proportion of ICVI participants reported starting sex work under the age of 20 (61.3% vs. 40.9%  $p < 0.001$ ). The mean age of starting sex work for the respondents of the ICVI was 18.9 years and was 21.4 years for the FTFI respondents (Table 76).

Non-commercial partner types did not vary between the respondents in the two surveys. Approximately 60% of the women in both surveys reported having a husband/cohabiting partner. Furthermore, over a quarter of women in both surveys reported having non-paying partners in the past year (other than husband/cohabiting partner) (Table 76).

### **Reporting risk behaviours**

Our hypothesis was that respondents questioned in the more anonymous ICVI would be more likely to report risky sex practices than those questioned in the face to face interviews and less likely to report risk aversion strategies such as condom use. However, the results from

all but one of the questions regarding risk behaviours did not concur with our hypothesis. Over 62% of participants in both the ICVI and FTFI surveys reported having been asked for anal sex by a client of any type (occasional or regular). Similarly, over 17% of participants in both surveys reported ever having had anal sex. However, there was a significant difference seen in the number of clients (both occasional and regular) asking for anal sex per month (5+ clients, ICVI 53.7% vs. FTFI 44.1%,  $p < 0.001$ ) (Table 77).

Although a greater proportion of ICVI participants reported a higher number of clients on the last working day, this was not statistically significant (5+ clients, 14.5% vs. 9.9%,  $p=0.109$ ). Furthermore, less than one-fifth of ICVI and FTFI respondents (no difference between the groups) reported that they had ever been beaten or otherwise physically forced to have sexual intercourse within the past year (Table 77).

### ***Reporting risk aversion behaviours: condom use***

Eight questions were asked about condom use and condom breakage. Experiencing condom breakage during the month before the survey was more likely to be reported by ICVI respondents than FTFI respondents (8.1% vs. 4.4%,  $p=0.083$ ) (Table 78).

Six questions were asked specifically about the use of condoms with different partners (Table 78). For the use of a condom during last sex with repeat clients and last anal sex, there was no statistically significant difference in reporting by the two groups of respondents. With regard to condom use at last sex with non-paying partners (other than husband/cohabiting partner), ICVI participants reported statistically significant lower rates of condom use than FTFI participants (48.4% vs. 69.4%,  $p = 0.01$ ). Unusually, and inexplicably, condom use at last sex with new/occasional clients and with husband/cohabiting partner was more likely to be reported by ICVI participants than by FTFI participants (97.7% vs. 90.7%,  $p=0.015$ ; and 75.5% vs. 37.2%,  $p<0.001$ ).

## **Discussion**

### **Overview of study population**

The face to face interviews conducted with 198 FSWs in Bellary urban found over half of the cohort worked in home-based settings, followed by 35% soliciting in public places and a minority working in brothel-based settings. The average age of respondents was 29 years, with youngest FSWs being brothel-based. The majority was found to be illiterate and once married, but currently separated, widowed, divorced, or deserted. Sexual debut averaged 15 years and mean age to start sex work was 21 years. Additionally, participants had worked as sex workers for an average of seven years. Nearly half the participants were dependent on sex work for their livelihood, sold sex for an average of sixteen days per month and had about three clients per day worked. Vaginal sex was reported to be the predominant type of sex sold.

### **Exposure to intervention**

Despite the fact that the *Avahan* HIV prevention programme had only recently started at the time of the face to face interviews, the study found exposure to the NGO intervention in Bellary to be quite high. Nearly all of the women had been contacted by a peer educator or NGO worker and had been in contact for one year on average. Likewise, virtually all the respondents had witnessed a condom demonstration by a PE or NGO worker and were aware of the NGO programme. Of the women who were aware of the NGO programme, over three-quarters had visited an NGO STI clinic and had made an average of three visits to the clinic to see a doctor within the three months prior to the interview. The majority of women who had visited a STI clinic reported having received a grey pack at the clinic. Given that over a fifth of the women felt that they were at risk of being infected with HIV, it was encouraging to find that more than two-thirds of respondents reported testing for HIV; however, it would have been better to have more than 43% of FSWs reporting awareness of their HIV status.

Community mobilisation, collectivisation, and empowerment have been identified as key components to successful HIV prevention programmes [8-11]. Among the FSWs of the Bellary programme, there was little evidence of collectivization among FSWs given that only 4% of the participants reported membership in a sex work collective.

### **Moderate rates of condom use with clients and non-cohabiting partners**

Reported condom use among women with repeat clients and new/occasional clients was relatively high with approximately three-quarters of these women reporting always using condoms with their respective clients. The majority of them said they used condoms to prevent HIV transmission and to avoid getting other STIs.

A moderate level of condom use was found among women with non-commercial partners, where approximately half reported always using a condom with this partner. However, over 30% reported not using a condom with their most recent non-commercial partner. This is of concern as nearly 80% of these women reported that their most recent NC partner also had

sexual relationships with other women. Nearly half of the women using a condom with this partner said that they used it because their partner was aware that she was a sex worker.

### **Low rates of condom use with husbands or cohabiting partners and sexual mixing**

Over half of the FSWs with a husband or cohabiting partner reported never using condoms with this man and less than 15% reported always using a condom. In contrast to the reasons for not using condoms with other partner types, the most common reason reported for not using a condom with a husband/cohabiting partner was his lack of cooperation. To make matters worse, over 60% of the married/cohabiting women were aware that their regular partner also had sexual relationships with other women. Thus, there seem to be significant levels of sexual mixing between FSWs, their husbands/cohabiting partners, non-commercial sex partners, and the additional female partners of both groups of men. Many studies have shown that negotiation of condom use with regular partners (i.e. husbands or lovers) can be difficult given that issues of trust and intimacy arise [12-13]. This complex interplay of limited condom use/lack of cooperation, high levels of sexual mixing, and potential issues of mistrust suggests that substantial risk for HIV/STI acquisition and transmission continues to exist among FSWs in Bellary despite the relatively high rates of reported condom use with their clients.

### **Brothel-based FSWs and increased risk factors**

We observed some characteristics of brothel-based FSWs in Bellary that suggest increased levels of risk for HIV/STI acquisition and transmission. In particular, these FSWs were more likely to live away from the place of interview (but within Bellary district) and to sell sex away from the place of interview. In addition, all brothel-based sex workers in this study reported complete dependency on sex work for their livelihood. Furthermore, brothel-based women worked, on average, ten days more and had approximately 6 more clients each month than the overall cohort. Additionally, violence within the past year was more likely to be reported by brothel-based sex workers than other types of sex workers. Finally, with regard to intervention exposure, brothel-based FSWs were the least likely to report contact with a PE/NGO worker. Although there was a small sample of brothel-based workers in this study (n=26) indicating a need to interpret these findings with caution, further investigation is required to determine the level of vulnerability among brothel-based FSWs and to ascertain if further targeted outreach is needed for these women.

### **Anal sex**

Relatively high rates of being propositioned for anal sex and having anal sex were found among FSWs in Bellary district, compared to other districts in Karnataka [14-16]. Approximately 20% to 30% of women with regular and non-commercial sex partners had been asked for anal sex, with 17% to 20% consenting to anal sex with them at some point in time. With regard to clients, approximately 44% reported that their most recent repeat client had asked for anal sex at some time; however, 12% reported having had anal sex with him. Although the respondents reported a high number of requests for anal sex by new/occasional clients (63%), a similar proportion of women reported having had anal sex with these partners (13%) as they did with most recent repeat clients. Women who were separated/widowed/divorced/deserted, women who had no other source of income, as well as brothel-based FSWs were most likely to have been propositioned and ultimately consented to

having anal sex with all partner types. Thus, targeted interventions around anal sex and condom use at each instance of anal sex would be valuable given the relatively high rates of anal sex found among FSWs in Bellary.

### **Alcohol use and violence**

Alcohol use during sex with all partner types was prevalent among the FTFI participants, ranging from nearly 40% to 50% of the time. In particular, higher rates of intoxication with clients was most likely among FSWs currently selling sex in places away from the place of interview, among brothel-based FSWs, and among older women, particularly those who were separated/widowed/divorced/deserted. Data from qualitative studies from a district in Andhra Pradesh suggests that a complex interplay of violence, poverty, and shame contribute to feelings of depression and hopelessness that might lead to high rates of alcohol use [13]. Furthermore, elevated levels of alcohol use may negatively impact on the ability or desire to negotiate condom use with partners [13, 17].

To further complicate matters, approximately one-fifth of the participants reported that they had been beaten or otherwise physically forced to have sexual intercourse within the past year, with brothel-based sex workers most likely to report this situation. This evidence stresses the need not only to focus on interventions that provide support and means to empowerment, but also interventions that address the larger societal and structural factors which contribute to the vulnerability and marginalization of FSWs.

### **Study limitations**

The primary limitation of this study is related to the cross-sectional design of the surveys. This type of design merely provides a single time-point view of FSWs characteristics and behaviours. Without an accompanying baseline survey, continued comparison of behaviour over time cannot be made. Additional issues with establishing temporality and casual inference between exposure to programme intervention and outcome (e.g. condom use) also arise. Also, the inherent shortcoming of not having a control group could cause concern that the findings in the study are due to chance, independent of the intervention programme.

Furthermore, the lack of biological evidence eliminates the possibility of examining associations between reported behaviour – subject to varying biases – and the HIV/STI rates. With regard to sample size, the relatively small sample sizes for stratified characteristics, for example, FSWs with repeat clients (n=95), those with non-commercial clients (n=57), and brothel based workers (n=26) also raises concern for standard error due to the random or sampling variation, and ultimately the generalizability of women in these stratified groups for the overall population of these FSWs in Bellary. Reliability of self-reporting is also a critical issue in this study. Given that many question asked about past history of behaviour and exposure, for example the frequency of condom use among different partner types, recall bias and social desirability bias are also likely occur.

Respondents likely give socially desirable responses to questions that focus on more risky sexual behaviours, like anal sex, and risk aversion strategies such as condom use. Through the ICVI and FTFI comparison we attempted to measure levels of social desirability. However, for some of the questions compared, the results did not match our hypothesis that



respondents questioned in the more anonymous ICVI would be more likely to report risky sex practices than those questioned in the face to face interviews and less likely to report risk aversion strategies such as condom use. In particular, the comparison of data on condom use at last sex with husband/cohabiting partners, occasional clients, as well as condom use with the last client produced results that were counter to our hypothesis. These unusual results may have been due to errors in administration of the interview, data entry, or simply a misunderstanding of the questions themselves.

Finally, the intervention exposure and condom use measurements in this study do not fully capture all of the nuances of HIV risk reduction. Self-esteem and empowerment are critical outcomes and are thought to be pre-cursors of behaviour change, but these are not adequately measured here. Thus, further qualitative studies are needed to provide better understanding of how empowerment, as well as violence, mental health, and stigma contribute to risk reduction.

## **Conclusion**

The findings in this study clearly suggest that the HIV intervention programme in Bellary was, at the end of 2005, 14 months after then start of the *Avahan* HIV prevention programme, already having a significant impact on the FSWs in terms of condom use with clients and in accessing sexual health services. However, given that there were relatively low rates of condom use with husbands/cohabiting partners, elevated levels of alcohol use, as well as evidence of sexual mixing, it is clear that further efforts were at that time necessary to facilitate behaviour change among FSWs. Although early signs of collectivization and empowerment were seen among the FSWs in Bellary, the study suggests but the need to expand this and to address the larger socio-economic factors that contribute to the vulnerability and marginalization of FSWs.

## References

1. National AIDS Control Organisation (NACO). HIV Sentinel Surveillance and HIV Estimation in India 2007. A Technical Brief. NACO. New Delhi: [https://www.nacoonline.org/upload/Publication/M&E%20Surveillance,%20Research/HIV%20Sentinel%20Surveillance%20and%20HIV%20Estimation%202007\\_A%20Technical%20Brief.pdf](https://www.nacoonline.org/upload/Publication/M&E%20Surveillance,%20Research/HIV%20Sentinel%20Surveillance%20and%20HIV%20Estimation%202007_A%20Technical%20Brief.pdf), accessed 4th January 2010.
2. UNAIDS. Asia: AIDS epidemic summary: regional summary. UNAIDS. Geneva: [http://data.unaids.org/pub/Report/2008/jc1527\\_epibriefs\\_asia\\_en.pdf](http://data.unaids.org/pub/Report/2008/jc1527_epibriefs_asia_en.pdf), accessed 4th January 2010.
3. National AIDS Control Organisation (NACO). HIV Sentinel Surveillance and HIV Estimation, 2006. NACO. New Delhi: [https://www.nacoonline.org/upload/NACO%20PDF/Note%20on%20HIV%20Sentinel%20Surveillance%20and%20HIV%20Estimation\\_01%20Feb%2008.pdf](https://www.nacoonline.org/upload/NACO%20PDF/Note%20on%20HIV%20Sentinel%20Surveillance%20and%20HIV%20Estimation_01%20Feb%2008.pdf); accessed 4th January 2010.
4. Nagelkerke NJ, Jha P, de Vlas SJ, *et al.* Modelling HIV/AIDS epidemics in Botswana and India: impact of interventions to prevent transmission. *Bull World Health Organ* 2002;80:89-96.
5. Avahan. Avahan – the India AIDS initiative: The business of HIV prevention at scale. [http://www.gatesfoundation.org/avahan/Documents/Avahan\\_HIVPreventionpdf](http://www.gatesfoundation.org/avahan/Documents/Avahan_HIVPreventionpdf); accessed 4th January 2010. New Delhi: The Bill & Melinda Gates Foundation 2008.
6. National Interim Summary Report - India (October 2007), Integrated Behavioural and Biological Assessment (IBBA), Round 1 (2005-2007): Indian Council of Medical Research & Family Health International.
7. Blanchard JF, O'Neil J, *et al.* Understanding the social and cultural contexts of female sex workers in Karnataka, India: implications for prevention of HIV infection. *J Infect Dis*. 2005 Feb 1;191 Suppl 1:S139-46.
8. Jana S, Basu I, *et al.* The Sonagachi Project: a sustainable community intervention programme. *AIDS Educ Prev* 2004;16:405-14.
9. Blankenship KM, West BS, *et al.* Power, community mobilization, and condom use practices among female sex workers in Andhra Pradesh, India. *AIDS* 2008;22 Suppl 5:S109
10. Evans C, Jana S, *et al.* What makes a structural intervention? Reducing vulnerability to HIV in community settings, with particular reference to sex work. *Glob Public Health* 2009;1-13.
11. Parker R, Aggleton P. HIV and AIDS-related stigma and discrimination: a conceptual framework and implications for action. *Soc Sci Med* 2003;57:13-24.
12. Ngugi EN, Wilson D, *et al.* Focused peer-mediated educational programmes among female sex workers to reduce sexually transmitted disease and human immunodeficiency virus transmission in Kenya and Zimbabwe. *J Infect Dis* 1996;174 Suppl 2:S240-7.
13. Beattie T, Shetty A, *et al.* The evolution of female sex work in Guntur, Andhra Pradesh: a qualitative study of HIV-related issues. Bangalore, India: CHARME Working Paper No. 5, 2009, Bangalore, India.
14. Rajaram S, Roy A, *et al.* Programme exposure, condom use, and alcohol use among female sex workers in urban Bangalore, Karnataka state. Bangalore, India: CHARME Working Paper No. 10, 2010, Bangalore, India.
15. Ramesh, B., T. Beattie, *et al.* Changes in risk behaviours and prevalence of sexually transmitted infections following HIV preventive interventions among female sex workers in five districts in Karnataka State, south India. *Sex Transm Infect* 2010;86: i17-i24.

16. Reza-Paul, S., T. Beattie, *et al.* Declines in risk behaviour and sexually transmitted infection prevalence following a community-led HIV preventive intervention among female sex workers in Mysore, India. *AIDS*. 2008 22 Suppl 5: S91-100.
17. Madhivanan P, Hernandez A, *et al.* Alcohol use by men is a risk factor for the acquisition of sexually transmitted infections and human immunodeficiency virus from female sex workers in Mumbai, India. *Sex Transm Dis*. 2005 Nov; 32 (11): 685-690.

## Tables

Table 1: Percent distribution of respondent FSWs by selected background characteristics, SBS-FSW, Bellary, Karnataka, 2006

Characteristics	Sex work type			Total
	Public Place	Brothel	Home	
<b>Current age</b>				
<25	25.0	72.5	18.9	27.4
25-29	27.5	22.5	30.4	28.5
30-34	13.1	5.0	22.8	17.3
35-39	25.7	0.0	17.9	18.5
40-44	5.3	0.0	8.3	6.3
45+	3.4	0.0	1.7	2.1
Mean	29.5	21.9	29.5	28.6
<b>Educational status of respondents</b>				
Illiterate	92.0	49.6	79.2	80.2
1-9	5.5	42.9	14.0	14.4
10+	2.5	7.5	6.8	5.4
<b>Caste/tribe</b>				
Scheduled caste	28.1	12.5	49.2	37.4
Scheduled tribe	27.9	7.5	34.2	28.8
Other	44.1	80.0	16.7	33.8
<b>Current marital status</b>				
Currently married	37.4	0.0	21.4	24.5
Separated/widowed/divorced/deserted	42.9	72.1	32.2	40.7
Never married	7.4	27.9	1.7	6.8
Devadasi	12.3	0.0	44.7	28.0
<b>Source of income other than sex work</b>				
None	45.2	100.0	39.1	48.4
Non-agricultural labour	6.8	0.0	13.8	9.7
Petty Business	3.6	0.0	3.4	3.1
Maid Servant	6.8	0.0	10.1	7.8
Agricultural labour	34.0	0.0	17.9	21.5
Handicrafts	0.0	0.0	0.6	0.3
Others	3.7	0.0	15.1	9.3
<b>Residential status</b>				
Lives in the place of interview	97.3	31.7	100.0	91.0
Lives outside but within district	2.8	55.0	0.0	7.5
Lives outside district	0.0	13.4	0.0	1.6
<b>Currently sells sex in any place other than place of interview</b>				
No	84.5	30.0	96.8	84.6
Yes	15.5	70.0	3.2	15.4
<b>Duration of sex work</b>				
< 5 years	38.0	81.6	23.7	35.6
5-9 years	45.8	18.4	34.8	36.7
10+ year	16.2	0.0	41.5	27.7
Mean	6.3	2.8	8.8	7.2
<b>Total Percent</b>	100.0	100.0	100.0	100.0
<b>Weighted Percentage of Total</b>	35.2%	11.8%	53.0%	n/a
<b>Total Number</b>	88	26	84	198

Table 2: Percent of FSWs currently using a family planning method, by selected background characteristics, SBS-FSW, Bellary, Karnataka, 2006

Characteristics	Percent of FSWs using			
	Condom/ Nirodh	Female sterilization	None used	Number
<b>Sex work type</b>				
Public place	26.1	42.5	31.5	88
Brothel	66.3	10.0	23.8	26
Home	42.2	35.7	22.1	84
<b>Current age</b>				
<25 years	47.3	12.0	40.7	58
25-34 years	40.4	38.0	21.7	86
35+ years	29.6	53.5	16.9	54
<b>Literacy</b>				
Illiterate	34.9	35.9	29.3	159
Literate	57.7	31.6	10.7	39
<b>Caste/tribe</b>				
Scheduled caste	40.9	27.0	32.1	68
Scheduled tribe	34.4	41.3	24.3	56
Other	41.9	38.6	19.6	74
<b>Current marital status</b>				
Currently married	26.1	44.6	29.4	56
Separated/widowed/divorced/deserted	45.0	37.7	17.3	81
Never married	75.9	0.0	24.1	18
Devadasi	34.1	31.2	34.7	43
<b>Source of income other than sex work</b>				
No	44.9	30.3	24.8	90
Yes	34.2	39.4	26.4	108
<b>Duration in sex work</b>				
< 5 years	48.5	21.9	29.5	77
5-9 years	34.9	44.0	21.2	75
10+ years	33.5	40.0	26.5	46
<b>Residential status</b>				
Lives outside place of interview	62.4	6.5	31.1	18
Lives in place of interview	37.1	37.8	25.1	180
<b>Currently sells sex in any place other than place of interview</b>				
No	38.3	35.8	25.9	160
Yes	45.3	30.7	24.1	38
<b>Total</b>	39.4	35.0	25.6	198

Table 3: Mean age at first sex, age at starting sex work and duration in sex work, by selected background characteristics, SBS-FSW, Bellary, Karnataka, 2006

Characteristics	Mean age at first sexual intercourse	Mean age at starting sex work	Mean (in years) duration in sex work	Number
<b>Sex work type</b>				
Public place	14.9	23.3	6.3	88
Brothel	16.1	19.1	2.8	26
Home	14.9	20.7	8.8	84
<b>Current age</b>				
<25 years	14.8	17.2	3.2	58
25-34 years	15.1	20.6	7.5	86
35+ years	15.3	27.1	11.0	54
<b>Literacy</b>				
Illiterate	14.9	21.4	7.5	159
Literate	15.9	21.4	6.3	39
<b>Caste/tribe</b>				
Scheduled caste	14.4	20.1	8.2	68
Scheduled tribe	15.3	22.2	7.3	56
Other	15.6	22.3	6.1	74
<b>Current marital status</b>				
Currently married	15.1	23.8	6.6	56
Separated/widowed/divorced/deserted	15.0	23.3	6.2	81
Never married	16.1	17.3	2.9	18
Devadasi	14.8	17.7	10.2	43
<b>Source of income other than sex work</b>				
No	15.3	20.8	6.1	90
Yes	14.8	22.0	8.3	108
<b>Residential status</b>				
Lives outside place of interview	16.6	19.7	2.6	18
Lives in place of interview	14.9	21.6	7.7	180
<b>Currently sells sex in any place other than place of interview</b>				
No	14.9	21.5	7.6	160
Yes	15.8	21.0	4.9	38
<b>Total</b>	15.1	21.4	7.2	198

Table 4: Percent of FSWs according to the duration of sex work in the place of interview, by selected characteristics, SBS-FSW, Bellary, Karnataka, 2006

Characteristics	Duration of sex work in the place of interview				Mean duration of sex work in place of interview (in years)	Number
	< 1 year	1-4 years	5-9 years	10+ years		
<b>Sex work type</b>						
Public place	4.5	44.0	37.1	14.5	5.7	88
Brothel	58.3	36.7	5.0	0.0	1.0	26
Home	0.6	24.7	30.3	44.5	8.9	84
<b>Current age</b>						
<25 years	22.0	64.0	7.6	6.5	2.7	58
25-34 years	5.2	27.1	34.7	33.1	7.1	86
35+ years	1.4	11.0	43.8	43.8	10.5	54
<b>Literacy</b>						
Illiterate	5.5	32.5	32.6	29.4	7.2	159
Literate	22.1	34.4	18.0	25.5	5.5	39
<b>Caste/tribe</b>						
Scheduled caste	1.6	26.0	28.9	43.6	8.2	68
Scheduled tribe	3.1	44.2	27.5	25.2	7.2	56
Other	21.5	30.9	32.5	15.1	5.0	74
<b>Current marital status</b>						
Currently married	2.4	40.0	31.4	26.2	6.5	56
Separated/ widowed/ divorced/ deserted	13.9	36.3	33.7	16.1	5.4	81
Never married	37.1	53.1	0.0	9.8	2.3	18
Devadasi	0.0	16.7	29.6	53.7	10.4	43
<b>Source of income other than sex work</b>						
No	16.9	32.2	30.4	20.6	5.6	90
Yes	1.2	33.5	29.1	36.3	8.0	108
<b>Duration in sex work</b>						
< 5 years	21.8	78.2	0.0	0.0	1.9	77
5-9 years	2.7	11.6	80.1	5.6	6.3	75
10+ years	0.0	2.9	1.1	96.1	14.0	46
<b>Residential status</b>						
Lives outside place of interview	83.7	16.3	0.0	0.0	0.2	18
Lives in place of interview	1.3	34.5	32.7	31.5	7.5	180
<b>Currently sells sex in any place other than place of interview</b>						
No	3.4	33.6	30.7	32.4	7.5	160
Yes	38.4	28.9	24.4	8.2	3.0	38
<b>Total</b>	8.8	32.9	29.7	28.7	6.8	198

Table 5: Percentage of FSWs who live outside the place of interview and either presently sell or has ever sold sex outside the place of interview, by selected background characteristics, SBS-FSW, Bellary, Karnataka, 2006

Characteristics	Percent not living in the place of interview	Percent who either presently sell or has ever sold sex outside the place of interview	Number
<b>Current age</b>			
<25 years	24.1	30.6	58
25-34 years	4.5	11.8	86
35+ years	1.4	19.5	54
<b>Literacy</b>			
Illiterate	5.8	16.6	159
Literate	22.1	29.1	39
<b>Caste/tribe</b>			
Scheduled caste	1.6	8.2	68
Scheduled tribe	4.1	13.4	56
Other	21.5	35.9	74
<b>Current marital status</b>			
Currently married	0.0	13.7	56
Separated/widowed/divorced/deserted	16.1	28.7	81
Never married	37.1	37.1	18
Devadasi	0.0	5.3	43
<b>Source of income other than sex work</b>			
No	18.7	33.9	90
Yes	0.0	5.1	108
<b>Duration in sex work</b>			
< 5 years	21.0	27.4	77
5-9 years	4.3	17.8	75
10+ years	0.0	9.9	46
<b>Total</b>	9.1	19.1	198



Table 6: Percentage of FSWs who have sold sex in places outside of the place of interview *in the past*, by selected characteristics, SBS-FSW, Bellary, Karnataka, 2006

Characteristics	Percent who sold sex outside of the place of interview (in the past)	Number
<b>Sex work type</b>		
Public place	2.5	88
Brothel	10.9	26
Home	2.8	84
<b>Current age</b>		
<25 years	4.8	57
25-34 years	0.7	86
35+ years	7.7	54
<b>Literacy</b>		
Illiterate	3.3	159
Literate	5.0	39
<b>Caste/tribe</b>		
Scheduled caste	0.8	68
Scheduled tribe	7.2	56
Other	3.8	74
<b>Current marital status</b>		
Currently married	1.2	56
Separated/ widowed/ divorced/ deserted	3.9	81
Never married	13.1	18
Devadasi	3.2	43
<b>Source of income other than sex work</b>		
No	7.5	90
Yes	0.0	108
<b>Duration in sex work</b>		
< 5 years	5.6	24
5-9 years	5.7	37
10+ years	2.9	136
<b>Residential status</b>		
Lives outside place of interview	17.5	18
Lives in place of interview	2.3	180
<b>Currently sells sex in any place other than place of interview</b>		
No	4.3	160
Yes	0.0	38
<b>Total</b>	3.7	198

Table 7: Mean number of days of selling sex in a typical month and mean number of clients on the last working day, by selected background characteristics, SBS-FSW, Bellary, Karnataka, 2006

Characteristics	Mean number of days of selling sex in a typical month	Mean number of clients on the last working day	Number
<b>Sex work type</b>			
Public place	13.7	2.2	88
Brothel	26.7	8.6	26
Home	15.1	2.0	84
<b>Current age</b>			
<25 years	18.3	3.5	58
25-34 years	15.9	2.8	86
35+ years	13.8	2.0	54
<b>Literacy</b>			
Illiterate	15.2	2.3	159
Literate	19.3	4.8	39
<b>Caste/tribe</b>			
Scheduled caste	15.9	2.2	68
Scheduled tribe	13.7	2.0	56
Other	17.9	4.2	74
<b>Current marital status</b>			
Currently married	12.2	1.9	56
Separated/widowed/divorced/deserted	17.0	3.5	81
Never married	22.1	4.8	18
Devadasi	16.2	2.0	43
<b>Source of income other than sex work</b>			
No	18.4	3.7	90
Yes	13.7	1.9	108
<b>Duration in sex work</b>			
< 5 years	17.1	4.0	77
5-9 years	14.5	2.4	75
10+ years	16.5	1.7	46
<b>Residential status</b>			
Lives outside place of interview	26.3	9.1	18
Lives in place of interview	15.0	2.2	180
<b>Currently sells sex in any place other than place of interview</b>			
No	15.0	2.2	160
Yes	21.2	6.2	38
<b>Total</b>	16.0	2.8	198

Table 8: Percent of FSWs according to mode of solicitation, by selected characteristics, SBS-FSW, Bellary, Karnataka, 2006

Characteristics	Mode of solicitation			Number
	Always independently	Always through brokers/ pimps	Sometimes through brokers	
<b>Sex work type</b>				
Public place	91.1	3.0	5.9	88
Brothel	53.8	30.4	15.8	26
Home	95.3	1.4	3.3	84
<b>Current age</b>				
<25 years	75.1	14.8	10.1	58
25-34 years	93.9	2.3	3.9	86
35+ years	94.6	1.1	4.3	54
<b>Literacy</b>				
Illiterate	90.7	4.0	5.3	159
Literate	81.6	11.0	7.5	39
<b>Caste/tribe</b>				
Scheduled caste	87.3	4.8	7.9	68
Scheduled tribe	93.6	4.1	2.3	56
Other	86.8	7.1	6.1	74
<b>Current marital status</b>				
Currently married	95.1	1.8	3.0	56
Separated/ widowed/ divorced/ deserted	84.0	8.0	8.0	81
Never married	75.3	20.3	4.4	18
Devadasi	93.9	1.1	5.1	43
<b>Source of income other than sex work</b>				
No	84.4	9.0	6.6	90
Yes	93.2	2.0	4.8	108
<b>Duration in sex work</b>				
< 5 years	79.9	13.4	6.7	77
5-9 years	91.9	0.8	7.3	75
10+ years	96.5	1.1	2.4	46
<b>Residential status</b>				
Lives outside place of interview	61.3	31.1	7.6	18
Lives in place of interview	91.7	2.8	5.5	180
<b>Currently sells sex in any place other than place of interview</b>				
No	92.2	4.1	3.7	160
Yes	70.9	12.5	16.7	38
<b>Total</b>	88.9	5.4	5.7	198

Table 9: Percent of FSWs according to the place of entertaining clients in Bellary, SBS-FSW, Bellary, Karnataka, 2006

Place of entertaining clients	Percent
Home	43.2
Rented room	10.4
Lodge	14.1
Brothel	2.0
Public place	8.1
Someone else's house	19.0
Other	2.9
No answer	0.3
<b>Total percent</b>	100
<b>Number of cases</b>	198

Table 10: Percent of FSWs who report being beaten or otherwise physically forced to have sexual intercourse in the past one year, SBS-FSW, Bellary, Karnataka, 2006

Characteristics	Percent facing violence within the past year	Number
<b>Sex work type</b>		
Public place	13.7	88
Brothel	43.3	26
Home	16.0	84
<b>Current age</b>		
<25 years	17.9	58
25-34 years	20.4	86
35+ years	15.6	54
<b>Literacy</b>		
Illiterate	17.7	159
Literate	21.7	39
<b>Caste/tribe</b>		
Scheduled caste	13.5	68
Scheduled tribe	15.0	56
Other	26.8	74
<b>Current marital status</b>		
Currently married	14.7	56
Separated/ widowed/ divorced/ deserted	28.8	81
Never married	30.8	18
Devadasi	3.7	43
<b>Source of income other than sex work</b>		
No	24.2	90
Yes	13.1	108
<b>Duration in sex work</b>		
< 5 years	24.2	77
5-9 years	9.9	75
10+ years	22.3	46
<b>Residential status</b>		
Lives outside place of interview	29.4	18
Lives in place of interview	17.4	180
<b>Currently sells sex in any place other than place of interview</b>		
No	16.2	160
Yes	30.8	38
<b>Total</b>	18.5	198

Table 11: Percent of FSWs who report selling sex in place(s) outside of the place of interview<sup>a</sup> according to the duration of selling sex there by selected characteristics, SBS-FSW, Bellary, Karnataka, 2006

Characteristics	Duration of selling sex in place(s) outside of place of interview				Mean duration (in years)	Number
	< 1 year	1-2 years	3-4 years	5+ years		
<b>Sex work type</b>						
Public place	12.3	22.3	22.3	43.1	5.1	31
Brothel	5.3	52.7	36.8	5.3	2.3	21
Home	13.2	34.7	0.0	52.1	4.4	7
<b>Current age</b>						
<25 years	19.3	69.2	3.8	7.7	1.5	19
25-34 years	5.8	26.9	41.2	26.1	3.5	23
35+ years	0.0	15.0	34.0	51.0	7.2	17
<b>Literacy</b>						
Illiterate	13.0	38.4	11.6	37.0	4.1	48
Literate	0.0	37.9	62.1	0.0	2.7	11
<b>Caste/tribe</b>						
Scheduled caste	5.8	38.0	36.8	19.4	3.8	34
Scheduled tribe	15.1	38.7	8.5	37.7	3.4	25
Other						
<b>Current marital status</b>						
Currently married	18.2	25.7	25.8	30.3	5.4	15
Separated/ widowed/ divorced/ deserted	3.9	33.5	33.2	29.4	3.7	35
Never married	15.5	84.6	0.0	0.0	0.9	5
Devadasi	25.0	75.0	0.0	0.0	1.0	4
<b>Source of income other than sex work</b>						
No	6.6	39.3	29.5	24.6	3.3	43
Yes	17.5	34.4	19.0	29.2	5.2	16
<b>Duration in sex work</b>						
< 5 years	10.9	54.1	35.1	0.0	1.9	20
5-9 years	3.9	18.1	19.6	58.4	4.9	24
10+ years	12.9	33.9	21.0	32.3	5.8	15
<b>Residential status</b>						
Lives outside place of interview	3.2	50.0	40.6	6.3	2.5	15
Lives in place of interview	13.0	30.1	17.9	39.0	4.5	44
<b>Total</b>	9.0	38.2	27.2	25.6	3.7	59
Note: <sup>a</sup> Details of maximum of three places were collected from the FSWs who reported presently doing sex work in places other than place of interview.						

Table 12: Percent of FSWs who report selling sex in place(s) outside of the place of interview <sup>a</sup> according to the frequency of visiting this place by the FSW by selected characteristics, SBS-FSW, Bellary, Karnataka, 2006

Characteristics	Frequency of visiting the place(s) outside of the place of interview					Number
	Every day	Once a week	More than once a week	Fortnightly	Once a month	
<b>Sex work type</b>						
Public place	3.1	9.2	24.6	0.0	63.1	31
Brothel	0.0	2.7	2.7	0.0	94.7	21
Home	0.0	13.0	13.0	13.0	60.9	7
<b>Current age</b>						
<25 years	0.0	3.9	3.9	0.0	92.3	19
25-34 years	2.9	5.8	11.6	2.9	76.8	23
35+ years	0.0	11.3	28.4	0.0	60.3	17
<b>Literacy</b>						
Illiterate	1.9	9.3	14.9	1.8	72.2	48
Literate	0.0	0.0	8.3	0.0	91.7	11
<b>Caste/Tribe</b>						
Scheduled Caste	0.0	5.8	15.6	0.0	78.6	34
Scheduled Tribe	3.8	7.5	7.6	3.7	77.4	25
Other						
<b>Current marital status</b>						
Currently married	6.1	18.2	42.4	0.0	33.4	15
Separated/widowed/ divorced/ deserted	0.0	3.9	3.9	1.9	90.2	35
Never married	0.0	0.0	15.5	0.0	84.6	5
Devadasi	0.0	0.0	0.0	0.0	100.0	4
<b>Source of income other than sex work</b>						
No	0.0	3.3	11.5	1.6	83.6	43
Yes	5.8	17.5	17.5	0.0	59.2	16
<b>Duration in sex work</b>						
< 5 years	0.0	2.7	8.2	0.0	89.1	20
5-9 years	0.0	7.8	15.6	3.9	72.8	24
10+ years	6.5	12.9	19.4	0.0	61.3	15
<b>Residential Status</b>						
Lives outside place of interview	0.0	0.0	3.2	0.0	96.9	15
Lives in place of interview	2.2	10.8	19.5	2.2	65.3	44
<b>Total</b>	1.3	6.4	12.8	1.3	78.2	59
Note: <sup>a</sup> Details of maximum of three places were collected from the FSWs who reported to have presently doing sex work other than place of interview.						

Table 13: Percent of FSWs who report selling sex in place(s) outside of the place of interview <sup>a</sup> according to the number of clients the sex worker entertains in a working day by selected characteristics, SBS-FSW, Bellary, Karnataka, 2006

Characteristics	Number of clients the sex worker entertains in a working day at place(s) outside of the place of interview				Mean number of clients	Number
	1-2	3-4	5-9	10+		
<b>Sex work type</b>						
Public place	52.9	41.3	5.8	0.0	2.8	33
Brothel	5.3	30.3	32.9	31.5	7.2	21
Home	47.8	52.2	0.0	0.0	2.8	7
<b>Current age</b>						
<25 years	11.6	40.3	48.1	0.0	4.7	19
25-34 years	32.7	29.8	2.9	34.6	6.1	23
35+ years	49.1	45.8	5.1	0.0	3.0	19
<b>Literacy</b>						
Illiterate	36.2	41.5	22.3	0.0	3.6	50
Literate	15.2	26.9	8.3	49.6	7.9	11
<b>Caste/tribe</b>						
Scheduled caste	24.6	31.9	20.3	23.2	5.7	34
Scheduled tribe	39.5	46.5	14.0	0.0	3.4	27
Other						
<b>Current marital status</b>						
Currently married	56.1	43.9	0.0	0.0	2.5	15
Separated/ widowed/ divorced/ deserted	20.1	33.9	23.5	22.5	5.8	37
Never married	15.5	53.6	30.9	0.0	4.9	5
Devadasi	75.0	25.0	0.0	0.0	2.0	4
<b>Source of income other than sex work</b>						
No	17.5	40.5	23.0	19.0	5.6	45
Yes	75.2	24.8	0.0	0.0	2.2	16
<b>Duration in sex work</b>						
< 5 years	10.9	28.4	28.4	32.4	7.1	20
5-9 years	34.9	50.7	14.4	0.0	3.3	26
10+ years	66.1	33.9	0.0	0.0	2.3	15
<b>Residential status</b>						
Lives outside place of interview	3.2	23.4	36.0	37.5	7.9	15
Lives in place of interview	47.6	46.2	6.2	0.0	2.9	46
<b>Total</b>	29.9	37.1	18.1	14.9	4.9	61
Note: <sup>a</sup> Details of maximum of three places were collected from the FSWs who reported to have presently doing sex work other than place of interview.						



Table 14: Percent of FSWs who report selling sex in place(s) outside of the place of interview <sup>a</sup> according to frequency of using condoms with clients at this place by selected characteristics, SBS-FSW, Bellary, Karnataka, 2006

Characteristics	Frequency of using condoms with clients at place(s) outside of place of interview				Number
	Never	Sometimes	Frequently	Always	
<b>Sex work type</b>					
Public place	9.2	16.2	10.0	64.6	31
Brothel	0.0	0.0	32.9	67.1	21
Home	0.0	26.2	13.0	60.8	7
<b>Current age</b>					
<25 years	0.0	3.9	13.5	82.7	19
25-34 years	0.0	18.2	32.6	49.3	23
35+ years	17.0	0.0	11.3	71.7	17
<b>Literacy</b>					
Illiterate	5.6	13.4	13.5	67.5	48
Literate	0.0	0.0	39.3	60.7	11
<b>Caste/tribe</b>					
Scheduled caste	5.8	2.0	22.2	70.0	34
Scheduled tribe	0.0	23.6	19.9	56.5	25
Other					
<b>Current marital status</b>					
Currently married	0.0	25.8	13.6	60.7	15
Separated/ widowed/ divorced/ deserted	5.9	5.9	23.5	64.7	35
Never married	0.0	0.0	38.3	61.7	5
Devadasi	0.0	0.0	0.0	100.0	4
<b>Source of income other than sex work</b>					
No	3.3	6.6	25.4	64.7	43
Yes	5.8	19.0	7.3	67.9	16
<b>Duration in sex work</b>					
< 5 years	0.0	2.7	25.7	71.6	20
5-9 years	3.9	11.7	23.4	61.0	24
10+ years	12.9	21.0	8.1	58.1	15
<b>Residential status</b>					
Lives outside place of interview	0.0	0.0	26.5	73.5	15
Lives in place of interview	6.5	15.7	17.9	59.9	44
<b>Total</b>	3.9	9.3	21.4	65.4	59
Note: <sup>a</sup> Details of maximum of three places were collected from the FSWs who reported to have presently doing sex work other than place of interview.					

Table 15: Percent of FSWs who report having a husband or cohabiting partner and repeat clients, by selected characteristics, SBS-FSW, Bellary, Karnataka, 2006

Characteristics	Husband or cohabiting partner	Repeat clients	Number
<b>Sex work type</b>			
Public place	68.8	46.3	88
Brothel	10.0	44.2	26
Home	59.0	46.4	84
<b>Current age</b>			
<25 years	35.3	42.5	58
25-34 years	63.6	42.8	86
35+ years	66.7	55.5	54
<b>Literacy</b>			
Illiterate	63.3	41.9	159
Literate	29.7	63.3	39
<b>Caste/tribe</b>			
Scheduled caste	62.3	45.6	68
Scheduled tribe	56.2	41.9	56
Other	50.8	50.3	74
<b>Current marital status</b>			
Currently married	100.0	44.6	56
Separated/widowed/divorced/deserted	45.7	50.9	81
Never married	9.8	50.9	18
Devadasi	46.1	39.4	43
<b>Source of income other than sex work</b>			
No	47.8	43.0	90
Yes	65.0	49.0	108
<b>Duration in sex work</b>			
< 5 years	44.1	44.9	77
5-9 years	65.4	38.8	75
10+ years	61.2	57.5	46
<b>Residential status</b>			
Lives outside place of interview	6.5	26.2	18
Lives in place of interview	61.6	48.1	180
<b>Currently sells sex in any place other than place of interview</b>			
No	60.0	46.1	160
Yes	38.5	46.1	38
<b>Total</b>	56.7	46.1	198

Table 16: Mean age of husband or cohabiting partner, mean duration of relationship with this partner, and mean number of months stayed together in the last 12 months, by selected characteristics, SBS-FSW, Bellary, Karnataka, 2006

Characteristics	Mean age of husband or cohabiting partner	Mean duration of relationship (in years)	Mean number of months stayed together in the last 12 months	Number
<b>Sex work type</b>				
Public place	36.7	11.3	10.4	54
Brothel	35.0	3.3	8.0	3
Home	38.2	11.2	10.9	52
<b>Current age</b>				
<25 years	28.5	4.7	11.5	19
25-34 years	36.7	10.4	10.8	55
35+ years	43.8	15.5	10.0	35
<b>Literacy</b>				
Illiterate	37.4	11.1	10.7	94
Literate	38.4	10.6	10.2	15
<b>Caste/tribe</b>				
Scheduled caste	36.4	10.6	10.6	41
Scheduled tribe	38.0	12.7	10.9	31
Other	38.6	10.1	10.4	37
<b>Current marital status</b>				
Currently married	37.1	14.5	10.9	56
Separated/widowed/divorced/deserted	39.1	5.8	9.9	30
Never married	35.0	12.7	9.2	2
Devadasi	36.3	12.0	11.3	21
<b>Source of income other than sex work</b>				
No	36.2	9.6	10.5	39
Yes	38.5	12.1	10.7	70
<b>Duration in sex work</b>				
< 5 years	33.8	8.4	11.2	34
5-9 years	38.4	11.0	10.2	46
10+ years	39.8	13.6	10.7	29
<b>Residential status</b>				
Lives outside place of interview	30.0	2.0	7.0	1
Lives in place of interview	37.6	11.1	10.7	108
<b>Currently sells sex in any place other than place of interview</b>				
No	37.6	11.4	10.8	92
Yes	37.0	7.9	9.7	17
<b>Total</b>	37.5	11.0	10.6	109

Table 17: Percent of FSWs reporting that their husband or cohabiting partner knows that she is a sex worker and percent reporting that her husband or cohabiting partner has sexual relationships with other women, by selected characteristics, SBS-FSW, Bellary, Karnataka, 2006

Characteristics	Husband or cohabiting partner knows that she is sex worker	Husband or cohabiting partner has sexual relationships with other women	Number
<b>Sex work type</b>			
Public place	18.4	70.7	54
Brothel	100.0	100.0	3
Home	27.0	51.8	52
<b>Current age</b>			
<25 years	16.9	53.6	19
25-34 years	21.2	58.9	55
35+ years	35.1	68.1	35
<b>Literacy</b>			
Illiterate	26.6	60.3	94
Literate	10.1	66.1	15
<b>Caste/tribe</b>			
Scheduled caste	28.9	48.2	41
Scheduled tribe	22.1	69.0	31
Other	22.0	70.4	37
<b>Current marital status</b>			
Currently married	19.4	55.8	56
Separated/widowed/divorced/deserted	35.8	81.7	30
Never married	55.3	100.0	2
Devadasi	17.8	38.6	21
<b>Source of income other than sex work</b>			
No	32.3	68.0	39
Yes	19.7	56.0	70
<b>Duration in sex work</b>			
< 5 years	8.5	64.8	34
5-9 years	20.2	66.2	46
10+ years	46.5	49.8	29
<b>Residential status</b>			
Lives outside place of interview	100.0	100.0	1
Lives in place of interview	24.1	60.5	108
<b>Currently sells sex in any place other than place of interview</b>			
No	22.5	59.4	92
Yes	45.2	73.6	17
<b>Total</b>	24.9	60.9	109

Table 18: Mean number of times FSWs report having sex with a husband or cohabiting partner in a normal month and percent of FSWs according to frequency of using a condom during sex with husband or cohabiting partner, by selected characteristics, SBS-FSW, Bellary, Karnataka, 2006

Characteristics	Mean number of times FSWs have sex with husband or cohabiting partner in a normal month	Percent of using condoms with husband or cohabiting partner				Number
		Never	Sometimes	Frequently	Always	
<b>Sex work type</b>						
Public place	6.4	62.0	7.1	16.8	14.1	54
Brothel	4.3	100.0	0.0	0.0	0.0	3
Home	4.6	46.6	16.1	21.4	15.9	52
<b>Current age</b>						
<25 years	7.3	77.0	10.8	6.1	6.1	19
25-34 years	5.5	45.8	12.7	30.2	11.4	55
35+ years	4.1	56.0	11.2	7.7	25.1	35
<b>Literacy</b>						
Illiterate	5.2	55.5	10.8	20.2	13.5	94
Literate	6.7	44.2	21.5	8.4	26.0	15
<b>Caste/tribe</b>						
Scheduled caste	6.0	60.8	8.3	18.1	12.9	41
Scheduled tribe	4.8	24.9	21.5	27.8	25.9	31
Other	5.0	73.4	7.8	11.9	6.9	37
<b>Current marital status</b>						
Currently married	5.5	53.0	17.5	19.6	9.9	56
Separated/ widowed/ divorced/ deserted	4.4	46.1	6.4	25.3	22.3	30
Never married	2.3	0.0	0.0	55.3	44.7	2
Devadasi	6.5	71.6	9.7	6.9	11.8	21
<b>Source of income other than sex work</b>						
No	5.7	53.8	6.4	25.2	14.7	39
Yes	5.1	54.7	15.7	14.7	14.9	70
<b>Duration in sex work</b>						
< 5 years	5.9	44.1	10.4	32.0	13.5	34
5-9 years	5.0	62.6	11.7	7.6	18.1	46
10+ years	5.3	52.0	13.5	23.1	11.4	29
<b>Residential status</b>						
Lives outside place of interview	6.0	100.0	0.0	0.0	0.0	1
Lives in place of interview	5.3	53.8	12.0	19.2	15.0	108
<b>Currently sells sex in any place other than place of interview</b>						
No	5.1	53.5	13.3	19.1	14.2	92
Yes	7.5	61.5	0.0	18.4	20.1	17
<b>Total</b>	5.4	54.3	11.9	19.0	14.8	109

Table 19: Percent of FSWs reporting that their husband or cohabiting partner used a condom during the last sexual intercourse, SBS-FSW, Bellary, Karnataka, 2006

Characteristics	Percent who used a condom at last sex	Number
<b>Sex work type</b>		
Public place	35.5	53
Brothel	0.0	3
Home	39.9	52
<b>Current age</b>		
<25 years	16.9	19
25-34 years	42.9	54
35+ years	39.0	35
<b>Literacy</b>		
Illiterate	36.3	93
Literate	44.5	15
<b>Caste/tribe</b>		
Scheduled caste	31.8	40
Scheduled tribe	64.2	31
Other	18.9	37
<b>Current marital status</b>		
Currently married	35.6	56
Separated/ widowed/ divorced/ deserted	50.8	30
Never married	100.0	1
Devadasi	19.3	21
<b>Source of income other than sex work</b>		
No	38.9	38
Yes	36.0	70
<b>Duration in sex work</b>		
< 5 years	52.1	34
5-9 years	25.7	46
10+ years	39.7	28
<b>Residential status</b>		
Lives outside place of interview	0.0	1
Lives in place of interview	37.6	107
<b>Currently sells sex in any place other than place of interview</b>		
No	37.1	91
Yes	38.5	17
<b>Total</b>	37.2	108
Note: For 1 case information on condom use during the last sex with husband or main cohabiting partner is missing.		

Table 20: Percent of FSWs according to the reasons *for using* condoms with a husband or cohabiting partner, SBS-FSW, Bellary, Karnataka, 2006

Characteristics	Family planning	Protection from HIV transmission	He knows that she is a sex worker	She imposes	She does not trust him	Avoid getting STIs	Number
<b>Sex work type</b>							
Public place	3.2	43.7	20.2	20.2	40.2	24.3	22
Home	30.1	60.0	21.1	19.6	10.5	33.0	29
<b>Current age</b>							
<25 years	39.9	13.4	26.6	26.6	0.0	13.4	7
25-34 years	17.8	54.7	19.2	18.8	30.7	27.5	26
35+ years	20.7	64.9	22.3	20.1	7.6	39.5	18
<b>Literacy</b>							
Illiterate	22.2	55.3	23.8	19.2	19.0	27.5	43
Literate	9.0	46.6	0.0	24.1	35.3	46.6	8
<b>Caste/tribe</b>							
Scheduled caste	16.1	66.3	38.5	18.4	3.2	21.1	16
Scheduled tribe	18.8	58.1	7.9	16.4	36.8	45.3	21
Other	34.0	19.6	19.5	31.9	14.6	6.5	14
<b>Current marital status</b>							
Currently married	25.0	35.1	5.2	17.4	44.7	27.4	24
Separated/ widowed/ divorced/ deserted	21.3	64.9	32.4	26.3	3.0	32.5	17
Never married	44.7	44.7	55.3	0.0	0.0	0.0	2
Devadasi	0.0	86.6	31.7	13.4	0.0	36.3	8
<b>Source of income other than sex work</b>							
No	16.6	53.8	33.8	0.0	31.7	29.0	15
Yes	23.4	54.5	11.6	33.8	13.5	30.6	36
<b>Duration in sex work</b>							
< 5 years	21.9	30.9	6.8	17.7	37.6	27.5	17
5-9 years	23.0	49.6	15.4	36.5	17.3	44.6	19
10+ years	16.4	84.5	41.8	3.7	7.3	16.4	15
<b>Currently sells sex in any place other than place of interview</b>							
No	21.3	55.7	19.0	18.4	21.8	31.5	44
Yes	13.1	39.3	39.1	34.7	13.1	13.1	7
<b>Total</b>	20.6	54.2	20.8	19.8	21.0	29.9	51

Table 21: Percent of FSWs according to the reasons for *not* using condoms with a husband or cohabiting partner, SBS-FSW, Bellary, Karnataka, 2006

Characteristics	He does not want to use them	Cannot use them with this partner	Wants to have children	He is not a client	He is not aware that she is a sex worker	Mutual trust	He does not find it pleasurable	Number
<b>Sex work type</b>								
Public place	47.3	19.8	20.7	29.3	33.2	14.9	4.6	32
Brothel	50.0	0.0	0.0	50.0	0.0	50.0	75.0	3
Home	40.1	46.6	7.4	22.3	6.7	11.3	0.0	23
<b>Current age</b>								
<25 years	15.9	6.0	46.4	18.0	12.0	12.0	8.0	12
25-34 years	53.6	38.3	3.4	37.4	17.1	21.7	4.5	29
35+ years	52.0	42.1	2.9	19.2	28.0	6.9	3.9	17
<b>Literacy</b>								
Illiterate	44.4	33.6	14.9	23.2	21.2	12.5	4.5	51
Literate	40.1	11.5	0.0	65.6	0.0	37.1	11.5	7
<b>Caste/tribe</b>								
Scheduled caste	39.9	49	7.7	23.1	13.3	6.3	4.9	25
Scheduled tribe	61.3	17	14.7	14.7	14.7	7.3	0.0	10
Other	43.0	17	20.0	34.8	27.8	26.1	7.0	23
<b>Current marital status</b>								
Currently married	42.1	19.6	14.1	37.8	19.1	24.2	5.3	32
Separated/ widowed/ divorced/ deserted	51.7	12.1	24.1	22.4	36.2	15.6	10.4	13
Devadasi	39.5	67.0	3.2	15.3	4.3	0.0	0.0	13
<b>Source of income other than sex work</b>								
No	51.19	12.0	0.0	26.3	32.1	20.3	7.1	24
Yes	39.1	45.1	22.9	27.1	10.8	10.6	3.8	34
<b>Duration in sex work</b>								
< 5 years	36.5	28.5	26.5	47.2	21.5	21.5	4.3	17
5-9 years	31.5	19.7	13.8	20.2	27.2	11.5	5.9	27
10+ years	71.3	54.8	3.4	21.9	4.5	14.3	4.5	14
<b>Residential status</b>								
Lives outside place of interview	0	0	0.0	100.0	0.0	100.0	100.0	1
Lives in place of interview	44.9	32.3	13.9	25.3	19.8	12.9	3.3	57
<b>Currently sells sex in any place other than place of interview</b>								
No	43.0	33.8	14.4	21.3	19.8	12.1	3.6	48
Yes	51.1	16.4	8.2	67.3	16.4	32.6	16.2	10
<b>Total</b>	44.0	31.7	13.6	26.8	19.4	14.5	5.1	58

Note: May add to more than 100 due to multiple responses.



Table 22: Percent of FSWs reporting non-commercial sex partner(s), mean number of non-commercial partners ever had, mean number of non-commercial partners in the last 12 months, and mean number of new non-commercial sex partners in the last 12 months by selected characteristics, SBS-FSW, Bellary, Karnataka, 2006

Characteristics	Percent of FSWs reporting non-commercial sex partner(s)	Number	Mean number of non-commercial partners ever had	Mean number of non-commercial partners in the last 12 months	Mean number of new non-commercial partners in the last 12 months	Number
<b>Sex work type</b>						
Public place	25.2	88	1.5	1.5	0.1	26
Brothel	21.3	26	1.0	1.0	0.0	6
Home	31.7	84	1.2	1.1	0.1	25
<b>Current age</b>						
<25 years	29.5	58	1.3	1.2	0.1	18
25-34 years	32.7	86	1.3	1.2	0.0	27
35+ years	19.1	54	1.3	1.2	0.2	12
<b>Literacy</b>						
Illiterate	28.3	159	1.3	1.2	0.1	45
Literate	27.5	39	1.2	1.2	0.1	12
<b>Caste/tribe</b>						
Scheduled caste	27.8	68	1.2	1.2	0.0	18
Scheduled tribe	28.8	56	1.3	1.3	0.1	13
Other	28.0	74	1.3	1.3	0.1	26
<b>Current marital status</b>						
Currently married	33.4	56	1.4	1.3	0.1	19
Separated/ widowed/ divorced/ deserted	24.7	81	1.3	1.2	0.1	20
Never married	36.1	18	1.3	1.1	0.2	7
Devadasi	26.7	43	1.2	1.2	0.0	11
<b>Source of income other than sex work</b>						
No	32.0	90	1.2	1.2	0.1	30
Yes	24.5	108	1.4	1.3	0.1	27
<b>Duration in sex work</b>						
< 5 years	26.4	77	1.5	1.4	0.1	22
5-9 years	30.8	75	1.2	1.2	0.1	24
10+ years	27.0	46	1.2	1.1	0.0	11
<b>Residential status</b>						
Lives outside place of interview	21.3	18	1.0	1.0	0.0	4
Lives in place of interview	28.9	180	1.3	1.3	0.1	53
<b>Currently sells sex in any place other than place of interview</b>						
No	26.8	160	1.3	1.2	0.1	41
Yes	35.7	38	1.3	1.3	0.1	16
<b>Total</b>	28.2	198	1.3	1.2	0.1	57

Table 23: Mean age of the most recent non-commercial partner at first sex with the FSW and mean duration of relationship with this partner by selected characteristic, SBS-FSW, Bellary, Karnataka, 2006

Characteristics	Mean age of most recent non-commercial sex partner at first sex with the FSW	Mean duration of relationship with most recent non-commercial sex partner	Number
<b>Sex work type</b>			
Public place	31.5	3.5	26
Brothel	26.8	1.9	6
Home	32.4	3.5	25
<b>Current age</b>			
<25 years	25.0	1.8	18
25-34 years	32.0	3.5	27
35+ years	41.0	5.5	12
<b>Literacy</b>			
Illiterate	32.2	3.6	45
Literate	29.3	2.7	12
<b>Caste/tribe</b>			
Scheduled caste	33.1	2.6	18
Scheduled tribe	31.3	5.1	13
Other	30.4	2.8	26
<b>Current marital status</b>			
Currently married	33.8	5.9	19
Separated/ widowed/ divorced/ deserted	30.5	1.8	20
Never married	28.8	1.9	7
Devadasi	31.7	3.2	11
<b>Source of income other than sex work</b>			
No	28.1	3.3	30
Yes	35.9	3.5	27
<b>Duration in sex work</b>			
< 5 years	31.2	3.3	46
5-9 years	32.9	3.6	11
10+ years			
<b>Residential status</b>			
Lives outside place of interview	24.4	1.9	4
Lives in place of interview	32.2	3.5	53
<b>Currently sells sex in any place other than place of interview</b>			
No	32.1	3.4	41
Yes	29.8	3.3	16
<b>Total</b>	31.6	3.4	57

Table 24: Percent of FSWs reporting that the most recent non-commercial sex partner has ever lived or stayed with her and that the partner is aware that she is a sex worker by selected characteristic, SBS-FSW, Bellary, Karnataka, 2006

Characteristics	Percent reporting that the most recent non-commercial partner has ever stayed with her	Percent reporting that the most recent non-commercial partner is aware that she is sex worker	Number
<b>Sex work type</b>			
Public place	13.4	49.5	26
Brothel	0.0	52.9	6
Home	7.0	60.1	25
<b>Current age</b>			
<25 years	7.6	53.2	18
25-34 years	11.9	62.4	27
35+ years	0.0	42.3	12
<b>Literacy</b>			
Illiterate	9.1	57.2	45
Literate	5.7	51.6	12
<b>Caste/tribe</b>			
Scheduled caste	2.8	78.6	18
Scheduled tribe	14.3	47.5	13
Other	9.7	39.1	26
<b>Current marital status</b>			
Currently married	18.0	37.3	19
Separated/ widowed/ divorced/ deserted	6.1	48.6	20
Never married	12.2	45.5	7
Devadasi	0.0	90.2	11
<b>Source of income other than sex work</b>			
No	7.8	61.5	30
Yes	9.4	49.5	27
<b>Duration in sex work</b>			
< 5 years	9.8	42.5	22
5-9 years	13.1	53.7	24
10+ years	0.0	76.9	11
<b>Residential status</b>			
Lives outside place of interview	0.0	53.8	4
Lives in place of interview	9.0	56.3	53
<b>Currently sells sex in any place other than place of interview</b>			
No	10.5	57.3	41
Yes	0.0	51.3	16
<b>Total</b>	8.5	56.1	57

Table 25: Percent of FSWs reporting that their most recent non-commercial sex partner has sexual relationships with other women by selected characteristics, SBS-FSW, Bellary, Karnataka, 2006

Characteristics	Percent reporting that their most recent non-commercial partner has sexual relationship with other women	Number
<b>Sex work type</b>		
Public place	81.6	26
Brothel	64.6	6
Home	81.1	25
<b>Current age</b>		
<25 years	76.1	18
25-34 years	78.8	27
35+ years	88.4	12
<b>Literacy</b>		
Illiterate	79.1	45
Literate	82.4	12
<b>Caste/tribe</b>		
Scheduled caste	92.9	18
Scheduled tribe	69.7	13
Other	74.2	26
<b>Current marital status</b>		
Currently married	70.2	19
Separated/ widowed/ divorced/ deserted	82.3	20
Never married	69.6	7
Devadasi	90.2	11
<b>Source of income other than sex work</b>		
No	79.0	30
Yes	80.7	27
<b>Duration in sex work</b>		
< 5 years	70.1	22
5-9 years	83.6	24
10+ years	86.1	11
<b>Residential status</b>		
Lives outside place of interview	69.1	4
Lives in place of interview	80.5	53
<b>Currently sells sex in any place other than place of interview</b>		
No	80.1	41
Yes	78.3	16
<b>Total</b>	79.8	57

Table 26: Percent of FSWs reporting that their most recent non-commercial sex partner supports her financially or that she supports her partner financially by selected characteristic, SBS-FSW, Bellary, Karnataka, 2006

Characteristics	Percent reporting that she supports her most recent non-commercial partner financially	Percent reporting that her most recent non-commercial partner supports her financially	Number
<b>Sex work type</b>			
Public place	23.7	69.8	26
Brothel	29.3	76.3	6
Home	11.0	85.5	25
<b>Current age</b>			
<25 years	25.7	78.9	18
25-34 years	8.9	75.2	27
35+ years	24.9	94.2	12
<b>Literacy</b>			
Illiterate	16.4	78.1	45
Literate	17.6	86.3	12
<b>Caste/tribe</b>			
Scheduled caste	13.8	77.1	18
Scheduled tribe	10.7	81.3	13
Other	24.9	81.1	26
<b>Current marital status</b>			
Currently married	39.1	87.3	19
Separated/ widowed/ divorced/ deserted	7.4	72.7	20
Never married	12.2	57.4	7
Devadasi	6.0	88.1	11
<b>Source of income other than sex work</b>			
No	15.3	82.8	30
Yes	18.3	76.0	27
<b>Duration in sex work</b>			
< 5 years	20.5	67.7	22
5-9 years	21.0	81.6	24
10+ years	5.3	92.0	11
<b>Residential status</b>			
Lives outside place of interview	38.4	84.5	4
Lives in place of interview	15.1	79.4	53
<b>Currently sells sex in any place other than place of interview</b>			
No	14.8	82.7	41
Yes	24.2	67.5	16
<b>Total</b>	<b>16.7</b>	<b>79.7</b>	<b>57</b>

Table 27: Percent of FSWs according to the frequency of using condoms with their most recent non-commercial sex partner by selected characteristics, SBS-FSW, Bellary, Karnataka, 2006

Characteristics	Percent reporting the frequency of condom use with most recent non-commercial partner				Number
	Never	Sometimes	Frequently	Always	
<b>Sex work type</b>					
Public place	29.6	10.1	10.1	50.2	26
Brothel	35.3	11.8	0.0	52.9	6
Home	30.5	4.4	16.7	48.4	25
<b>Current age</b>					
<25 years	46.8	0.0	3.7	49.5	18
25-34 years	23.9	10.9	18.8	46.4	27
35+ years	25.1	5.8	11.5	57.7	12
<b>Literacy</b>					
Illiterate	28.6	5.3	13.7	52.5	45
Literate	39.3	13.6	10.9	36.2	12
<b>Caste/tribe</b>					
Scheduled caste	14.8	5.7	11.4	68.1	18
Scheduled tribe	40.0	12.5	16.0	31.5	13
Other	39.9	3.1	12.5	44.5	26
<b>Current marital status</b>					
Currently married	31.0	3.6	25.3	40.1	19
Separated/ widowed/ divorced/ deserted	37.6	5.9	3.0	53.5	20
Never married	24.3	0.0	0.0	75.7	7
Devadasi	23.1	13.8	17.7	45.4	11
<b>Source of income other than sex work</b>					
No	32.4	10.5	7.6	49.4	30
Yes	28.5	2.4	19.9	49.3	27
<b>Duration in sex work</b>					
< 5 years	41.7	3.2	9.5	45.7	22
5-9 years	32.1	11.8	15.7	40.4	24
10+ years	14.5	4.0	13.9	67.6	11
<b>Residential status</b>					
Lives outside place of interview	30.7	0.0	0.0	69.3	4
Lives in place of interview	30.6	7.4	14.1	47.9	53
<b>Currently sells sex in any place other than place of interview</b>					
No					
Yes					
<b>Total</b>	30.7	6.9	13.1	49.4	57

Table 28: Mean duration of FSWs always using a condom with their most recent non-commercial sex partner and percent of FSWs reporting condom use at last sex with their most recent non-commercial partner by selected characteristics, SBS-FSW, Bellary, Karnataka, 2006

Characteristics	Percent reporting condom use at last sex with their most recent non-commercial sex partner	Number	Mean duration (in years) of always using a condom with their most recent non-commercial partner	Number
<b>Sex work type</b>				
Public place	67.0	26	1.1	12
Brothel	52.9	6	0.9	3
Home	63.4	25	1.4	9
<b>Current age</b>				
<25 years	49.5	18	1.0	9
25-34 years	67.3	27	1.1	9
35+ years	74.9	12	1.8	6
<b>Literacy</b>				
Illiterate	68.8	45	1.2	19
Literate	41.7	12	1.3	5
<b>Caste/tribe</b>				
Scheduled caste	82.4	18	1.0	9
Scheduled tribe	51.1	13	1.5	4
Other	53.9	26	1.4	11
<b>Current marital status</b>				
Currently married	61.8	19	1.8	6
Separated/ widowed/ divorced/ deserted	62.4	20	0.5	9
Never married	63.5	7	1.5	5
Devadasi	67.1	11	1.7	4
<b>Source of income other than sex work</b>				
No	59.0	30	0.8	13
Yes	69.2	27	1.8	11
<b>Duration in sex work</b>				
< 5 years	55.2	22	0.9	10
5-9 years	58.7	24	1.6	9
10+ years	81.5	11	1.2	5
<b>Residential status</b>				
Lives outside place of interview	53.8	4	0.9	3
Lives in place of interview	64.3	53	1.3	21
<b>Currently sells sex in any place other than place of interview</b>				
No	67.8	41	1.3	20
Yes	46.0	16	0.9	4
<b>Total</b>	63.6	57	1.2	24

Table 29: Percent of FSWs according to the reasons *for using* condoms with their most recent non-commercial sex partner, SBS-FSW, Bellary, Karnataka, 2006

Characteristics	Family planning	Protection from HIV transmission	Client knows that she is a sex worker	Client insists	She imposes	She does not trust the client	Avoid getting STIs	Number
<b>Sex work type</b>								
Public place	15.0	43.8	27.5	0.0	42.5	6.2	5.0	17
Brothel	0.0	54.7	63.4	0.0	0.0	0.0	0.0	4
Home	12.7	22.3	59.1	26.6	19.5	6.3	17.7	16
<b>Current age</b>								
<25 years	17.2	24.2	58.5	10.3	17.4	0.0	0.0	10
25-34 years	9.3	28.7	51.9	21.3	21.4	10.0	21.3	19
35+ years	15.5	48.7	33.2	7.7	43.6	0.0	0.0	8
<b>Literacy</b>								
Illiterate	12.1	31.8	56.2	19.5	20.5	6.9	10.2	29
Literate	13.4	31.3	18.0	0.0	46.3	0.0	22.3	8
<b>Caste/tribe</b>								
Scheduled caste	0	26.9	65.6	32.8	20.5	0.0	6.9	13
Scheduled tribe	20.8	52.5	40.5	0.0	17.9	14.8	35.6	8
Other	23.4	20.9	33.7	5.2	37.7	6.5	0.0	16
<b>Current marital status</b>								
Currently married	5.6	35.0	46.0	5.6	42.9	6.9	0.0	12
Separated/ widowed/ divorced/ deserted	9.5	23.8	54.2	37.7	26.8	0.0	4.8	12
Never married	39.9	36.0	0.0	0.0	44.0	0.0	0.0	5
Devadasi	12.8	36.0	64.2	7.7	0.0	12.8	35.9	8
<b>Source of income other than sex work</b>								
No	14.1	34.6	43.7	22.5	25.2	0.0	12.7	20
Yes	10.2	28.2	56.8	8.5	24.6	12.6	11.8	17
<b>Duration in sex work</b>								
< 5 years	19.9	25.8	45.6	0.0	23.0	0.0	0.0	13
5-9 years	3.9	32.9	28.9	5.8	38.3	4.8	21.2	16
10+ years	16.2	35.2	78.0	41.7	10.5	11.6	11.6	8
<b>Residential status</b>								
Lives outside place of interview	0	44.6	77.6	0.0	0.0	0.0	0.0	3
Lives in place of interview	13.2	30.8	47.6	17.3	26.8	6.2	13.2	34
<b>Currently sells sex in any place other than place of interview</b>								
No	15.0	25.4	50.1	19.6	24.7	7.0	14.9	27
Yes	0.0	61.0	47.7	0.0	26.1	0.0	0.0	10
<b>Total</b>	12.3	31.7	49.7	16.1	24.9	5.8	12.3	37

Note: May add to 100 due to multiple responses.



Table 30: Mean number of repeat clients and mean age of most recent repeat client among FSWs who reported currently having repeat client(s), by selected characteristics, SBS-FSW, Bellary, Karnataka, 2006

Characteristics	Mean number of current repeat clients	Mean age of most recent repeat client	Number
<b>Sex work type</b>			
Public place	3.1	33.2	44
Brothel	3.1	28.7	11
Home	2.5	37.7	40
<b>Current age</b>			
<25 years	2.6	26.6	25
25-34 years	2.7	35.3	40
35+ years	3.1	41.4	30
<b>Literacy</b>			
Illiterate	2.4	35.5	71
Literate	3.7	33.8	24
<b>Caste/tribe</b>			
Scheduled caste	2.5	34.7	34
Scheduled tribe	3.4	37.6	25
Other	2.6	33.7	36
<b>Current marital status</b>			
Currently married	2.7	36.1	28
Separated/ widowed/ divorced/ deserted	2.9	36.5	38
Never married	4.6	23.2	9
Devadasi	2.0	35.2	20
<b>Source of income other than sex work</b>			
No	3.3	32.8	43
Yes	2.4	37.0	52
<b>Duration in sex work</b>			
< 5 years	3.0	30.4	36
5-9 years	2.5	36.6	34
10+ years	2.8	38.5	25
<b>Residential status</b>			
Lives outside place of interview	6.0	27.8	3
Lives in place of interview	2.6	35.5	92
<b>Currently sells sex in any place other than place of interview</b>			
No	2.8	35.4	77
Yes	2.9	33.2	18
<b>Total</b>	2.8	35.1	95

Table 31: Percent of FSWs according to the duration since first sex with their most recent repeat client, by selected characteristics, SBS-FSW, Bellary, Karnataka, 2006

Characteristics	Duration since first sex with their most recent repeat client			Mean duration since first sex in years	Number
	< 1 year	2-4 years	5+ years		
<b>Sex work type</b>					
Public place	23.8	57.8	18.5	2.4	44
Brothel	66.0	34.0	0.0	0.5	11
Home	7.3	69.0	23.8	3.6	40
<b>Current age</b>					
<25 years	29.7	70.3	0.0	0.9	25
25-34 years	17.8	71.1	11.1	2.2	40
35+ years	14.2	40.5	45.3	5.2	30
<b>Literacy</b>					
Illiterate	17.0	61.0	22.0	3.1	70
Literate	26.4	61.4	12.3	2.1	25
<b>Caste/tribe</b>					
Scheduled caste	18.0	67.3	14.7	2.3	33
Scheduled tribe	9.3	60.7	30.0	4.0	26
Other	29.0	55.3	15.7	2.6	36
<b>Current marital status</b>					
Currently married	11.2	73.4	15.4	2.7	27
Separated/ widowed/ divorced/ deserted	26.5	52.6	20.9	2.9	38
Never married	40.0	60.0	0.0	1.0	9
Devadasi	9.2	65.3	25.5	3.4	21
<b>Source of income other than sex work</b>					
No	26.6	61.8	11.7	2.0	44
Yes	13.7	60.5	25.8	3.6	51
<b>Duration in sex work</b>					
< 5 years	34.6	60.8	4.6	1.2	36
5-9 years	10.2	67.3	22.5	3.1	34
10+ years	13.4	55.7	31.0	4.3	25
<b>Residential status</b>					
Lives outside place of interview	87.5	12.5	0.0	0.1	3
Lives in place of interview	16.0	63.7	20.3	3.0	92
<b>Currently sells sex in any place other than place of interview</b>					
No	11.1	66.9	22.0	3.2	77
Yes	66.9	28.9	4.2	1.0	18
<b>Total</b>	19.6	61.1	19.3	2.9	95

Table 32: Percent of FSWs (among those who currently have repeat clients) according to marital status of their most recent repeat client, by selected characteristics, SBS-FSW, Bellary, Karnataka, 2006

Characteristics	Currently married	Separated	Widowed	Number
<b>Sex work type</b>				
Public place	86.3	13.7	0.0	44
Brothel	68.0	32.0	0.0	11
Home	94.9	3.9	1.2	40
<b>Current age</b>				
<25 years	67.3	32.7	0.0	25
25-34 years	94.6	5.4	0.0	40
35+ years	98.0	0.0	2.0	30
<b>Literacy</b>				
Illiterate	89.7	9.4	0.9	70
Literate	86.7	13.4	0.0	25
<b>Caste/tribe</b>				
Scheduled caste	90.8	9.2	0.0	33
Scheduled tribe	86.9	10.8	2.3	26
Other	88.4	11.6	0.0	36
<b>Current marital status</b>				
Currently married	82.4	14.9	2.8	27
Separated/ widowed/ divorced/ deserted	98.6	1.4	0.0	38
Never married	21.4	78.6	0.0	9
Devadasi	97.5	2.5	0.0	21
<b>Source of income other than sex work</b>				
No	87.4	12.6	0.0	44
Yes	90.1	8.7	1.2	51
<b>Duration in sex work</b>				
< 5 years	75.0	25.0	0.0	36
5-9 years	93.9	6.1	0.0	34
10+ years	98.2	0.0	1.9	25
<b>Residential status</b>				
Lives outside place of interview	74.9	25.1	0.0	3
Lives in place of interview	89.6	9.7	0.7	92
<b>Currently sells sex in any place other than place of interview</b>				
No	88.4	10.9	0.8	77
Yes	91.6	8.4	0.0	18
<b>Total</b>	88.9	10.5	0.6	95

Table 33: Percent of FSWs reporting that their most recent repeat client has sexual relations with other women by selected characteristics, SBS-FSW, Bellary, Karnataka, 2006

Characteristics	Repeat client has sexual relations with other women	Number
<b>Sex work type</b>		
Public place	75.0	44
Brothel	34.0	11
Home	82.8	40
<b>Current age</b>		
<25 years	59.7	25
25-34 years	76.0	40
35+ years	84.3	30
<b>Literacy</b>		
Illiterate	78.2	70
Literate	65.5	25
<b>Caste/tribe</b>		
Scheduled caste	79.3	33
Scheduled tribe	77.0	26
Other	68.1	36
<b>Current marital status</b>		
Currently married	67.6	27
Separated/ widowed/ divorced/ deserted	82.1	38
Never married	8.6	9
Devadasi	87.0	21
<b>Source of income other than sex work</b>		
No	68.2	44
Yes	80.2	51
<b>Duration in sex work</b>		
< 5 years	52.8	36
5-9 years	74.8	34
10+ years	96.3	25
<b>Residential status</b>		
Lives outside place of interview	0.0	3
Lives in place of interview	78.6	92
<b>Currently sells sex in any place other than place of interview</b>		
No	76.8	77
Yes	62.4	18
<b>Total</b>	74.6	95

Table 34: Percent of FSWs according to the duration since last sex with their most recent repeat client, by selected characteristics, SBS-FSW, Bellary, Karnataka, 2006

Characteristics	Duration since last sex with the most recent repeat client			Mean duration since last sex (in weeks)	Number
	< 1 week	1-3 weeks	4+ weeks		
<b>Sex work type</b>					
Public place	52.0	42.0	6.1	0.8	44
Brothel	52.8	35.9	11.4	0.8	11
Home	27.4	47.0	25.5	2.5	40
<b>Current age</b>					
<25 years	44.1	43.2	12.7	1.1	25
25-34 years	42.2	48.7	9.1	0.9	40
35+ years	30.3	38.3	31.4	3.2	30
<b>Literacy</b>					
Illiterate	37.2	44.8	18.1	1.8	70
Literate	43.1	42.1	14.8	1.3	25
<b>Caste/tribe</b>					
Scheduled caste	41.1	47.4	11.5	1.1	33
Scheduled tribe	31.9	43.1	25.0	2.9	26
Other	41.9	41.3	16.8	1.3	36
<b>Current marital status</b>					
Currently married	42.7	38.8	18.5	1.1	27
Separated/ widowed/ divorced/ deserted	44.3	39.3	16.4	2.2	38
Never married	54.3	24.3	21.3	1.6	9
Devadasi	21.4	62.7	15.9	1.3	21
<b>Source of income other than sex work</b>					
No	42.3	45.1	12.6	1.1	44
Yes	35.9	43.0	21.1	2.2	51
<b>Duration in sex work</b>					
< 5 years	48.8	41.9	9.2	0.9	36
5-9 years	32.3	41.5	26.2	2.9	34
10+ years	34.9	48.4	16.7	1.3	25
<b>Residential status</b>					
Lives outside place of interview	87.5	0.0	12.5	0.5	3
Lives in place of interview	36.3	46.4	17.4	1.7	92
<b>Currently sells sex in any place other than place of interview</b>					
No	37.4	43.1	19.5	1.9	77
Yes	47.0	48.8	4.2	0.7	18
<b>Total</b>	38.9	44.0	17.1	1.7	95

Table 35: Percent of FSWs according to the frequency of condom use with their most recent repeat client and percent who used a condom at last sex with this partner, by selected characteristics, SBS-FSW, Bellary, Karnataka, 2006

Characteristics	Percent reporting the frequency of condom use					Condom used at last sex	Number
	Never	Sometimes	Frequently	Always	Number		
<b>Sex work type</b>							
Public place	5.5	7.3	21.8	65.4	44	91.5	42
Brothel	0.0	11.3	17.1	71.6	11	100.0	11
Home	6.1	3.5	9.1	81.3	40	95.1	40
<b>Current age</b>							
<25 years	9.3	8.9	5.1	76.6	25	89.4	25
25-34 years	5.2	8.2	17.2	69.5	40	94.7	39
35+ years	2.0	0.0	17.9	80.1	30	98.0	29
<b>Literacy</b>							
Illiterate	5.1	5.4	15.7	73.9	70	94.4	68
Literate	5.6	6.7	11.2	76.6	25	94.5	25
<b>Caste/tribe</b>							
Scheduled caste	4.7	8.0	19.9	67.4	33	92.5	32
Scheduled tribe	10.4	0.0	7.0	82.6	26	91.9	26
Other	1.8	7.9	14.6	75.8	36	98.2	35
<b>Current marital status</b>							
Currently married	7.4	8.4	21.2	63.0	27	87.7	25
Separated/ widowed/ divorced/ deserted	2.9	4.3	10.1	82.8	38	98.6	38
Never married	0.0	17.1	8.6	74.3	9	100.0	9
Devadasi	8.8	2.5	17.6	71.1	21	91.2	21
<b>Source of income other than sex work</b>							
No	3.4	2.7	9.7	84.2	44	96.5	42
Yes	6.7	8.3	18.5	66.5	51	92.7	51
<b>Duration in sex work</b>							
< 5 years	4.9	9.3	11.2	74.6	36	94.1	36
5-9 years	7.1	6.1	15.5	71.4	34	92.6	32
10+ years	3.8	1.9	16.6	77.8	25	96.3	25
<b>Residential status</b>							
Lives outside place of interview	0.0	0.0	0.0	100.0	3	100.0	3
Lives in place of interview	5.5	6.0	15.2	73.3	92	94.1	90
<b>Currently sells sex in any place other than place of interview</b>							
No	4.6	6.8	11.5	77.1	77	94.9	75
Yes	8.4	0.0	30.4	61.2	18	91.6	18
<b>Total</b>	5.2	5.7	14.4	74.7	95	94.4	93

Table 36: Mean age of second and third most recent repeat client among FSWs who reported to currently have two or more repeat clients, by selected characteristics, SBS-FSW, Bellary, Karnataka, 2006

Characteristics	Mean age of second most recent repeat client	Number	Mean age of third most recent repeat client	Number
<b>Sex work type</b>				
Public place	34.2	30	34.2	17
Brothel	33.4	9	32.8	5
Home	38.2	26	36.3	14
<b>Current age</b>				
<25 years	27.3	16	22.9	7
25-34 years	36.1	30	35.2	17
35+ years	43.4	19	39.8	12
<b>Literacy</b>				
Illiterate	35.7	45	34.6	22
Literate	37.2	20	35.8	14
<b>Caste/tribe</b>				
Scheduled caste	34.4	22	34.9	12
Scheduled tribe	37.9	19	37.5	10
Other	36.3	24	33.2	14
<b>Current marital status</b>				
Currently married	38.3	17	36.3	13
Separated/ widowed/ divorced/ deserted	36.6	29	36.8	14
Never married	25.4	7	23.4	6
Devadasi	36.8	12	35.8	3
<b>Source of income other than sex work</b>				
No	34.5	34	32.8	20
Yes	38.0	31	38.3	16
<b>Duration in sex work</b>				
< 5 years	31.6	25	32.4	17
5-9 years	39.5	25	37.2	11
10+ years	37.3	15	36.7	8
<b>Residential status</b>				
Lives outside place of interview	36.9	3	34.5	3
Lives in place of interview	36.1	62	35.1	33
<b>Currently sells sex in any place other than place of interview</b>				
No	36.1	51	34.3	31
Yes	36.6	14	38.5	5
<b>Total</b>	36.2	65	35.0	36

Table 37: Percent of FSWs (among those who currently have two or more repeat clients) according to the current marital status of their second most recent repeat client, by selected characteristics, SBS-FSW, Bellary, Karnataka, 2006

Characteristics	Currently married	Never married	Don't know/ missing	Number
<b>Sex work type</b>				
Public place	80.3	10.5	9.2	30
Brothel	27.4	31.8	40.9	9
Home	100.0	0.0	0.0	26
<b>Current age</b>				
<25 years	70.7	29.3	0.0	16
25-34 years	83.7	1.9	14.4	30
35+ years	93.9	0.0	6.1	19
<b>Literacy</b>				
Illiterate	88.5	8.3	3.3	45
Literate	72.7	6.8	20.5	20
<b>Caste/tribe</b>				
Scheduled caste	91.9	8.1	0.0	22
Scheduled tribe	93.9	6.1	0.0	19
Other	68.0	8.9	23.1	24
<b>Current marital status</b>				
Currently married	95.6	4.5	0.0	17
Separated/ widowed/ divorced/ deserted	80.8	1.8	17.4	29
Never married	30.7	69.3	0.0	7
Devadasi	96.1	3.9	0.0	12
<b>Source of income other than sex work</b>				
No	72.2	11.5	16.3	34
Yes	96.2	3.8	0.0	31
<b>Duration in sex work</b>				
< 5 years	62.4	21.1	16.5	25
5-9 years	90.6	2.7	6.7	25
10+ years	97.3	0.0	2.7	15
<b>Residential status</b>				
Lives outside place of interview	0.0	25.1	74.9	3
Lives in place of interview	90.1	6.5	3.4	62
<b>Currently sells sex in any place other than place of interview</b>				
No	91.0	7.3	1.7	51
Yes	49.8	10.1	40.1	14
<b>Total</b>	<b>83.6</b>	<b>7.8</b>	<b>8.6</b>	<b>65</b>



Table 38: Percent of FSWs (among those who currently have two or more repeat clients) according to the current marital status of their third most recent repeat client, by selected characteristics, SBS-FSW, Bellary, Karnataka, 2006

Characteristics	Currently married	Separated	Never married	Don't know/ missing	Number
<b>Sex work type</b>					
Public place	72.2	5.6	16.7	5.6	17
Brothel	9.4	0.0	34.4	56.3	5
Home	65.4	25.9	8.7	0.0	14
<b>Current age</b>					
<25 years	30.7	0.0	69.3	0.0	7
25-34 years	43.4	28.8	8.6	19.2	17
35+ years	90.0	0.0	5.0	5.0	12
<b>Literacy</b>					
Illiterate	64.9	23.6	11.5	0.0	22
Literate	44.2	0.0	23.2	32.5	14
<b>Caste/tribe</b>					
Scheduled caste	57.2	34.2	8.6	0.0	12
Scheduled tribe	77.0	6.3	16.7	0.0	10
Other	42.3	0.0	23.1	34.6	14
<b>Current marital status</b>					
Currently married	79.6	0.0	20.4	0.0	13
Separated/ widowed/ divorced/ deserted	47.5	28.0	0.0	24.6	14
Never married	0.0	15.1	84.9	0.0	6
Devadasi	100.0	0.0	0.0	0.0	3
<b>Source of income other than sex work</b>					
No	41.5	25.4	13.2	19.8	20
Yes	80.7	0.0	19.3	0.0	16
<b>Duration in sex work</b>					
< 5 years	37.1	4.1	34.2	24.6	17
5-9 years	100.0	0.0	0.0	0.0	11
10+ years	55.5	35.5	4.5	4.5	8
<b>Residential status</b>					
Lives outside place of interview	0.0	0.0	25.1	74.9	3
Lives in place of interview	66.4	17.4	14.3	2.0	33
<b>Currently sells sex in any place other than place of interview</b>					
No	63.0	18.1	18.9	0.0	31
Yes	30.1	0.0	0.0	69.9	5
<b>Total</b>	57.5	15.1	15.7	11.8	36

Table 39: Percent of FSWs according to the duration since first sex with their second most recent repeat client, by selected characteristics, SBS-FSW, Bellary, Karnataka, 2006

Characteristics	Duration since first sex with the second most recent repeat client			Mean duration since first sex (in years)	Number
	<1 year	1-4 years	5+ years		
<b>Sex work type</b>					
Public place	45.7	43.9	10.4	1.4	30
Brothel	86.3	13.7	0.0	0.1	9
Home	11.2	66.8	22.0	3.0	26
<b>Current age</b>					
<25 years	90.4	9.6	0.0	0.1	16
25-34 years	21.1	74.4	4.5	1.3	30
35+ years	6.1	50.0	43.9	4.8	19
<b>Literacy</b>					
Illiterate	29.0	55.0	16.0	2.1	45
Literate	42.0	44.9	13.2	1.9	20
<b>Caste/tribe</b>					
Scheduled caste	17.6	72.1	10.3	1.9	22
Scheduled tribe	31.8	44.0	24.2	3.2	19
Other	47.8	40.1	12.2	1.3	24
<b>Current marital status</b>					
Currently married	13.3	71.9	14.8	2.2	17
Separated/ widowed/ divorced/ deserted	36.5	44.4	19.1	2.2	29
Never married	75.5	24.5	0.0	0.2	7
Devadasi	29.3	59.1	11.7	2.2	12
<b>Source of income other than sex work</b>					
No	40.6	49.1	10.3	1.5	34
Yes	24.6	55.0	20.4	2.7	31
<b>Duration in sex work</b>					
< 5 years	70.6	29.4	0.0	0.4	25
5-9 years	24.1	53.6	22.3	2.7	25
10+ years	5.4	72.0	22.6	3.1	15
<b>Residential status</b>					
Lives outside place of interview	87.5	12.5	0.0	0.1	3
Lives in place of interview	28.8	55.0	16.3	2.2	62
<b>Currently sells sex in any place other than place of interview</b>					
No	27.0	54.6	18.4	2.4	51
Yes	60.3	39.8	0.0	0.5	14
<b>Total</b>	33.0	51.9	15.1	2.1	65

Table 40: Percent of FSWs according to the duration since first sex with their third most recent repeat client, by selected characteristics, SBS-FSW, Bellary, Karnataka, 2006

Characteristics	Duration since first sex with the third most recent repeat client			Mean duration since first sex (in years)	Number
	< 1 year	1-4 years	5+ years		
<b>Sex work type</b>					
Public place	38.9	44.4	16.7	1.7	17
Brothel	90.6	9.4	0.0	0.1	5
Home	32.4	49.8	17.8	1.8	14
<b>Current age</b>					
<25 years	81.6	18.4	0.0	0.2	7
25-34 years	57.7	39.1	3.2	0.7	17
35+ years	10.0	52.9	37.2	3.3	12
<b>Literacy</b>					
Illiterate	43.0	46.5	10.5	1.2	22
Literate	48.0	31.0	21.0	2.0	14
<b>Caste/tribe</b>					
Scheduled caste	42.8	46.5	10.7	1.4	12
Scheduled tribe	18.8	49.9	31.3	2.5	10
Other	67.7	27.4	5.0	0.8	14
<b>Current marital status</b>					
Currently married	11.1	77.7	11.2	1.6	13
Separated/ widowed/ divorced/ deserted	63.1	24.6	12.3	1.4	14
Never married	100.0	0.0	0.0	0.0	6
Devadasi	0.0	52.6	47.4	2.9	3
<b>Source of income other than sex work</b>					
No	67.0	16.0	17.0	1.2	20
Yes	12.5	77.2	10.3	1.9	16
<b>Duration in sex work</b>					
< 5 years	60.2	39.8	0.0	0.4	17
5-9 years	23.7	52.5	23.8	2.4	11
10+ years	40.0	35.6	24.4	2.1	8
<b>Residential status</b>					
Lives outside place of interview	100.0	0.0	0.0	0.0	3
Lives in place of interview	36.2	47.3	16.5	1.7	33
<b>Currently sells sex in any place other than place of interview</b>					
No	35.7	47.2	17.2	1.8	31
Yes	89.9	10.1	0.0	0.1	5
<b>Total</b>	44.8	40.9	14.3	1.5	36

Table 41: Percent of FSWs according to the duration since last sex with their second most recent repeat client, by selected characteristics, SBS-FSW, Bellary, Karnataka, 2006

Characteristics	Duration since last sex with the second most recent repeat client			Mean duration since last sex (in months)	Number
	< 1 month	1-3 months	4+ months		
<b>Sex work type</b>					
Public place	74.0	26.0	0.0	0.3	30
Brothel	86.3	13.7	0.0	0.3	9
Home	52.3	38.0	9.7	5.5	26
<b>Current age</b>					
<25 years	69.5	30.5	0.0	0.3	16
25-34 years	72.5	27.5	0.0	0.3	30
35+ years	47.0	35.8	17.1	9.4	19
<b>Literacy</b>					
Illiterate	54.5	40.4	5.2	4.2	45
Literate	86.3	8.8	4.9	0.3	20
<b>Caste/tribe</b>					
Scheduled caste	62.3	33.2	4.5	0.6	22
Scheduled tribe	59.6	28.3	12.1	9.0	19
Other	69.7	30.3	0.0	0.4	24
<b>Current marital status</b>					
Currently married	57.3	42.7	0.0	0.5	17
Separated/ widowed/ divorced/ deserted	56.0	33.7	10.3	5.8	29
Never married	75.5	24.5	0.0	0.4	7
Devadasi	84.4	15.6	0.0	0.2	12
<b>Source of income other than sex work</b>					
No	67.2	30.0	2.9	0.5	34
Yes	61.0	31.5	7.5	5.8	31
<b>Duration in sex work</b>					
< 5 years	91.7	8.3	0.0	0.1	25
5-9 years	47.9	37.0	15.1	8.4	25
10+ years	53.9	46.1	0.0	0.5	15
<b>Residential status</b>					
Lives outside place of interview	74.9	25.1	0.0	0.4	3
Lives in place of interview	63.4	31.1	5.5	3.2	62
<b>Currently sells sex in any place other than place of interview</b>					
No	59.7	34.1	6.2	3.6	51
Yes	84.9	15.1	0.0	0.3	14
<b>Total</b>	64.3	30.7	5.1	3.0	65

Table 42: Percent of FSWs according to the duration since last sex with their third most recent repeat client, by selected characteristics, SBS-FSW, Bellary, Karnataka, 2006

Characteristics	Duration since last sex with the third most recent repeat client is		Mean duration since last sex (in months)	Number
	< 1 month	1-3 months		
<b>Sex work type</b>				
Public place	61.1	38.9	0.4	17
Brothel	78.1	21.9	0.6	5
Home	43.8	56.3	0.7	14
<b>Current age</b>				
<25 years	59.3	40.7	0.9	7
25-34 years	58.3	41.7	0.4	17
35+ years	48.8	51.2	0.8	12
<b>Literacy</b>				
Illiterate	37.8	62.2	0.8	22
Literate	86.0	14.0	0.2	14
<b>Caste/tribe</b>				
Scheduled caste	57.2	42.8	0.4	12
Scheduled tribe	41.7	58.3	0.8	10
Other	63.6	36.5	0.7	14
<b>Current marital status</b>				
Currently married	53.7	46.3	0.6	13
Separated/ widowed/ divorced/ deserted	61.4	38.6	0.4	14
Never married	35.0	65.0	1.2	6
Devadasi	52.6	47.4	1.0	3
<b>Source of income other than sex work</b>				
No	51.0	49.0	0.7	20
Yes	61.4	38.6	0.5	16
<b>Duration in sex work</b>				
< 5 years	73.9	26.1	0.4	17
5-9 years	68.3	31.7	0.3	11
10+ years	27.5	72.5	1.0	8
<b>Residential status</b>				
Lives outside place of interview	74.9	25.1	0.4	3
Lives in place of interview	52.1	47.9	0.6	33
<b>Currently sells sex in any place other than place of interview</b>				
No	48.2	51.8	0.7	31
Yes	89.9	10.1	0.1	5
<b>Total</b>	55.2	44.8	0.6	36

Table 43: Percent of FSWs according to the frequency of condom use with their second most recent repeat client, by selected characteristics, SBS-FSW, Bellary, Karnataka, 2006

Characteristics	Percent reporting the frequency of condom use				Number
	Never	Sometimes	Frequently	Always	
<b>Sex work type</b>					
Public place	6.6	3.9	25.6	64.0	30
Brothel	0.0	0.0	20.5	79.5	9
Home	1.7	0.0	20.0	78.3	26
<b>Current age</b>					
<25 years	3.9	5.8	3.8	86.6	16
25-34 years	4.8	0.0	32.9	62.3	30
35+ years	0.0	0.0	19.2	80.8	19
<b>Literacy</b>					
Illiterate	3.3	2.0	24.4	70.4	45
Literate	2.9	0.0	16.6	80.5	20
<b>Caste/tribe</b>					
Scheduled caste	5.4	4.1	40.2	50.3	22
Scheduled tribe	0.0	0.0	9.1	90.9	19
Other	3.7	0.0	15.9	80.5	24
<b>Current marital status</b>					
Currently married	0.0	6.7	35.8	57.5	17
Separated/ widowed/ divorced/ deserted	2.8	0.0	21.3	75.9	29
Never married	12.3	0.0	0.0	87.7	7
Devadasi	3.9	0.0	18.2	78.0	12
<b>Source of income other than sex work</b>					
No	2.6	0.0	13.2	84.3	34
Yes	3.8	2.9	31.7	61.7	31
<b>Duration in sex work</b>					
< 5 years	2.8	4.2	15.2	77.9	25
5-9 years	4.0	0.0	36.6	59.3	25
10+ years	2.7	0.0	14.0	83.3	15
<b>Residential status</b>					
Lives outside place of interview	0.0	0.0	0.0	100.0	3
Lives in place of interview	3.4	1.5	23.7	71.4	62
<b>Currently sells sex in any place other than place of interview</b>					
No	3.9	1.7	19.9	74.6	51
Yes	0.0	0.0	31.4	68.6	14
<b>Total</b>	3.2	1.4	22.0	73.5	65

Table 44: Percent of FSWs according to the frequency of condom use during sex with their third most recent repeat client, by selected characteristics, SBS-FSW, Bellary, Karnataka, 2006

Characteristics	Percent reporting the frequency of condom use			Number
	Never	Frequently	Always	
<b>Sex work type</b>				
Public place	5.6	50.0	44.4	17
Brothel	0.0	0.0	100.0	5
Home	0.0	18.4	81.6	14
<b>Current age</b>				
<25 years	12.3	18.4	69.3	7
25-34 years	0.0	30.6	69.4	17
35+ years	0.0	18.2	81.8	12
<b>Literacy</b>				
Illiterate	2.7	30.8	66.6	22
Literate	0.0	14.0	86.0	14
<b>Caste/tribe</b>				
Scheduled caste	4.3	30.8	64.9	12
Scheduled tribe	0.0	12.6	87.4	10
Other	0.0	27.4	72.6	14
<b>Current marital status</b>				
Currently married	0.0	39.0	61.0	13
Separated/ widowed/ divorced/ deserted	0.0	21.1	78.9	14
Never married	15.1	0.0	84.9	6
Devadasi	0.0	26.3	73.7	3
<b>Source of income other than sex work</b>				
No	0.0	8.5	91.5	20
Yes	4.2	48.4	47.5	16
<b>Duration in sex work</b>				
< 5 years	4.1	20.7	75.2	17
5-9 years	0.0	68.4	31.7	11
10+ years	0.0	4.5	95.5	8
<b>Residential status</b>				
Lives outside place of interview	0.0	0.0	100.0	3
Lives in place of interview	2.0	28.6	69.5	33
<b>Currently sells sex in any place other than place of interview</b>				
No	2.0	23.7	74.3	31
Yes	0.0	30.1	69.9	5
<b>Total</b>	1.7	24.7	73.6	36

Table 45: Percent of FSWs according to the frequency of condom use with new/commercial clients, by selected characteristics, SBS-FSW, Bellary, Karnataka, 2006

Characteristics	Percent reporting the frequency of condom use with new/occasional clients				Number
	Never	Sometimes	Frequently	Always	
<b>Sex work type</b>					
Public place	2.5	5.5	31.1	60.9	88
Brothel	0.0	5.0	43.8	51.3	26
Home	1.1	2.4	7.5	89.0	84
<b>Current age</b>					
<25 years	2.2	3.3	15.7	78.9	58
25-34 years	1.3	4.5	23.4	70.7	86
35+ years	1.1	3.1	18.9	76.9	54
<b>Literacy</b>					
Illiterate	1.9	4.4	17.7	76.1	159
Literate	0.0	1.5	29.9	68.6	39
<b>Caste/tribe</b>					
Scheduled caste	3.5	1.8	26.7	68.0	74
Scheduled tribe	0.5	4.8	16.7	78.0	124
Other					
<b>Current marital status</b>					
Currently married	1.2	2.4	35.0	61.4	56
Separated/ widowed/ divorced/ deserted	2.9	4.4	16.8	76.0	81
Never married	0.0	4.4	25.0	70.6	18
Devadasi	0.0	4.0	10.7	85.3	43
<b>Source of income other than sex work</b>					
No	0.6	3.4	23.1	72.9	90
Yes	2.3	4.2	17.3	76.2	108
<b>Duration in sex work</b>					
< 5 years	1.7	2.5	32.4	63.4	77
5-9 years	0.8	5.3	17.5	76.4	75
10+ years	2.1	3.5	7.7	86.7	46
<b>Residential status</b>					
Lives outside place of interview	0.0	6.5	37.6	55.9	18
Lives in place of interview	1.6	3.5	18.4	76.5	180
<b>Currently sells sex in any place other than place of interview</b>					
No	1.4	3.4	16.5	78.7	160
Yes	1.9	5.8	40.0	52.3	38
<b>Total</b>	1.5	3.8	20.1	74.6	198



Table 46: Percent of FSWs according to the duration of always using condoms with their new or occasional clients, by selected characteristics, SBS-FSW, Bellary, Karnataka, 2006

Characteristics	Duration of always using condoms				Mean duration of always using condoms	Number
	< 1year	1-4 years	5-9 years	10+ years		
<b>Sex work type</b>						
Public place	11.2	74.9	11.1	2.8	2.5	54
Brothel	0.0	100.0	0.0	0.0	1.7	16
Home	14.6	72.7	10.2	2.5	2.2	69
<b>Current age</b>						
<25 years	9.9	88.7	1.4	0.0	1.6	44
25-34 years	17.3	75.8	6.9	0.0	1.8	57
35+ years	7.3	61.4	22.7	8.6	3.8	38
<b>Literacy</b>						
Illiterate	12.9	76.3	8.4	2.4	2.2	112
Literate	10.3	72.2	15.2	2.2	2.4	27
<b>Caste/tribe</b>						
Scheduled caste	13.7	80.6	5.8	0.0	1.7	44
Scheduled tribe	16.6	59.9	15.9	7.6	3.2	46
Other	6.6	85.2	8.2	0.0	2.0	49
<b>Current marital status</b>						
Currently married	11.3	71.9	14.8	2.0	2.7	35
Separated/ widowed/ divorced/ deserted	13.9	73.8	8.5	3.8	2.1	58
Never married	6.2	93.8	0.0	0.0	1.7	14
Devadasi	12.4	76.5	9.9	1.3	2.3	32
<b>Source of income other than sex work</b>						
No	2.7	84.7	12.6	0.0	2.3	65
Yes	21.1	67.4	7.0	4.5	2.2	74
<b>Duration in sex work</b>						
< 5 years	23.2	76.8	0.0	0.0	1.3	52
5-9 years	3.8	80.9	11.1	4.2	2.7	52
10+ years	12.3	68.2	17.0	2.5	2.7	35
<b>Residential status</b>						
Lives outside place of interview	13.3	86.8	0.0	0.0	1.5	13
Lives in place of interview	12.3	74.8	10.4	2.6	2.3	126
<b>Currently sells sex in any place other than place of interview</b>						
No	13.0	74.8	9.5	2.7	2.3	117
Yes	7.4	81.6	11.1	0.0	2.0	22
<b>Total</b>	12.4	75.6	9.7	2.4	2.3	139

Table 47: Percent of FSWs reporting condom use at last sex with a new/occasional client, SBS-FSW, Bellary, Karnataka, 2006

Characteristics	Percent reporting condom use at last sex with a new/occasional client	Number
<b>Sex work type</b>		
Public place	84.2	88
Brothel	90.0	26
Home	95.2	84
<b>Current age</b>		
<25 years	91.4	58
25-34 years	87.2	86
35+ years	96.0	54
<b>Literacy</b>		
Illiterate	91.2	159
Literate	88.8	39
<b>Caste/tribe</b>		
Scheduled caste	89.0	74
Scheduled tribe	91.6	124
Other		
<b>Current marital status</b>		
Currently married	81.0	56
Separated/ widowed/ divorced/ deserted	92.7	81
Never married	86.9	18
Devadasi	97.2	43
<b>Source of income other than sex work</b>		
No	89.6	90
Yes	91.7	108
<b>Duration in sex work</b>		
< 5 years	83.8	77
5-9 years	93.8	75
10+ years	95.5	46
<b>Residential status</b>		
Lives outside place of interview	93.5	18
Lives in place of interview	90.4	180
<b>Currently sells sex in any place other than place of interview</b>		
No	90.9	160
Yes	89.9	38
<b>Total</b>	90.7	198

Table 48 : Percent of FSWs according to reasons for using condom with new or occasional clients, SBS-FSW, Bellary, Karnataka, 2006

Characteristics	Family planning	Protection from HIV	Clients know that she is a sex worker	Clients insist	She impose	She do not trust clients	Avoid getting STIs	Number
<b>Sex work type</b>								
Public place	2.2	71.8	19.5	4.8	20.9	12.1	35.3	85
Brothel	15.0	76.3	33.7	2.5	21.3	5.0	5.0	26
Home	4.8	87.4	10.6	1.1	22.3	14.0	48.4	82
<b>Current age</b>								
<25 years	14.3	80.7	21.5	3.9	30.5	9.8	32.7	56
25-34 years	2.6	82.8	11.5	0.7	18.0	14.2	40.7	84
35+ years	0.0	77.0	19.8	4.5	19.1	11.5	41.1	53
<b>Literacy</b>								
Illiterate	4.5	79.9	16.6	3.2	19.5	11.6	39.3	154
Literate	7.5	83.5	16.2	0.0	30.4	14.8	36.0	39
<b>Caste/tribe</b>								
Scheduled caste	3.6	80.7	17.6	2.7	22.5	8.3	23.6	70
Scheduled tribe	5.8	80.7	15.9	2.5	21.3	14.3	46.1	123
Other								
<b>Current marital status</b>								
Currently married	0	67.8	12.7	4.3	27.8	11.6	52.3	55
Separated/ widowed/ divorced/ deserted	4.5	83.8	20.4	2.3	21.3	7.0	22.3	77
Never married	13.1	64.0	25.8	8.8	30.6	15.4	17.6	18
Devadasi	8.4	91.4	12.0	0.0	14.9	19.5	54.8	43
<b>Source of income other than sex work</b>								
No	7.1	81.7	17.3	3.7	20.8	9.6	33.8	89
Yes	3.2	79.7	15.8	1.5	22.5	14.9	43.2	104
<b>Duration in sex work</b>								
< 5 years	8.5	73.0	16.5	4.7	33.4	6.3	33.7	75
5-9 years	4.9	87.8	15.9	1.6	22.5	8.8	34.2	74
10+ years	1.1	81.0	17.4	1.1	5.5	24.6	51.0	44
<b>Residential status</b>								
Lives outside place of interview	9.8	75.5	33.0	6.6	24.5	9.9	14.0	18
Lives in place of interview	4.6	81.2	14.8	2.2	21.4	12.5	41.1	175
<b>Currently sells sex in any place other than place of interview</b>								
No	4.3	79.8	13.7	2.3	22.2	13.3	43.1	156
Yes	9.8	85.3	31.7	4.0	18.6	6.4	13.8	37
<b>Total</b>	5.1	80.7	16.5	2.6	21.7	12.3	38.6	193

Note: May add to 100 due to multiple response.

Table 49: Percent of FSWs according to the type of most recent sex partner, by selected characteristics, SBS-FSW, Bellary, Karnataka, 2006

Characteristics	Percent reporting the type of most recent sex partner					Number
	New client	Repeat client	Non-commercial sex partner	Cohabiting partner	Husband	
<b>Sex work type</b>						
Public place	85.8	6.4	0.0	3.0	4.9	88
Brothel	92.5	5.0	0.0	2.5	0.0	26
Home	81.3	4.9	2.0	5.6	6.3	84
<b>Current age</b>						
<25 years	89.7	3.3	0.0	2.2	4.9	58
25-34 years	83.7	4.5	2.3	5.8	3.7	86
35+ years	79.5	9.1	0.0	3.9	7.5	54
<b>Literacy</b>						
Illiterate	86.6	4.4	0.0	4.1	5.0	159
Literate	74.6	9.7	5.2	5.2	5.2	39
<b>Caste/tribe</b>						
Scheduled caste	87.3	2.8	0.0	7.1	2.8	68
Scheduled tribe	81.2	9.5	2.6	2.1	4.6	56
Other	83.3	4.8	0.9	3.1	7.9	74
<b>Current marital status</b>						
Currently married	68.8	9.4	1.2	0.0	20.6	56
Separated/ widowed/ divorced/ deserted	90.9	3.3	0.0	5.8	0.0	81
Never married	86.9	13.1	0.0	0.0	0.0	18
Devadasi	87.4	3.2	2.6	6.9	0.0	43
<b>Source of income other than sex work</b>						
No	85.6	5.5	2.1	4.9	1.8	90
Yes	82.9	5.3	0.0	3.7	8.1	108
<b>Duration in sex work</b>						
< 5 years	85.0	8.3	0.0	3.7	2.9	77
5-9 years	84.6	2.6	2.8	3.6	6.3	75
10+ years	82.7	5.3	0.0	5.9	6.1	46
<b>Residential status</b>						
Lives outside place of interview	96.7	3.3	0.0	0.0	0.0	18
Lives in place of interview	83.0	5.6	1.1	4.7	5.6	180
<b>Currently sells sex in any place other than place of interview</b>						
No	82.4	5.7	0.9	5.1	6.0	160
Yes	94.2	3.9	1.9	0.0	0.0	38
<b>Total</b>	84.2	5.4	1.0	4.3	5.1	198

Table 50: Percent of FSWs according to the type of second most recent sex partner, by selected characteristics, SBS-FSW, Bellary, Karnataka, 2006

Characteristics	Percent reporting the type of the second most recent sex partner					Number
	New client	Repeat client	Non-commercial sex partner	Cohabiting partner	Husband	
<b>Sex work type</b>						
Public place	78.3	14.2	1.7	2.1	3.8	88
Brothel	95.0	5.0	0.0	0.0	0.0	26
Home	85.7	4.7	1.3	7.4	0.9	84
<b>Current age</b>						
<25 years	87.9	5.4	3.2	1.6	1.8	58
25-34 years	81.9	6.7	0.8	8.4	2.3	86
35+ years	84.3	13.2	0.0	1.4	1.1	54
<b>Literacy</b>						
Illiterate	84.1	7.7	0.7	5.8	1.7	159
Literate	84.7	9.7	3.4	0.0	2.3	39
<b>Caste/tribe</b>						
Scheduled caste	75.1	10.9	0.0	10.7	3.3	68
Scheduled tribe	87.9	7.7	0.0	2.3	2.1	56
Other	91.0	5.3	3.7	0.0	0.0	74
<b>Current marital status</b>						
Currently married	72.5	14.9	5.1	0.0	7.5	56
Separated/ widowed/ divorced/ deserted	90.9	9.1	0.0	0.0	0.0	81
Never married	95.6	0.0	0.0	4.4	0.0	18
Devadasi	81.8	2.7	0.0	15.6	0.0	43
<b>Source of income other than sex work</b>						
No	89.9	7.1	0.6	0.9	1.5	90
Yes	78.8	9.1	1.9	8.2	2.1	108
<b>Duration in sex work</b>						
< 5 years	84.5	8.3	2.5	1.3	3.5	77
5-9 years	90.5	6.9	1.0	0.0	1.6	75
10+ years	75.4	9.4	0.0	15.2	0.0	46
<b>Residential status</b>						
Lives outside place of interview	100.0	0.0	0.0	0.0	0.0	18
Lives in place of interview	82.6	8.9	1.4	5.1	2.0	180
<b>Currently sells sex in any place other than place of interview</b>						
No	83.1	7.7	1.5	5.5	2.2	160
Yes	89.8	10.2	0.0	0.0	0.0	38
<b>Total</b>	84.2	8.1	1.3	4.7	1.8	198

Table 51: Percent of FSWs according to the type of third most recent sex partner, by selected characteristics, SBS-FSW, Bellary, Karnataka, 2006

Characteristics	Percent reporting the type of the third most recent sex partner					Number
	New client	Repeat client	Non-commercial sex partner	Cohabiting partner	Husband	
<b>Sex work type</b>						
Public place	69.0	7.6	1.7	8.4	13.3	88
Brothel	79.2	20.8	0.0	0.0	0.0	26
Home	68.9	14.0	3.1	9.0	5.1	83
<b>Current age</b>						
<25 years	69.7	10.6	4.6	12.9	2.2	58
25-34 years	64.8	16.7	1.5	6.4	10.5	85
35+ years	79.6	7.4	1.1	4.6	7.3	54
<b>Literacy</b>						
Illiterate	67.8	11.4	2.1	9.6	9.2	158
Literate	79.7	17.3	3.0	0.0	0.0	39
<b>Caste/tribe</b>						
Scheduled caste	71.4	12.4	1.1	9.7	5.5	68
Scheduled tribe	71.3	12.4	2.3	3.3	10.8	56
Other	67.9	12.9	3.5	9.2	6.5	73
<b>Current marital status</b>						
Currently married	63.2	8.8	2.4	0.0	25.6	56
Separated/ widowed/ divorced/ deserted	71.5	15.4	3.1	8.6	1.5	80
Never married	89.8	10.2	0.0	0.0	0.0	18
Devadasi	69.5	12.3	1.4	15.0	1.8	43
<b>Source of income other than sex work</b>						
No	71.6	15.0	0.6	4.6	8.3	90
Yes	68.8	10.3	3.8	10.7	6.5	107
<b>Duration in sex work</b>						
< 5 years	67.2	13.2	4.4	1.9	13.4	77
5-9 years	74.4	5.7	0.8	16.4	2.7	75
10+ years	68.3	20.9	1.4	3.6	5.8	45
<b>Residential status</b>						
Lives outside place of interview	80.4	19.6	0.0	0.0	0.0	18
Lives in place of interview	69.1	11.8	2.5	8.5	8.1	179
<b>Currently sells sex in any place other than place of interview</b>						
No	70.3	11.0	2.3	9.1	7.3	159
Yes	69.2	21.1	1.9	0.0	7.7	38
<b>Total</b>	70.2	12.5	2.3	7.7	7.4	197

Table 52: Percent of FSWs reporting condom use with their three most recent sex partners, by selected characteristics, SBS-FSW, Bellary, Karnataka, 2006

Characteristics	Percent reported condom use with their most recent sex partners					
	Most recent partner	Number	Second most recent partner	Number	Third most recent partner	Number
<b>Sex work type</b>						
Public place	81.2	88	83.1	88	76.1	88
Brothel	90.0	26	80.0	26	81.3	26
Home	87.5	84	87.2	84	84.9	83
<b>Current age</b>						
<25 years	91.4	58	91.2	58	68.8	58
25-34 years	80.4	86	73.7	86	87.9	85
35+ years	88.4	54	97.8	54	83.1	54
<b>Literacy</b>						
Illiterate	86.6	159	86.3	159	79.1	158
Literate	81.4	39	79.5	39	90.3	39
<b>Caste/tribe</b>						
Scheduled caste	88.2	68	82.9	68	76.9	68
Scheduled tribe	86.7	56	87.2	56	92.5	56
Other	81.8	74	85.4	74	76.8	73
<b>Current marital status</b>						
Currently married	67.9	56	74.7	56	80.8	56
Separated/ widowed/ divorced/ deserted	89.8	81	89.1	81	82.6	80
Never married	100.0	18	91.3	18	84.7	18
Devadasi	91.4	43	86.3	43	79.2	43
<b>Source of income other than sex work</b>						
No	84.7	90	85.3	90	85.6	90
Yes	86.4	108	84.6	108	77.3	107
<b>Duration in sex work</b>						
< 5 years	82.6	77	77.0	77	84.5	77
5-9 years	84.5	75	93.3	75	74.0	75
10+ years	90.9	46	84.0	46	87.0	45
<b>Residential status</b>						
Lives outside place of interview	90.2	18	80.4	18	78.8	18
Lives in place of interview	85.1	180	85.4	180	81.6	179
<b>Currently sells sex in any place other than place of interview</b>						
No	85.1	160	85.0	160	82.7	159
Yes	88.0	38	84.6	38	74.0	38
<b>Total</b>	85.6	198	84.9	198	81.4	197

Table 53: Percentage of FSWs experiencing a condom breakage within the last month, by selected characteristics, SBS-FSW, Bellary, Karnataka, 2006

Characteristics	Percent experiencing condom breakage within the last month	Number
<b>Sex work type</b>		
Public place	6.0	88
Brothel	0.0	26
Home	4.3	84
<b>Current age</b>		
<25 years	6.0	58
25-34 years	3.7	86
35+ years	3.9	54
<b>Literacy</b>		
Illiterate	2.8	159
Literate	10.8	39
<b>Caste/tribe</b>		
Scheduled caste	1.2	68
Scheduled tribe	9.3	56
Other	3.7	74
<b>Current marital status</b>		
Currently married	6.3	56
Separated/ widowed/ divorced/ deserted	2.2	81
Never married	4.4	18
Devadasi	5.8	43
<b>Source of income other than sex work</b>		
No	4.6	90
Yes	4.2	108
<b>Duration in sex work</b>		
< 5 years	5.8	77
5-9 years	0.8	75
10+ years	7.2	46
<b>Residential status</b>		
Lives outside place of interview	0.0	18
Lives in place of interview	4.8	180
<b>Currently sells sex in any place other than place of interview</b>		
No	4.5	160
Yes	3.9	38
<b>Total</b>	4.4	198



Table 54: Percent of FSWs experiencing condom breakage with their three most recent sex partners, by selected characteristics, SBS-FSW, Bellary, Karnataka, 2006

Characteristics	Percent reporting condom breakage during the sex with their most recent sex partners					
	Most recent partner	Number	Second most recent partner	Number	Third most recent partner	Number
<b>Sex work type</b>						
Public place	6.3	75	5.1	77	4.9	67
Brothel	22.2	23	0.0	24	6.2	22
Home	1.5	68	1.3	71	1.3	69
<b>Current age</b>						
<25 years	5.1	50	0.0	51	3.2	44
25-34 years	7.4	68	3.6	69	1.6	70
35+ years	3.8	47	3.5	51	5.3	43
<b>Literacy</b>						
Illiterate	3.1	135	2.6	140	2.4	123
Literate	16.5	31	1.9	32	5.0	35
<b>Caste/tribe</b>						
Scheduled caste	0.9	56	2.9	58	3.1	51
Scheduled tribe	3.8	53	1.2	51	2.5	49
Other	12.9	57	3.1	63	3.5	58
<b>Current marital status</b>						
Currently married	7.2	41	6.7	44	3.5	44
Separated/ widowed/ divorced/ deserted	8.3	70	0.8	72	0.9	66
Never married	8.7	18	0.0	17	10.3	16
Devadasi	0.0	37	2.5	39	4.0	32
<b>Source of income other than sex work</b>						
No	7.9	77	2.9	80	3.0	76
Yes	3.6	89	2.1	92	3.0	82
<b>Duration in sex work</b>						
< 5 years	13.3	67	2.2	65	2.1	64
5-9 years	2.0	60	3.6	66	4.4	58
10+ years	1.2	39	1.3	41	2.5	36
<b>Residential status</b>						
Lives outside place of interview	21.7	16	0.0	17	0.0	15
Lives in place of interview	4.0	150	2.7	155	3.3	143
<b>Currently sells sex in any place other than place of interview</b>						
No	2.6	133	1.7	137	3.1	129
Yes	21.9	33	6.9	35	2.6	29
<b>Total</b>	5.7	166	2.5	172	3.0	158

Table 55: Percent of FSWs reporting that their husband or cohabiting partner has ever asked for anal sex and percent who have ever had anal sex with this partner, by selected characteristics, SBS-FSW, Bellary, Karnataka, 2006

Characteristics	Husband or cohabiting partner has ever asked for anal sex	Ever had anal sex with their husband or cohabiting partner	Number
<b>Sex work type</b>			
Public place	21.5	17.5	54
Brothel	75.0	75.0	3
Home	17.0	14.9	52
<b>Current age</b>			
<25 years	10.7	10.7	19
25-34 years	17.0	13.5	55
35+ years	30.3	26.9	35
<b>Literacy</b>			
Illiterate	19.3	17.9	94
Literate	27.7	11.3	15
<b>Caste/tribe</b>			
Scheduled caste	17.9	15.0	41
Scheduled tribe	11.0	9.1	31
Other	31.8	28.0	37
<b>Current marital status</b>			
Currently married	10.1	7.4	56
Separated/ widowed/ divorced/ deserted	44.5	42.9	30
Never married	55.3	0.0	2
Devadasi	2.3	0.0	21
<b>Source of income other than sex work</b>			
No	32.2	29.3	39
Yes	11.8	8.9	70
<b>Duration in sex work</b>			
< 5 years	4.8	4.8	34
5-9 years	24.9	23.4	46
10+ years	27.6	20.2	29
<b>Residential status</b>			
Lives outside place of interview	100.0	100.0	1
Lives in place of interview	19.3	16.4	108
<b>Currently sells sex in any place other than place of interview</b>			
No	20.1	17.5	92
Yes	20.1	15.0	17
<b>Total</b>	20.1	17.3	109

Table 56: Percent of FSWs reporting that their most recent non-commercial sex partner has ever asked for anal sex and percent who have ever had anal sex with this partner, by selected characteristics, SBS-FSW, Bellary, Karnataka, 2006

	Most recent non-commercial partner has ever asked for anal sex	Ever had anal sex with their most recent non-commercial partner	Number
<b>Sex work type</b>			
Public place	17.9	11.2	26
Brothel	23.7	11.8	6
Home	39.3	27.0	25
<b>Current age</b>			
<25 years	3.7	0.0	18
25-34 years	35.6	19.8	27
35+ years	61.4	55.6	12
<b>Literacy</b>			
Illiterate	32.8	24.3	45
Literate	24.4	5.4	12
<b>Caste/tribe</b>			
Scheduled caste	32.3	29.4	18
Scheduled tribe	43.9	22.5	13
Other	18.8	9.4	26
<b>Current marital status</b>			
Currently married	38.5	31.2	19
Separated/ widowed/ divorced/ deserted	35.4	32.4	20
Never married	12.2	0.0	7
Devadasi	23.7	0.0	11
<b>Source of income other than sex work</b>			
No	33.4	22.9	30
Yes	28.4	17.9	27
<b>Duration in sex work</b>			
< 5 years	6.3	0.0	22
5-9 years	22.3	13.1	24
10+ years	75.9	58.0	11
<b>Residential status</b>			
Lives outside place of interview	15.5	0.0	4
Lives in place of interview	32.3	22.1	53
<b>Currently sells sex in any place other than place of interview</b>			
No	30.8	20.4	41
Yes	32.5	21.6	16
<b>Total</b>	31.2	20.6	57

Table 57: Percent of FSWs reporting that their most recent repeat client has ever asked for anal sex and percent who have ever had anal sex with this partner, by selected characteristics, SBS-FSW, Bellary, Karnataka, 2006

Characteristics	Most recent repeat client has ever asked for anal sex	Ever had anal sex with their most recent repeat client	Number
<b>Sex work type</b>			
Public place	48.3	9.6	44
Brothel	62.3	5.7	11
Home	36.5	15.3	40
<b>Current age</b>			
<25 years	39.4	2.5	25
25-34 years	51.1	19.6	40
35+ years	36.7	9.9	30
<b>Literacy</b>			
Illiterate	41.5	15.3	70
Literate	48.6	4.5	25
<b>Caste/tribe</b>			
Scheduled caste	47.0	18.1	33
Scheduled tribe	32.3	13.9	26
Other	48.6	5.2	36
<b>Current marital status</b>			
Currently married	23.8	9.1	27
Separated/ widowed/ divorced/ deserted	70.5	22.8	38
Never married	17.2	0.0	9
Devadasi	21.8	0.0	21
<b>Source of income other than sex work</b>			
No	51.0	16.5	44
Yes	37.1	8.6	51
<b>Duration in sex work</b>			
< 5 years	41.7	1.8	36
5-9 years	60.0	18.2	34
10+ years	30.2	17.2	25
<b>Residential status</b>			
Lives outside place of interview	74.9	0.0	3
Lives in place of interview	41.9	12.9	92
<b>Currently sells sex in any place other than place of interview</b>			
No	38.7	11.2	77
Yes	70.7	17.8	18
<b>Total</b>	43.5	12.2	95

Table 58: Percentage of FSWs reporting that any new/occasional client has ever asked for anal sex, percent who have ever had anal sex with this partner, and the mean number of new/occasional clients asking for anal sex per month, by selected characteristics, SBS-FSW, Bellary, Karnataka, 2006

Characteristics	New/ occasional client ever asked for anal sex	Ever had anal sex with new/ occasional client	Mean number of new/ occasional clients asking for anal sex per month	Number
<b>Sex work type</b>				
Public place	58.8	8.5	2.6	88
Brothel	87.9	27.5	7.8	26
Home	59.4	12.6	2.4	84
<b>Current age</b>				
<25 years	68.4	5.4	4.7	58
25-34 years	55.3	15.9	2.5	86
35+ years	68.8	15.6	2.5	54
<b>Literacy</b>				
Illiterate	62.8	13.2	3.1	159
Literate	61.6	12.0	3.2	39
<b>Caste/tribe</b>				
Scheduled caste	55.8	13.8	2.2	68
Scheduled tribe	63.1	13.7	3.0	56
Other	69.6	11.4	4.3	74
<b>Current marital status</b>				
Currently married	43.8	12.1	1.7	56
Separated/ widowed/ divorced/ deserted	75.2	22.5	4.2	81
Never married	55.0	5.4	4.8	18
Devadasi	62.5	1.6	2.5	43
<b>Source of income other than sex work</b>				
No	70.0	17.0	4.0	90
Yes	55.5	9.2	2.3	108
<b>Duration in sex work</b>				
< 5 years	54.9	0.0	4.3	24
5-9 years	72.7	15.3	5.1	37
10+ years	61.5	14.4	2.5	136
<b>Residential status</b>				
Lives outside place of interview	81.2	26.1	8.9	18
Lives in place of interview	60.7	11.6	2.6	180
<b>Currently sells sex in any place other than place of interview</b>				
No	59.5	10.7	2.7	160
Yes	79.2	25.0	5.7	38
<b>Total</b>	62.5	12.9	3.1	198

Table 59: Percentage of FSWs reporting that she or her client is normally under the influence of alcohol when having sex, by selected characteristics, SBS-FSW, Bellary, Karnataka, 2006

Characteristics	Sex worker is normally under the influence of alcohol	Client is normally under the influence of alcohol	Number
<b>Sex work type</b>			
Public place	43.5	90.3	88
Brothel	61.3	100.0	26
Home	30.9	81.5	84
<b>Current age</b>			
<25 years	22.9	93.0	58
25-34 years	39.4	86.8	86
35+ years	54.0	80.6	54
<b>Literacy</b>			
Illiterate	37.7	86.1	159
Literate	43.5	89.6	39
<b>Caste/tribe</b>			
Scheduled caste	28.9	89.5	68
Scheduled tribe	36.7	72.3	56
Other	51.5	96.2	74
<b>Current marital status</b>			
Currently married	34.4	77.0	56
Separated/ widowed/ divorced/ deserted	55.4	84.5	81
Never married	18.6	95.6	18
Devadasi	23.4	96.6	43
<b>Source of income other than sex work</b>			
No	50.1	91.2	90
Yes	28.8	82.7	108
<b>Duration in sex work</b>			
< 5 years	30.6	81.4	77
5-9 years	41.7	91.1	75
10+ years	44.9	88.2	46
<b>Residential status</b>			
Lives outside place of interview	57.2	96.7	18
Lives in place of interview	37.0	85.8	180
<b>Currently sells sex in any place other than place of interview</b>			
No	32.6	84.8	160
Yes	72.1	98.1	38
<b>Total</b>	38.8	86.8	198

Table 60: Percent of FSWs reporting that she or her most recent repeat client is normally under the influence of alcohol when having sex, by selected characteristics, SBS-FSW, Bellary, Karnataka, 2006

Characteristics	Sex worker is normally under the influence of alcohol	Most recent repeat client is normally under the influence of alcohol	Number
<b>Sex work type</b>			
Public place	35.8	87.2	44
Brothel	62.3	75.5	11
Home	42.7	74.1	40
<b>Current age</b>			
<25 years	16.5	73.3	25
25-34 years	53.5	97.1	40
35+ years	48.0	58.9	30
<b>Literacy</b>			
Illiterate	37.7	74.9	70
Literate	54.3	88.9	25
<b>Caste/tribe</b>			
Scheduled caste	43.7	82.1	33
Scheduled tribe	32.0	61.3	26
Other	49.2	89.0	36
<b>Current marital status</b>			
Currently married	43.2	79.3	27
Separated/ widowed/ divorced/ deserted	55.5	82.4	38
Never married	8.6	54.4	9
Devadasi	28.9	79.5	21
<b>Source of income other than sex work</b>			
No	51.5	77.4	44
Yes	34.7	80.2	51
<b>Duration in sex work</b>			
< 5 years	28.7	75.0	36
5-9 years	37.1	84.3	34
10+ years	61.3	77.7	25
<b>Residential status</b>			
Lives outside place of interview	74.9	74.9	3
Lives in place of interview	40.7	79.1	92
<b>Currently sells sex in any place other than place of interview</b>			
No	34.4	75.8	77
Yes	87.4	95.8	18
<b>Total</b>	<b>42.5</b>	<b>78.9</b>	<b>95</b>

Table 61: Percent of FSWs reporting that she or her most recent non-commercial sex partner is normally under the influence of alcohol when having sex, by selected characteristic, SBS-FSW, Bellary, Karnataka, 2006

Characteristics	Sex worker is normally under the influence of alcohol	Most recent non-commercial sex partner is normally under the influence of alcohol	Number
<b>Sex work type</b>			
Public place	43.1	76.5	26
Brothel	76.5	76.5	6
Home	49.2	80.6	25
<b>Current age</b>			
<25 years	27.5	63.3	18
25-34 years	54.9	84.2	27
35+ years	71.1	88.4	12
<b>Literacy</b>			
Illiterate	52.6	81.7	45
Literate	38.9	67.5	12
<b>Caste/tribe</b>			
Scheduled caste	41.3	91.4	18
Scheduled tribe	53.0	60.8	13
Other	56.3	81.3	26
<b>Current marital status</b>			
Currently married	42.1	74.7	19
Separated/ widowed/ divorced/ deserted	77.3	79.4	20
Never married	28.6	100.0	7
Devadasi	29.6	76.2	11
<b>Source of income other than sex work</b>			
No	59.9	73.3	30
Yes	37.2	85.9	27
<b>Duration in sex work</b>			
< 5 years	31.9	63.9	22
5-9 years	41.1	80.3	24
10+ years	86.1	96.0	11
<b>Residential status</b>			
Lives outside place of interview	69.3	69.3	4
Lives in place of interview	48.4	79.7	53
<b>Currently sells sex in any place other than place of interview</b>			
No	44.0	79.1	41
Yes	73.0	78.5	16
<b>Total</b>	49.8	79.0	57



Table 62: Percent of FSWs according to duration of knowledge about HIV/AIDS by selected characteristics, SBS-FSW, Bellary, Karnataka, 2006

Characteristics	Duration of knowledge about HIV/AIDS				Mean duration in years	Number
	<1 year	1-4 years	5-9 years	10+ years		
<b>Sex work type</b>						
Public place	10.8	80.5	7.0	1.7	2.2	88
Brothel	13.8	83.7	2.5	0.0	1.7	26
Home	12.9	77.0	9.0	1.1	1.9	84
<b>Current age</b>						
<25 years	21.9	73.8	4.3	0.0	1.4	58
25-34 years	10.5	82.1	4.9	2.6	2.1	86
35+ years	5.5	79.2	15.3	0.0	2.4	54
<b>Literacy</b>						
Illiterate	13.1	79.8	6.4	0.7	1.9	159
Literate	9.0	76.1	11.9	3.0	2.6	39
<b>Caste/tribe</b>						
Scheduled caste	12.0	84.1	1.6	2.4	1.8	68
Scheduled tribe	17.0	67.9	15.2	0.0	2.1	56
Other	8.6	83.0	7.5	0.9	2.2	74
<b>Current marital status</b>						
Currently married	7.5	83.2	9.4	0.0	2.3	56
Separated/ widowed/ divorced/ deserted	12.6	79.7	5.5	2.2	2.1	81
Never married	24.0	71.6	4.4	0.0	1.3	18
Devadasi	13.2	76.3	9.5	1.1	1.8	43
<b>Source of income other than sex work</b>						
No	6.7	82.7	9.9	0.6	2.2	90
Yes	17.5	75.6	5.2	1.7	1.8	108
<b>Duration in sex work</b>						
< 5 years	22.4	76.5	1.1	0.0	1.5	77
5-9 years	0.8	87.3	10.3	1.6	2.4	75
10+ years	14.4	71.3	12.1	2.1	2.2	46
<b>Residential status</b>						
Lives outside place of interview	18.0	74.6	7.4	0.0	1.9	18
Lives in place of interview	11.7	79.5	7.5	1.3	2.0	180
<b>Currently sells sex in any place other than place of interview</b>						
No	11.9	79.3	7.8	1.1	2.0	160
Yes	14.5	77.8	5.8	1.9	2.2	38
<b>Total</b>	12.3	79.0	7.5	1.2	2.0	198

Table 63: Percent of FSWs reporting that they feel at risk of being infected with HIV and percent who had ever taken an HIV test, by selected characteristics, SBS-FSW, Bellary, Karnataka, 2006

Characteristics	Percent who feel at risk of being infected with HIV	Percent who had ever taken an HIV test	Number
<b>Sex work type</b>			
Public place	30.0	62.7	88
Brothel	15.0	54.6	26
Home	18.5	66.3	84
<b>Current age</b>			
<25 years	16.8	61.4	58
25-34 years	23.4	58.4	86
35+ years	25.5	75.0	54
<b>Literacy</b>			
Illiterate	23.4	64.6	159
Literate	17.2	59.9	39
<b>Caste/tribe</b>			
Scheduled caste	29.3	56.3	68
Scheduled tribe	21.4	70.9	56
Other	14.9	65.6	74
<b>Current marital status</b>			
Currently married	22.8	59.9	56
Separated/ widowed/ divorced/ deserted	20.3	70.8	81
Never married	16.4	45.1	18
Devadasi	25.6	61.1	43
<b>Source of income other than sex work</b>			
No	21.1	65.3	90
Yes	23.1	62.2	108
<b>Duration in sex work</b>			
< 5 years	17.5	54.3	77
5-9 years	21.2	82.8	75
10+ years	29.3	50.3	46
<b>Residential status</b>			
Lives outside place of interview	13.1	47.4	18
Lives in place of interview	23.0	65.3	180
<b>Currently sells sex in any place other than place of interview</b>			
No	21.2	64.6	160
Yes	27.5	58.6	38
<b>Total</b>	22.1	63.7	198

Table 64: Percent of FSWs according to the reasons that they feel at risk of being infected with HIV, SBS-FSW, Bellary, Karnataka, 2006

Characteristics	She is a sex worker	She does/did not use condoms with clients	She does/did not use condoms with non-client sex partners	Number
<b>Sex work type</b>				
Public place	78.1	20.5	10.8	31
Brothel	100.0	0.0	0.0	5
Home	89.5	15.0	3.0	18
<b>Current age</b>				
<25 years	100.0	16.0	0.0	11
25-34 years	84.0	11.9	6.9	27
35+ years	76.2	23.9	10.1	16
<b>Literacy</b>				
Illiterate	86.1	15.5	3.7	46
Literate	78.2	21.6	21.8	8
<b>Caste/tribe</b>				
Scheduled caste	80.4	22.3	7.7	24
Scheduled tribe	100.0	0.0	0.0	14
Other	76.3	23.7	11.8	16
<b>Current marital status</b>				
Currently married	74.7	12.0	25.6	15
Separated/ widowed/ divorced/ deserted	80.2	32.3	0.0	21
Never married	100.0	0.0	0.0	3
Devadasi	95.9	4.2	0.0	15
<b>Source of income other than sex work</b>				
No	86.9	5.8	10.2	25
Yes	83.2	25.5	3.3	29
<b>Duration in sex work</b>				
< 5 years	81.0	23.7	7.2	15
5-9 years	80.9	19.1	7.6	21
10+ years	91.7	8.3	4.9	18
<b>Residential status</b>				
Lives outside place of interview	100.0	0.0	0.0	3
Lives in place of interview	84.1	17.4	6.8	51
<b>Currently sells sex in any place other than place of interview</b>				
No	88.4	14.9	4.7	41
Yes	70.1	22.9	14.0	13
<b>Total</b>	84.9	16.4	6.5	54

Note: May add to 100 due to multiple responses.

Table 65: Percent of FSWs according to reasons for feeling that they are not at risk of being infected with HIV, SBS-FSW, Bellary, Karnataka, 2006

Characteristics	She uses condoms with all clients and sex partners	She receives injections every month	Her clients and sex partners are healthy	She entertains less clients	Number
<b>Sex work type</b>					
Public place	78.7	5.5	12.4	32.0	56
Brothel	73.4	32.8	34.4	0.0	20
Home	73.9	6.6	15.0	26.5	66
<b>Current age</b>					
<25 years	81.1	12.7	11.5	12.0	46
25-34 years	69.9	6.7	17.3	37.8	58
35+ years	78.2	10.8	20.9	17.1	38
<b>Literacy</b>					
Illiterate	73.3	6.3	14.7	28.3	111
Literate	82.9	21.3	23.4	12.5	31
<b>Caste/tribe</b>					
Scheduled caste	74.8	0.0	6.2	33.6	44
Scheduled tribe	72.8	9.6	27.1	25.6	42
Other	77.9	18.5	17.8	16.2	56
<b>Current marital status</b>					
Currently married	66.7	10.1	24.8	44.1	40
Separated/ widowed/ divorced/ deserted	84.9	7.9	17.6	13.6	59
Never married	71.3	28.7	0.0	10.5	15
Devadasi	69.4	6.1	12.2	29.3	28
<b>Source of income other than sex work</b>					
No	79.4	12.8	20.8	14.5	64
Yes	71.4	6.3	12.5	35.0	78
<b>Duration in sex work</b>					
< 5 years	69.2	7.8	25.2	30.0	60
5-9 years	85.8	7.7	13.9	14.4	54
10+ years	68.8	14.6	8.1	33.2	28
<b>Residential status</b>					
Lives outside place of interview	76.6	30.5	36.6	5.1	14
Lives in place of interview	75.2	7.3	14.5	27.0	128
<b>Currently sells sex in any place other than place of interview</b>					
No	73.8	7.2	14.7	28.0	118
Yes	84.6	23.8	28.0	5.6	24
<b>Total</b>	75.3	9.5	16.6	24.9	142
Note: May add to 100 due to multiple responses.					

Table 66: Percent of FSWs according to the number of times they have taken an HIV test and percent of FSWs who know their HIV status, by selected characteristics, SBS-FSW, Bellary, Karnataka, 2006

Characteristics	Number of times taken an HIV test		Percent who know their HIV status	Number
	Only once	More than once		
<b>Sex work type</b>				
Public place	76.6	23.4	46.3	55
Brothel	47.3	52.7	61.8	14
Home	65.3	34.7	37.4	54
<b>Current age</b>				
<25 years	78.3	21.7	43.7	33
25-34 years	65.1	34.9	35.8	52
35+ years	61.3	38.7	51.8	38
<b>Literacy</b>				
Illiterate	71.9	28.1	38.8	101
Literate	47.8	52.3	61.0	22
<b>Caste/tribe</b>				
Scheduled caste	84.0	16.0	36.7	37
Scheduled tribe	52.2	47.8	43.7	41
Other	65.6	34.4	48.1	45
<b>Current marital status</b>				
Currently married	73.8	26.2	27.8	34
Separated/ widowed/ divorced/ deserted	62.7	37.3	48.1	54
Never married	90.3	9.7	29.2	9
Devadasi	65.7	34.3	49.8	26
<b>Source of income other than sex work</b>				
No	64.1	35.9	48.5	54
Yes	70.6	29.4	37.5	69
<b>Duration in sex work</b>				
< 5 years	74.5	25.5	40.0	43
5-9 years	65.1	34.9	41.9	57
10+ years	62.5	37.5	49.2	23
<b>Residential status</b>				
Lives outside place of interview	34.5	65.5	72.4	7
Lives in place of interview	69.8	30.2	40.8	116
<b>Currently sells sex in any place other than place of interview</b>				
No	69.9	30.1	41.6	101
Yes	52.4	47.6	50.9	22
<b>Total</b>	67.4	32.6	42.9	123

Table 67: Percent of FSWs reporting that they have ever been contacted by a peer educator/ NGO staff from the KHPT partner NGO in Bellary district, by selected characteristics, SBS-FSW, Bellary, Karnataka, 2006

Characteristics	Percent ever been contacted by the peer educator/NGO staff	Number
<b>Sex work type</b>		
Public place	99.2	88
Brothel	55.4	26
Home	100.0	84
<b>Current age</b>		
<25 years	87.2	58
25-34 years	95.5	86
35+ years	100.0	54
<b>Literacy</b>		
Illiterate	98.2	159
Literate	79.4	39
<b>Caste/tribe</b>		
Scheduled caste	97.6	68
Scheduled tribe	100.0	56
Other	86.2	74
<b>Current marital status</b>		
Currently married	100.0	56
Separated/ widowed/ divorced/ deserted	90.3	81
Never married	76.0	18
Devadasi	100.0	43
<b>Source of income other than sex work</b>		
No	89.1	90
Yes	99.4	108
<b>Duration in sex work</b>		
< 5 years	86.3	77
5-9 years	98.1	75
10+ years	100.0	46
<b>Residential status</b>		
Lives outside place of interview	41.8	18
Lives in place of interview	99.7	180
<b>Currently sells sex in any place other than place of interview</b>		
No	98.8	160
Yes	70.2	38
<b>Total</b>	94.4	198

Table 68: Percent of FSWs according to duration of contact with a worker from the KHPT partner NGO, by selected characteristics, SBS-FSW, Bellary, Karnataka, 2006

Characteristics	Duration of contact with a worker from the KHPT partner NGO			Mean duration in years	Number
	< 1 year	1-2 years	3-4 years		
<b>Sex work type</b>					
Public place	26.5	67.1	6.4	1.2	87
Brothel	42.9	57.1	0.0	0.7	17
Home	36.9	58.9	4.2	0.9	84
<b>Current age</b>					
<25 years	43.2	50.6	6.2	0.8	50
25-34 years	32.8	62.5	4.8	1.0	84
35+ years	26.0	70.7	3.3	1.1	54
<b>Literacy</b>					
Illiterate	32.7	62.6	4.7	1.0	155
Literate	37.1	58.2	4.7	0.9	33
<b>Caste/tribe</b>					
Scheduled caste	24.5	66.6	8.9	1.2	65
Scheduled tribe	41.7	58.3	0.0	0.7	56
Other	36.6	59.4	4.1	1.0	67
<b>Current marital status</b>					
Currently married	22.5	73.9	3.6	1.1	56
Separated/ widowed/ divorced/ deserted	38.2	55.8	6.0	1.0	75
Never married	44.5	55.5	0.0	0.6	14
Devadasi	34.9	60.3	4.8	1.0	43
<b>Source of income other than sex work</b>					
No	32.2	65.4	2.4	0.9	81
Yes	34.5	58.8	6.6	1.0	107
<b>Duration in sex work</b>					
< 5 years	44.5	53.1	2.4	0.7	69
5-9 years	23.2	69.8	7.0	1.2	73
10+ years	34.6	61.1	4.3	0.9	46
<b>Residential status</b>					
Lives outside place of interview	68.7	31.3	0.0	0.3	9
Lives in place of interview	32.0	63.1	4.9	1.0	179
<b>Currently sells sex in any place other than place of interview</b>					
No	32.7	62.8	4.6	1.0	157
Yes	39.8	54.7	5.5	1.0	31
<b>Total</b>	33.5	61.8	4.7	1.0	188

Table 69: Percent of FSWs according to the number of times contacted in the field by a peer educator/NGO worker from KHPT partner NGO within the past month, by selected characteristics, SBS-FSW, Bellary, Karnataka, 2006

Characteristics	Number of times contacted in the past month			Mean number of times	Number
	< 5 times	5-14 times	15+ times		
<b>Sex work type</b>					
Public place	72.0	21.6	6.4	4.5	87
Brothel	77.4	22.6	0.0	3.2	17
Home	57.8	34.3	7.9	5.1	84
<b>Current age</b>					
<25 years	67.1	26.7	6.2	4.3	50
25-34 years	61.0	33.1	5.9	4.9	84
35+ years	66.8	24.1	9.0	5.0	54
<b>Literacy</b>					
Illiterate	67.8	25.8	6.4	4.5	155
Literate	47.5	43.7	8.8	6.0	33
<b>Caste/tribe</b>					
Scheduled caste	56.7	36.0	7.3	5.1	65
Scheduled tribe	57.9	34.2	7.9	5.5	56
Other	80.5	14.4	5.1	3.7	67
<b>Current marital status</b>					
Currently married	60.0	33.1	6.9	5.0	56
Separated/ widowed/ divorced/ deserted	75.3	20.7	4.0	4.0	75
Never married	82.8	17.2	0.0	3.1	14
Devadasi	50.7	37.7	11.6	5.8	43
<b>Source of income other than sex work</b>					
No	69.4	24.8	5.8	4.4	81
Yes	60.2	32.2	7.6	5.1	107
<b>Duration in sex work</b>					
< 5 years	61.0	31.2	7.9	5.3	69
5-9 years	79.6	15.9	4.6	3.5	73
10+ years	48.5	42.9	8.5	5.8	46
<b>Residential status</b>					
Lives outside place of interview	76.5	23.5	0.0	3.1	9
Lives in place of interview	63.9	29.0	7.1	4.8	179
<b>Currently sells sex in any place other than place of interview</b>					
No	62.3	31.1	6.6	4.8	157
Yes	80.8	11.0	8.3	4.2	31
<b>Total</b>	64.4	28.8	6.8	4.8	188



Table 70: Percent of FSWs who are members of a sex work collective, by selected characteristics, SBS-FSW, Bellary, Karnataka, 2006

Characteristics	Percent who are members of a sex work collective	Number
<b>Sex work type</b>		
Public place	3.4	88
Brothel	20.0	26
Home	0.6	84
<b>Current age</b>		
<25 years	3.3	58
25-34 years	4.5	86
35+ years	3.3	54
<b>Literacy</b>		
Illiterate	1.1	159
Literate	15.0	39
<b>Caste/tribe</b>		
Scheduled caste	0.8	68
Scheduled tribe	2.1	56
Other	8.8	74
<b>Current marital status</b>		
Currently married	3.6	56
Separated/ widowed/ divorced/ deserted	7.3	81
Never married	0.0	18
Devadasi	0.0	43
<b>Source of income other than sex work</b>		
No	8.0	90
Yes	0.0	108
<b>Duration in sex work</b>		
< 5 years	8.3	77
5-9 years	2.4	75
10+ years	0.0	46
<b>Residential status</b>		
Lives outside place of interview	26.1	18
Lives in place of interview	1.6	180
<b>Currently sells sex in any place other than place of interview</b>		
No	1.4	160
Yes	17.3	38
<b>Total</b>	3.9	198

Table 71: Percent of FSWs reporting that they have ever seen a demonstration on correct condom use by a peer educator or outreach worker from KHPT partner NGO, by selected characteristics, SBS-FSW, Bellary, Karnataka, 2006

Characteristics	Percent who have ever seen a condom demonstration	Number
<b>Sex work type</b>		
Public place	99.2	87
Brothel	95.5	17
Home	99.1	84
<b>Current age</b>		
<25 years	98.8	50
25-34 years	98.9	84
35+ years	98.9	52
<b>Literacy</b>		
Illiterate	98.6	155
Literate	100.0	33
<b>Caste/tribe</b>		
Scheduled caste	98.7	65
Scheduled tribe	99.0	56
Other	99.0	67
<b>Current marital status</b>		
Currently married	100.0	56
Separated/ widowed/ divorced/ deserted	98.4	75
Never married	100.0	14
Devadasi	98.3	43
<b>Source of income other than sex work</b>		
No	99.3	81
Yes	98.5	107
<b>Duration in sex work</b>		
< 5 years	98.1	69
5-9 years	100.0	73
10+ years	98.2	46
<b>Residential status</b>		
Lives outside place of interview	100.0	9
Lives in place of interview	98.8	179
<b>Currently sells sex in any place other than place of interview</b>		
No	99.1	157
Yes	97.3	31
<b>Total</b>	98.9	188

Table 72: Percent of FSWs according to number of condom demonstrations seen in the last one month, by selected characteristics, SBS-FSW, Bellary, Karnataka, 2006

Characteristics	Number of condom demonstrations seen in the last one month			Mean number of times	Number
	1-3 times	4-5 times	6+ times		
<b>Sex work type</b>					
Public place	78.8	16.3	4.9	2.4	82
Brothel	81.1	9.5	9.4	2.7	16
Home	71.6	18.1	10.3	2.8	82
<b>Current age</b>					
<25 years	73.9	17.0	9.2	2.7	48
25-34 years	72.7	21.2	6.1	2.7	81
35+ years	79.4	9.5	11.1	2.6	51
<b>Literacy</b>					
Illiterate	78.0	16.5	5.6	2.5	148
Literate	59.5	18.7	21.9	3.5	32
<b>Caste/tribe</b>					
Scheduled caste	82.7	13.3	4.0	2.5	63
Scheduled tribe	59.1	26.8	14.2	3.2	55
Other	81.1	11.2	7.8	2.3	62
<b>Current marital status</b>					
Currently married	67.0	20.4	12.6	3.1	53
Separated/ widowed/ divorced/ deserted	82.7	13.7	3.5	2.2	71
Never married	71.2	17.3	11.5	2.9	14
Devadasi	72.1	17.7	10.2	2.8	42
<b>Source of income other than sex work</b>					
No	72.2	19.0	8.8	2.6	77
Yes	77.2	15.0	7.9	2.8	103
<b>Duration in sex work</b>					
< 5 years	71.2	21.5	7.3	2.8	66
5-9 years	78.8	14.0	7.2	2.3	71
10+ years	73.7	15.4	10.9	3.0	43
<b>Residential status</b>					
Lives outside place of interview	84.2	15.8	0.0	2.3	9
Lives in place of interview	74.5	16.9	8.7	2.7	171
<b>Currently sells sex in any place other than place of interview</b>					
No	73.1	18.4	8.5	2.7	154
Yes	90.3	3.2	6.4	2.2	26
<b>Total</b>	74.9	16.8	8.3	2.7	180

Table 73: Percent of FSWs according to number of times visited the clinics run by KHPT partner NGO to see a doctor in the last three months, by selected characteristics, SBS-FSW, Bellary, Karnataka, 2006

Characteristics	Number of times visited the clinics run by KHPT partner NGO to see a doctor					Mean number	Number
	None	1 time	2 times	3 times	4+ times		
<b>Sex work type</b>							
Public place	5.9	6.0	26.0	18.8	43.3	3.7	72
Brothel	0.0	57.1	32.2	0.0	10.8	1.9	8
Home	0.0	14.1	41.6	21.8	22.5	3.1	57
<b>Current age</b>							
<25 years	11.2	27.2	16.9	19.7	25.0	3.1	30
25-34 years	0.0	10.8	43.2	11.9	34.1	3.4	65
35+ years	0.0	4.0	34.5	31.6	29.9	3.3	42
<b>Literacy</b>							
Illiterate	2.9	10.9	31.7	22.9	31.6	3.3	113
Literate	0.0	20.1	50.8	2.7	26.5	3.2	24
<b>Caste/tribe</b>							
Scheduled caste	0.0	10.5	38.8	20.7	30.1	3.6	56
Scheduled tribe	0.0	11.8	24.8	19.9	43.5	3.6	39
Other	9.0	15.9	38.3	18.0	18.8	2.5	42
<b>Current marital status</b>							
Currently married	0.0	10.2	30.1	17.7	42.1	3.8	45
Separated/ widowed/ divorced/ deserted	6.7	9.0	30.9	25.1	28.4	3.1	51
Never married	0.0	44.6	43.7	0.0	11.7	3.1	7
Devadasi	0.0	14.7	42.4	17.4	25.5	3.0	34
<b>Source of income other than sex work</b>							
No	0.0	13.8	30.1	29.4	26.7	3.1	53
Yes	4.4	11.2	38.1	12.4	33.9	3.5	84
<b>Duration in sex work</b>							
< 5 years	0.0	23.0	34.1	4.0	39.0	3.3	40
5-9 years	5.4	12.8	25.8	28.1	28.0	3.1	66
10+ years	0.0	1.5	50.4	20.4	27.7	3.6	31
<b>Residential status</b>							
Lives outside place of interview	0.0	100.0	0.0	0.0	0.0	1.0	2
Lives in place of interview	2.5	11.2	35.1	20.0	31.2	3.3	135
<b>Currently sells sex in any place other than place of interview</b>							
No	2.7	11.3	34.6	21.2	30.2	3.3	117
Yes	0.0	22.8	36.1	4.6	36.6	3.3	20
<b>Total</b>	2.5	12.4	34.7	19.7	30.8	3.3	137
Note: For 1 case the information on number of times visited the clinic run by KHPT partner NGO is missing.							

Table 74: Percent of FSWs according to number of times visited the KHPT partner NGO clinics in the last three months for abnormal/white vaginal discharge or genital ulcers or lower abdominal pain, by selected characteristics, SBS-FSW, Bellary, Karnataka, 2006

Characteristics	Number of times visited the KHPT partner NGO clinic for abnormal/white vaginal discharge or genital ulcers or lower abdominal pain					Mean number	Number
	None	1 time	2 times	3 times	4+ times		
<b>Sex work type</b>							
Public place	23.3	17.3	45.7	4.5	9.3	1.7	72
Brothel	21.6	46.3	21.4	10.8	0.0	1.2	8
Home	13.5	32.1	42.1	7.7	4.6	1.6	57
<b>Current age</b>							
<25 years	32.9	37.5	7.5	16.8	5.3	1.2	30
25-34 years	15.9	23.7	48.4	2.7	9.3	1.7	65
35+ years	10.3	22.6	59.6	4.7	2.7	1.7	42
<b>Literacy</b>							
Illiterate	20.3	20.4	44.6	7.1	7.6	1.7	113
Literate	5.3	58.9	33.1	2.7	0.0	1.3	24
<b>Caste/tribe</b>							
Scheduled caste	21.8	28.6	33.3	8.9	7.4	1.6	56
Scheduled tribe	10.4	26.5	49.9	7.4	5.9	1.8	39
Other	19.5	22.8	50.9	1.5	5.3	1.5	42
<b>Current marital status</b>							
Currently married	9.6	25.1	52.1	3.0	10.3	1.9	45
Separated/ widowed/ divorced/ deserted	17.9	22.9	50.4	1.1	7.7	1.6	51
Never married	29.3	32.9	37.9	0.0	0.0	1.1	7
Devadasi	24.3	31.1	25.9	16.7	2.0	1.4	34
<b>Source of income other than sex work</b>							
No	16.2	22.7	42.4	12.1	6.8	1.8	53
Yes	19.3	29.3	43.1	2.2	6.1	1.5	84
<b>Duration in sex work</b>							
< 5 years	19.1	35.0	41.9	0.0	4.0	1.4	40
5-9 years	13.9	26.1	37.4	12.1	10.6	1.8	66
10+ years	23.7	18.9	52.8	3.0	1.5	1.4	31
<b>Residential status</b>							
Lives outside place of interview	33.5	66.5	0.0	0.0	0.0	0.7	2
Lives in place of interview	17.8	25.9	43.4	6.5	6.5	1.6	135
<b>Currently sells sex in any place other than place of interview</b>							
No	17.5	26.3	43.0	6.2	7.0	1.6	117
Yes	22.9	27.3	40.7	9.2	0.0	1.4	20
<b>Total</b>	18.0	26.4	42.8	6.4	6.4	1.6	137
Note: For 1 case the information on number of times visited the clinic run by KHPT partner NGO is missing.							

Table 75: Percent of FSWs who had ever received a grey pack with 4 tablets at the clinic and percent of FSWs according to number of grey packs received in the last three months, by selected characteristics, SBS-FSW, Bellary, Karnataka, 2006

Characteristics	Percent ever received grey pack	Number	Number of pack received in the last three months				
			None	1-3 times	4 times	5+ times	Number
<b>Sex work type</b>							
Public place	89.7	73	11.1	45.5	28.3	15.2	68
Brothel	89.3	8	76.0	12.0	0.0	12.1	7
Home	86.8	57	18.1	46.5	30.1	5.3	54
<b>Current age</b>							
<25 years	84.1	30	37.9	19.0	37.9	5.2	27
25-34 years	83.0	65	14.5	47.7	23.4	14.4	60
35+ years	98.7	43	8.6	56.4	28.2	6.8	42
<b>Literacy</b>							
Illiterate	86.9	113	16.7	42.0	30.6	10.7	106
Literate	94.8	25	20.6	57.6	16.3	5.5	23
<b>Caste/tribe</b>							
Scheduled caste	82.4	56	11.4	49.2	26.4	13.0	52
Scheduled tribe	97.0	39	12.5	34.7	42.1	10.6	37
Other	88.2	43	31.5	49.1	15.2	4.2	40
<b>Current marital status</b>							
Currently married	100.0	45	17.7	43.6	27.0	11.8	45
Separated/ widowed/ divorced/ deserted	89.0	52	14.9	45.7	25.9	13.5	47
Never married	82.4	7	54.0	46.0	0.0	0.0	6
Devadasi	77.0	34	15.9	44.5	36.1	3.5	31
<b>Source of income other than sex work</b>							
No	95.7	54	19.3	46.3	26.9	7.5	50
Yes	82.4	84	15.6	43.3	29.2	11.8	79
<b>Duration in sex work</b>							
< 5 years	94.4	40	30.3	35.2	31.1	3.4	37
5-9 years	86.4	66	18.6	37.0	29.0	15.4	62
10+ years	85.1	32	1.8	67.7	23.5	7.1	30
<b>Residential status</b>							
Lives outside place of interview	100.0	2	100.0	0.0	0.0	0.0	2
Lives in place of interview	88.0	136	16.2	45.4	28.5	9.9	127
<b>Currently sells sex in any place other than place of interview</b>							
No	87.4	117	16.7	45.2	28.7	9.4	109
Yes	95.6	21	22.8	40.7	22.8	13.7	20
<b>Total</b>	88.1	138	17.4	44.7	28.1	9.8	129

Table 76: Comparison of socio-demographic characteristics between SBS-FTFI and SBS-ICVI surveys, Bellary, FSW

Characteristics	SBS-ICVI	SBS-FTFI
<i>Age</i>		
<20	10.8	8.9
20-24	18.9	18.4
25-29	23.0	28.4
30-34	16.7	17.3
35-39	19.0	18.5
40+	11.7	8.3
p- value based on design-based F	0.858	
Mean age	28.9	28.6
<i>Literacy and educational level</i>		
Illiterate	77.2	80.2
1-5	7.4	3.1
6-9	11.3	11.3
10+	4.1	5.4
p- value based on design-based F	0.407	
<i>Age at started sex work</i>		
< 20	61.3	40.9
20-24	21.2	30.3
25-29	14.3	17.7
30+	3.2	11.2
p- value based on design-based F	0.000	
Mean age at started sex work	18.9	21.4
<i>Have husband/main cohabiting partner</i>		
No	35.1	43.3
Yes	64.9	56.7
p- value based on design-based F	0.251	
<i>Have any other non-paying partner in the past year (other than husband/main cohabiting partner)</i>		
No	70.1	74.2
Yes	29.9	25.8
p- value based on design-based F	0.486	
Total percent	100	100
Number of cases	199	198
Note: For 1 case in SBS-ICVI information on age is missing.		

Table 77: Comparison of risk behaviours between SBS-FTFI and SBS-ICVI surveys, Bellary, FSW

Risk behaviours	SBS-ICVI	SBS-FTFI
<i>Experienced violence in the past one year</i>		
No	87.4	81.6
Yes	12.6	18.4
p- value based on design-based F	0.128	
<i>A client (both occasional and regular) ever asked to have anal intercourse with her</i>		
No	31.8	38.1
Yes	68.2	61.9
p- value based on design-based F	0.262	
<i>Ever had anal sex</i>		
No	82.1	83.3
Yes	17.9	16.7
p- value based on design-based F	0.824	
<i>Number of clients in the last working day</i>		
< 2 clients	17.9	26.9
2-4 clients	67.6	63.2
5+ clients	14.5	9.9
p- value based on design-based F	0.109	
Total percent	100	100
Number of cases	199	198
<i>Number of clients (both occasional and regular) per month ask for anal sex</i>		
1-2 clients	7.8	34.2
2-4 clients	38.5	21.7
5+ clients	53.7	44.1
p- value based on design-based F	0.000	
Total percent	100	100
Number of cases	136	122
Note: In SBS-FTFI, for 2 cases for number of clients are missing.		



Table 78: Comparison of condom use and breakage between SBS-FTFI and SBS-ICVI surveys, Bellary, FSW

Behaviour	SBS-ICVI	SBS-FTFI
<i>Experienced a condom breakage in the past month while it is being used</i>		
No	91.9	95.6
Yes	8.1	4.4
p- value based on design-based F	0.083	
<i>Use of condom with the last client</i>		
No	1.2	8.9
Yes	98.8	91.1
p- value based on design-based F	0.000	
<i>Number of times experienced condom breakage in the past one month</i>		
None	91.9	95.6
1	1.2	1.3
2	1.5	1.2
3	1.5	1.6
4+	3.9	0.3
p- value based on design-based F	0.170	
Total percent	100	100
Number of cases	199	198
<i>Condom use in the last anal sex with a man</i>		
No	28.6	44.5
Yes	71.4	55.5
p- value based on design-based F	0.344	
Total percent	100	100
Number of cases	36	30
<i>Condom use in the last sex with an occasional client</i>		
No	2.3	9.3
Yes	97.7	90.7
p- value based on design-based F	0.015	
Total percent	100	100
Number of cases	187	198
<i>Condom use in the last sex with a repeat client</i>		
No	4.2	5.6
Yes	95.8	94.4
p- value based on design-based F	0.570	
Total percent	100	100
Number of cases	184	93
<i>Condom use in the last sex with husband/main cohabiting partner</i>		
No	24.5	62.8
Yes	75.5	37.2
p- value based on design-based F	0.000	
Total percent	100	100
Number of cases	134	108
<i>Condom use in the last sex with non-paying partner (other than husband/ cohabiting partner)</i>		
No	51.6	30.6
Yes	48.4	69.4
p- value based on design-based F	0.097	
Total percent	100	100
Number of cases	54	52
Note: In SBS-FTFI, 1 case is missing from each of the following: condom breakage, number of times experienced condom breakage, and number of clients who did not use condom.		

## Appendix I: Sample Weights and Design

### Sample weights

The basic sample design used in IBBA is a two-stage design. The first stage consisted of the selection of clusters and the second stage consisted of selection of certain number of FSWs from each selected cluster. While this design greatly enhanced the feasibility of data collection, it resulted in differential probabilities of selection; consequently each FSW covered in IBBA does not necessarily represent the same number of FSWs in the population, as would be the case if a simple random sampling approach were employed. To account for differential probabilities of selection due to the nature of the design and to ensure accurate survey estimates, IBBA computed a sampling weight for each FSW that participated in the survey.

The general weighting procedure for IBBA required two steps. The first step consisted of calculating a cluster weight. A cluster-level non-response adjustment was applied to the cluster weight; it was calculated independently for each design domain (type of sex work site).

The second step consisted of calculating a FSW weight. A FSW-level non-response adjustment was applied to the FSW weight. The FSW weight was calculated independently for each sampled cluster.

The overall sampling weight attached to each FSW record is the product of the two intermediate weights: the first stage (cluster) weight, and the second stage (FSW) weight.

The first stage weight represents the inverse of the first stage selection probability assigned to a sampled

Since the clusters in the first stage are selected with equal probabilities, the first stage weight for the selected cluster was based on design weights adjusted for the effect of different non-response in each sampling domain: Home-based and street-based sites. Let  $CR_i$  be the proportion of the selected sites where IBBA could be conducted. The sample weight for the domain  $dw_i$  is calculated as:

$$dw_i = \frac{dw_{Di}}{DR_i}$$

where  $w_{Di}$  = the design weight for the  $i^{th}$  domain, calculated as the ratio of overall sampling fraction ( $F = n/N$ ) and the sampling fraction for the  $i^{th}$  domain ( $f = n_i/N_i$ ). Note that  $n = \sum n_i$  and  $N = \sum N_i$ .  $R_i$  is the proportion of the clusters where IBBA could be carried out.

The cluster sample weight is adjusted for cluster-level non-response (clusters where IBBA could not be carried out).

The FSW weights were calculated for each cluster selected. The sample weight for each cluster  $cw_i$  is calculated as:

$$cw_i = \frac{cW_{Ci}}{CR_i}$$

where  $c_{Di}$  = the design weight for the  $i^{th}$  cluster, calculated as the ratio of overall sampling fraction ( $F = n/N$ ) and the sampling fraction for the  $i^{th}$  cluster ( $f = n_i/N_i$ ). Note that  $n = \sum n_i$  i.e., the number of FSWs selected from cluster  $i$ , and  $N = \sum N_i$ , i.e., the number of FSWs enumerated in cluster  $i$ .

$R_i$  is the proportion of FSWs selected, who gave the interview plus blood sample plus urine sample.

The final weights (cluster weight multiplied by FSW weight) are normalized so that the total number of weighted cases is equal to the total number of unweighted cases.

### **Weights in a Time Location Cluster (TLC) sample design**

The sex workers soliciting in brothel or home based set up are assumed to be stable over the IBBA field work period. However, those in the public places often are not the same over the different days of a week or at different time-segments of a day. This could be either because they tend to solicit in specified times or days or because they move from one site to another at different time points. When the sample respondents are mobile and are expected to be available for recruitment at different sites and since the number vary at different point of time in a day, selection of a Time Location Cluster (TLC) as the first sampling unit provide a better design.

Conventionally, while selecting TLCs as the first sampling unit, the domain sample fraction for the TLCs is  $n/N_1$ , where  $n$  be the number of TLCs to be selected and  $N_1$  be the total number of TLCs in the sampling frame. The sampling fraction heavily depends on the number of TLCs in a day and duration of the survey. Higher the duration of the survey, the number of TLCs would be higher and hence lower the sampling fraction. This assumes mutually exclusive and independent clusters, which may not always be true in reality. The respondents in any TLCs often solicit in other TLCs as well, particularly TLCs of that site itself.

The conventional weighting does not give true weights in such sampling design. If information on mobility of sex workers between TLCs within a site or between sites is/are available, we could account this in the domain fraction. However, it is difficult for surveys to capture such information.

Hence, we assume that mobility between sites is negligible and random selection of TLCs ensures to capture any variation in the number of sex workers across TLCs of a site. Then, if all the public place sites in the frame are divided into equal number of TLCs, the domain sampling fraction will be;  $n/N$ , where  $n$  is the number of clusters to be selected and  $N$  is the total number of public place sites in the frame.

The sites could be divided into equal or unequal number of TLCs based on the peak /lean time/day. The sampling fraction would be different depending on how the sites are divided in the TLCs.

### ***Equal number of TLCs***

If the sites are divided into equal number of TLCs, each site in the sampling frame has an equal probability of selection. Then, the sampling fraction for selection of TLCs would be the same as the sampling fraction of selecting a site. Let  $n$  be the number of TLCs to be selected and  $N$  be the number of sites in the sample frame, then the sampling fraction of selecting a TLCs to be  $n/N$ .

### ***Unequal number of TLCs***

When the sites are divided into TLCs based on the peak/lean day/time, then the number of TLCs in each site vary depending on the operation of the sites. In such situation, the sites with higher number of TLCs often have a higher probability of selection as compared to sites with less number of TLCs.

Once again assuming that the mobility between sites are more or less same across the TLCs or are negligible, the sampling fraction of selecting a TLC is:

$$ni*mi/N_l$$

Where  $ni$  be the number of TLCs to be selected,  $mi$  be the mean number of TLCs of the selected clusters and  $N_l$  be the total number of TLCs in the sampling frame.

### **Adjusted overall sampling fraction**

While adopting a sampling design with TLCs, overall sampling fraction will be adjusted if the design has an unequal number of TLCs in sites. Each brothel or home based sites has an equal probability of being included in the sample, whereas the probability of public place sites to be different and depend on the number of TLCs in each site. A site with higher number of TLCs would have a higher probability, while those with fewer TLCs would have lower probability of selection.

Since each site has a different probability, the overall probability is being derived using a correction factor. The correction factor is derived using the mean number of TLCs of selected sites versus overall. Let  $M$  be the mean number of TLCs in a site and let  $m$  be the mean number of TLCs of selected sites, then the correction factor is:

$$pi=M/mi$$

If  $n_i$  is the number of sites in  $i^{\text{th}}$  domain and  $pi$  be the correction factor for the domain ( $p_i$  for brothel and home based sites to be 1), then the overall correction factor is;

$\sum n_i*p_i/N_t$  where  $N_t$  is the total number of sites in the sampling frame.

Multiplying the weight (sampling fraction) with the correction factor will give the corrected weight at the overall level.

## **Appendix 2: Study Tools**

**CONFIDENTIAL:  
FOR RESEARCH  
PURPOSE ONLY**

**Institute of Population Health and Clinical Research (IPHCR), St John's  
Medical College, Bangalore**

**Centre hospitalier *affilié* universitaire de Québec (CHA),  
University of Manitoba, Winnipeg,  
Canada**

**Special behavioural surveys of core and bridging groups for HIV infection in selected  
Indian districts**

**Face-to Face Interview Questionnaire for Female Sex Workers**

# **SECTION I: INTERVIEW INFORMATION**

Study number .....	<input type="text"/>	<input type="text"/>	<input type="text"/>
PSU Name and code .....	<input type="text"/>	<input type="text"/>	<input type="text"/>
City/Town/Village .....	<input type="text"/>	<input type="text"/>	<input type="text"/>
District .....	<input type="text"/>	<input type="text"/>	<input type="text"/>
Type of PSU (Home=1, Brothel=2, Lodge=3, Dabha=4, Public Place=5) .....	<input type="text"/>	<input type="text"/>	<input type="text"/>
Date of interview: DAY	MONT	<input type="text"/>	YEAR <input type="text"/>
		<input type="text"/>	<input type="text"/>
Name and code of interviewer: .....	<input type="text"/>	<input type="text"/>	<input type="text"/>
Participation in the IBBA study that took place in this district (YES=1; NO=0)..	<input type="text"/>	<input type="text"/>	<input type="text"/>
Participation in the IBBA study that took place in other districts (YES=1; NO=0)..	<input type="text"/>	<input type="text"/>	<input type="text"/>
Participation in SBS in this district YES.....1 STOP	<input type="text"/>	<input type="text"/>	<input type="text"/>
NO ...0	<input type="text"/>	<input type="text"/>	<input type="text"/>
Participation in SBS in other districts YES.....1 STOP	<input type="text"/>	<input type="text"/>	<input type="text"/>
NO ...0 PROCEED WITH CONSENT	<input type="text"/>	<input type="text"/>	<input type="text"/>
Consented for interview	<input type="text"/>	<input type="text"/>	<input type="text"/>
(YES=1, NO=0).....	<input type="text"/>	<input type="text"/>	<input type="text"/>
Result of interview: (Interview completed=1, Interview partially completed=2,	<input type="text"/>	<input type="text"/>	<input type="text"/>
Respondent refused to take part=3, Respondent was a duplicate=4) .....	<input type="text"/>	<input type="text"/>	<input type="text"/>
Language of the interview: .....	<input type="text"/>	<input type="text"/>	<input type="text"/>
Time interview started:	<input type="text"/>	<input type="text"/>	<input type="text"/>
Hr : Mnts	<input type="text"/>	<input type="text"/>	<input type="text"/>
Time Interview ended:	<input type="text"/>	<input type="text"/>	<input type="text"/>
Hr : Mnts	<input type="text"/>	<input type="text"/>	<input type="text"/>

**SECTION II: EDITING AND DATA ENTRY**

Name and code of Supervisor: \_\_\_\_\_

☐

Date of scrutinizing the questionnaire: DAY   MONTH   YEAR

Signature of Supervisor: \_\_\_\_\_

☐

Name and code of data entry person: \_\_\_\_\_

Date of data entry: DAY   MONTH   YEAR

Signature of data entry person: \_\_\_\_\_

Name and code of data entry person (2): \_\_\_\_\_

☐

Date of re-data entry: DAY   MONTH   YEAR

Signature of data entry person (2): \_\_\_\_\_

Data entry checked by: \_\_\_\_\_

☐

Date of data entry checked: DAY   MONTH   YEAR

Signature of person who checked data entry: \_\_\_\_\_

### SECTION III: DEMOGRAPHIC CHARACTERISTICS

No.	QUESTIONS AND FILTERS	CODING CATEGORIES	SKIP
1	How old are you?	AGE IN COMPLETED YEARS: <span style="border: 1px solid black; display: inline-block; width: 20px; height: 20px; vertical-align: middle;"></span> <span style="border: 1px solid black; display: inline-block; width: 20px; height: 20px; vertical-align: middle;"></span> DON'T KNOW .....98	
2	What is your caste or tribe?	CASTE _____ DON'T KNOW ..... 98 NO ANSWER ..... 99 <b>RECORD VERBATIM</b>	
3	What is your religion?	HINDU ..... 1 ISLAM ..... 2 CHRISTIAN ..... 3 BUDDHIST..... 4 JAIN ..... 5 OTHER.....97 (SPECIFY) NO ANSWER..... .....99	
4	Can you read and write?	YES .....1 NO .....0	6
5	What is the highest grade you have completed?	GRADE..... <span style="border: 1px solid black; display: inline-block; width: 20px; height: 20px; vertical-align: middle;"></span> <span style="border: 1px solid black; display: inline-block; width: 20px; height: 20px; vertical-align: middle;"></span>	
6	Apart from sex work, what other main work do you do to earn income?  <b>DO NOT READ RESPONSES. CIRCLE ONLY ONE ANSWER.</b>	NONE.....1 NON-AGRICULTURAL LABOUR.....2 PETTY BUSINESS.....3 MAID SERVANT.....4 AGRICULTURAL LABOUR .....5 HANDICRAFTS .....6 OTHER .....97 (SPECIFY) DON'T KNOW .....98 NO ANSWER .....99	



<p>7</p>	<p>What is your current marital status?</p>	<p>CURRENTLY MARRIED..... 1</p> <p>SEPARATED..... 2</p> <p>DIVORCED ..... 3</p> <p>WIDOWED ..... 4</p> <p>NEVER MARRIED ..... 5</p> <p>DEVADASI ..... 6</p> <p>NO</p> <p>ANSWER.....</p> <p>.....99</p>	<p>14</p> <p>9</p> <p>11</p>				
<p>8</p>	<p>How long ago were you separated/ divorced?</p> <p><b>RECORD IN MONTHS IF LESS THAN ONE YEAR. OTHERWISE RECORD COMPLETED YEARS. RECORD '00' IN MONTHS IF &lt; A MONTH.</b></p>	<p>MONTHS. ....1</p> <p>YEARS ..... <table border="1" data-bbox="1200 721 1300 822"> <tr> <td></td> <td></td> </tr> <tr> <td></td> <td></td> </tr> </table></p> <p>NO</p> <p>ANSWER.....</p> <p>.....99</p>					<p>11</p>

No.	QUESTIONS AND FILTERS	CODING CATEGORIES	SKIP
9	How long ago did your husband die?   		

14	<p>Are you using any family planning methods?</p> <p><b>IF YES:</b> What are those?</p> <p><b>DO NOT READ RESPONSES. CIRCLE 1 FOR METHODS MENTIONED. CIRCLE 0 FOR METHODS NOT MENTIONED.</b></p>	<p><b>YES..... NO</b></p> <p>A. NOT USING ..... 1 0</p> <p>B. PILL ..... 1 0</p> <p>C. CONDOM/NIRODH ..... 1 0</p> <p>D. LOOP/COPPER T ..... 1 0</p> <p>E. FEMALE STERILIZATION ..... 1 0</p> <p>F. MALE STERILIZATION ..... 1 0</p> <p>G. RHYTHM/SAFE PERIOD ..... 1 0</p> <p>H. WITHDRAWAL..... 1 0</p> <p>I. OTHER_____97</p> <p>(SPECIFY)</p> <p>J. DON'T KNOW.....98</p> <p>K. NO ANSWER.....</p> <p>99</p>	
14A	<p><b>CHECK Q.7 AND Q.11 AND MARK:</b></p>	<p>CURRENTLY MARRIED/ COHABITING.....1</p> <p>OTHER. ....2</p>	<p>→ V</p>

# SECTION IV: HUSBAND/CO-HABITING PARTNER

No.	QUESTIONS AND FILTERS	CODING CATEGORIES	SKIP
1	<p>Now I would like to ask you some details about your husband/co-habiting partner. I assure you of the confidentiality of the information provided. Please let me know if you do not want to answer any of these questions.</p> <p>What is the age of your husband/co-habiting partner?</p>	<p>AGE IN COMPLETED YEARS . . . <input type="text"/> <input type="text"/></p> <p>DON'T KNOW.....98</p> <p>NO ANSWER.....99</p>	
2	<p>What is the caste of your husband/ co-habiting partner?</p> <p><i>RECORD VERBATIM</i></p>	<p>CASTE_____</p> <p>DON'T KNOW.....98</p> <p>NO ANSWER.....99</p>	
3	<p>What is the religion of your husband/ co-habiting partner?</p>	<p>HINDU.....1</p> <p>ISLAM.....2</p> <p>CHRISTIAN .....3</p> <p>BUDDHIST .....4</p> <p>JAIN.....5</p> <p>OTHER_____97</p> <p>(SPECIFY)</p> <p>DON'T KNOW.....98</p> <p>NO ANSWER.....99</p>	
4	<p>What does your husband/cohabiting partner mainly do to earn income?</p> <p><b>DO NOT READ RESPONSES. CIRCLE ONLY ONE CODE.</b></p>	<p>DOES NOT WORK/IS NOT WORKING.....1</p> <p>BUSINESS_____2</p> <p>(SPECIFY)</p> <p>GOVT EMPLOYMENT_____3</p> <p>(SPECIFY)</p> <p>DAILY LABOURER_____4</p> <p>(SPECIFY)</p> <p>AGRICULTURE.....5</p> <p>FACTORY WORKER.....6</p> <p>TRANSPORT_____7</p> <p>(SPECIFY)</p> <p>OTHER_____97</p> <p>(SPECIFY)</p> <p>DON'T KNOW.....98</p> <p>NO ANSWER.....99</p>	

No.	QUESTIONS AND FILTERS	CODING CATEGORIES	SKIP						
5	Have you or your husband/co-habiting partner been away from each other for more than a month at a stretch during the <b>last one year</b> ?	YES.....1 NO .....0 NO ANSWER.....99	} 7						
6	Approximately for how many months in total did you and your husband/co-habiting partner <b>not</b> stay together in the <b>last one year</b> ?	MONTHS..... <table border="1" style="display: inline-table; width: 40px; height: 20px;"><tr><td></td><td></td></tr></table> NO ANSWER.....99							
7	How long ago did you have sex with your husband/co-habiting partner for the <b>first</b> time?  <b>RECORD IN WEEKS IF LESS THAN 1 MONTH. RECORD IN MONTHS IF MORE THAN A MONTH BUT LESS THAN A YEAR. RECORD IN YEAR IF MORE THAN 12 MONTHS. RECORD '00' IN WEEKS IF LESS THAN A WEEK.</b>	WEEKS .....1 <table border="1" style="display: inline-table; width: 40px; height: 20px;"><tr><td></td><td></td></tr></table> MONTHS .....2 <table border="1" style="display: inline-table; width: 40px; height: 20px;"><tr><td></td><td></td></tr></table> YEARS.....3 <table border="1" style="display: inline-table; width: 40px; height: 20px;"><tr><td></td><td></td></tr></table> DON'T KNOW.....98 NO ANSWER.....99							
8	How many times do you have sex with your husband/co-habiting partner in a "normal month"?  <b>CODE "00" IF CURRENTLY NOT HAVING SEX</b>	NUMBER . ..... <table border="1" style="display: inline-table; width: 40px; height: 20px;"><tr><td></td><td></td></tr></table> DON'T KNOW.....98 NO ANSWER.....99							
9	Does your husband/co-habiting partner know that you are a sex worker?	YES .....1 NO .....0	→ 11						
10	Does he provide you any support in relation to sex work?  <i>DO NOT READ RESPONSES. CIRCLE 1 FOR SUPPORTS MENTIONED. CIRCLE 0 FOR SUPPORTS NOT MENTIONED.</i>	<b>YES ..... NO</b> A. POLICE ARREST ..... 1 0 B. GOONDA PROBLEM ..... 1 0 C. FIXING CLIENTS..... 1 0 D. NO SUPPORT ..... 1 0 E. OTHER.....97 (SPECIFY) F. DON'T KNOW.....98 G. NO ANSWER.....99							

11	How often is a condom used when you have sex with your husband/co-habiting partner?	NEVER (0%).....1 SOMETIMES (< 50%).....2 FREQUENTLY (≥ 50%).....3 ALWAYS (100%).....4	} } } } 13
----	---	--	------------------------

No.	QUESTIONS AND FILTERS	CODING CATEGORIES	SKIP
12	<p>What are the reasons for <b>not</b> using condoms with your husband/co-habiting partner?</p> <p><b>DO NOT READ RESPONSES. CIRCLE 1 FOR REASONS MENTIONED. CIRCLE 0 FOR REASONS NOT MENTIONED.</b></p>	<p><b>YES NO</b></p> <p>A. HE DOESN'T WANT TO USE ..... 1 0</p> <p>B. I CAN NOT USE WITH HUSBAND/ CO-HABITATING PARTNER..... 1 0</p> <p>C. WANT TO HAVE CHILDREN ..... 1 0</p> <p>D. I USE CONDOMS WITH ALL MY OTHER PARTNERS ..... 1 0</p> <p>E. HE IS NOT A CLIENT..... 1 0</p> <p>F. HE DOES NOT KNOW THAT I AM A SEX WORKER..... 1 0</p> <p>G. WE USE OTHER FAMILY PLANNING METHODS..... 1 0</p> <p>H. WE TRUST EACH OTHER..... 1 0</p> <p>I. HE DOES NOT GET PLEASURE.. 1 0</p> <p>J. OTHER.....97 (SPECIFY)</p> <p>K. DON'T KNOW.....98</p> <p>L. NO ANSWER.....99</p>	15
13	<p>What are the reasons for <b>using</b> condoms with your husband/co-habiting partner?</p> <p><b>DO NOT READ RESPONSES. CIRCLE 1 FOR REASONS MENTIONED. CIRCLE 0 FOR REASONS NOT MENTIONED.</b></p>	<p><b>YES NO</b></p> <p>A. FAMILY PLANNING..... 1 0</p> <p>B. PROTECTION FROM HIV ..... 1 0</p> <p>C. HE KNOWS THAT I AM A SEX WORKER..... 1 0</p> <p>D. HE INSISTS.....1 0</p> <p>E. I IMPOSE.....1 0</p> <p>F. I DO NOT TRUST HIM.....1 0</p> <p>G. AVOID GETTING STL.....1 0</p> <p>H. OTHER.....97 (SPECIFY)</p> <p>I. DON'T KNOW.....98</p> <p>J. NO ANSWER.....99</p>	
14	<p>Was a condom used the <b>last time</b> you had sex with your husband/ co-habiting partner?</p>	<p>YES .....1</p> <p>NO .....0</p> <p>NO ANSWER.....99</p>	

No.	QUESTIONS AND FILTERS	CODING CATEGORIES	SKIP
15	<p>Some people like to have sex in different ways, such as oral, vaginal, anal, etc. Now I would like to ask you a few questions regarding anal sex with you husband/co-habiting partner. I assure you of the confidentiality of the information provided. Please let me know if you do not want to answer any of these questions.</p> <p>Has your husband/co-habiting partner ever asked you for anal sex?</p>	<p>YES .....1</p> <p>NO .....0</p> <p>NO ANSWER.....99</p>	19
16	Have you ever had anal sex with your husband/co-habiting partner?	<p>YES .....1</p> <p>NO .....0</p> <p>NO ANSWER.....99</p>	19
17	<p>How many times did you have anal sex with your husband/co-habiting partner in the <b>last 3 months</b>?</p> <p><b>RECORD '00' IF NONE</b></p>	<p>NUMBER . . . . .</p>	
18	Was a condom used the last time you had anal sex with your husband/co-habiting partner?	<p>YES .....1</p> <p>NO .....0</p> <p>NO ANSWER.....99</p>	
19	<p>Do you think your husband/co-habiting partner has sexual relationships with any other women?</p> <p><b>“OTHER WOMEN” INCLUDE WIFE OR OTHER WIVES.</b></p>	<p>YES .....1</p> <p>NO.....0</p> <p>DON'T KNOW .....98</p> <p>NO ANSWER .....99</p>	21



No.	QUESTIONS AND FILTERS	CODING CATEGORIES	SKIP
20	<p>Who are these women?</p> <p><b>DO NOT READ RESPONSES. CIRCLE 1 FOR TYPES OF WOMEN MENTIONED. CIRCLE 0 FOR TYPES NOT MENTIONED.</b></p> <p><b>PROBE FOR LOCATION IN TERMS OF WHETHER THE WOMAN IS FROM WITHIN THE CITY/TOWN WHERE YOU ARE CONDUCTING THE INTERVIEW OR FROM OUTSIDE.</b></p>	<p><b>YES NO</b></p> <p>A. WIFE WITHIN CITY/TOWN.....1 0</p> <p>B. WIFE OUTSIDE CITY/TOWN ... ..1 0</p> <p>C. SEX WORKER WITHIN CITY/TOWN.....1 0</p> <p>D. SEX WORKER OUTSIDE CITY/TOWN. 1 0</p> <p>E. OTHER WOMEN WITHIN CITY/TOWN. 1 0</p> <p>F. OTHER WOMEN OUTSIDE CITY/TOWN 1 0</p> <p>G. DON'T KNOW.....98</p> <p>H. NO ANSWER.....99</p>	
21	<p>Apart from your husband/co-habiting partner that we talked about, did you ever have any other <b>non-paying</b> sexual partners so far in your life?</p>	<p>YES .....1</p> <p>NO .....0</p> <p>DON'T KNOW .....98</p> <p>NO ANSWER .....99</p>	<p>→ V-2</p> <p>VI</p>

*SECTION V: NON-COMMERCIAL SEX PARTNERS*

No.	QUESTIONS AND FILTERS	CODING CATEGORIES	SKIP
1	<p>Now I would like to ask you about your non-paying sexual partners, i.e., those other than your paying clients.</p> <p>Apart from the paying clients that come to you, did you ever have any <b>non-paying</b> sexual partners?</p>	<p>YES.....1  NO.....0  DON'T KNOW.....98  NO ANSWER.....99</p> <p align="right">}</p>	VI
2	<p>How many such (other) non-paying sexual partners did you have so far in your life?</p>	<div align="right"><input type="text"/><input type="text"/></div> <p><i>NUMBER OF PARTNERS. ....</i></p>	
3	<p>With how many of these (other) non-paying partners did you have sex in the last 12 months?</p>	<div align="right"><input type="text"/><input type="text"/></div> <p><i>NUMBER OF PARTNERS. ....</i></p>	
4	<p>How many of these (other) non-paying partners were <b>new</b> sexual partners in the last 12 months?</p>	<div align="right"><input type="text"/><input type="text"/></div> <p><i>NUMBER OF NEW PARTNERS. ...</i></p>	

No.	QUESTIONS AND FILTERS	CODING CATEGORIES	SKIP
5	<p>Now I would like to know some more details about your (other) non-paying partners that you had sex with. I assure you of the confidentiality of the information provided. Please let me know if you do not want to answer any of these questions.</p> <p>Let us start with the most recent (other) non-paying sex partner.</p> <p>How long ago did you have/had sex with this partner for the <b>first time</b>?</p> <p><b>RECORD IN WEEKS IF LESS THAN 1 MONTH. RECORD IN MONTHS IF MORE THAN A MONTH BUT LESS THAN A YEAR. RECORD IN YEAR IF MORE THAN 12 MONTHS. RECORD '00' IN WEEKS IF LESS THAN A WEEK.</b></p>	<p>WEEKS.....1</p> <p>MONTHS.....2</p> <p>YEARS .....3</p> <p>DON'T KNOW.....98</p> <p>NO ANSWER.....99</p>	
6	<p>How old was he when you first had sex with him?</p>	<p>AGE IN COMPLETED YEARS. . .</p>	
7	<p>How long ago did you have sex with this partner for the <b>last time (most recent sex encounter)</b>?</p> <p><b>RECORD IN DAYS IF LESS THAN A WEEK. RECORD IN WEEKS IF LESS THAN 1 MONTH. RECORD IN MONTHS IF MORE THAN A MONTH BUT LESS THAN A YEAR. RECORD IN YEAR IF MORE THAN 12 MONTHS.</b></p>	<p>DAYS.....1</p> <p>WEEKS .....2</p> <p>MONTHS .....3</p> <p>YEARS .....4</p>	
8	<p>Is this relationship still continuing?</p>	<p>YES..... 1</p> <p>NO..... 0</p> <p>NO ANSWER.....99</p>	

No.	QUESTIONS AND FILTERS	CODING CATEGORIES	SKIP
9	Where is (was) he from? Where does (did) he live?	CITY/VILLAGE _____ DISTRICT _____ STATE _____ COUNTRY _____ DON'T KNOW .....98 NO ANSWER ..... 99	
10	What is (was) his caste?  <i>RECORD VERBATIM</i>	CASTE _____  DON'T KNOW ..... 98 <b>NO ANSWER.....99</b>	
11	What is (was) his religion?	HINDU ..... 1 ISLAM ..... 2 CHRISTIAN ..... 3 BUDDHIST ..... 4 JAIN ..... 5 OTHER ..... 97 (SPECIFY) DON'T KNOW ..... 98 <b>NO RESPONSE ..... 99</b>	
12	What does (did) he mainly do to earn income?  <b>DO NOT READ RESPONSES. CIRCLE ONLY ONE CODE.</b>	DOES NOT WORK/IS NOT WORKING .....1 BUSINESS ..... 2 (SPECIFY) GOVT EMPLOYMENT ..... 3 (SPECIFY) DAILY LABOURER ..... 4 (SPECIFY) AGRICULTURE ..... 5 FACTORY WORKER ..... 6 TRANSPORT ..... 7 (SPECIFY) OTHER ..... 97 (SPECIFY) DON'T KNOW ..... 98 NO ANSWER ..... 99	
13	Did you ever live or stay with this partner?	YES ..... 1 NO ..... 0 NO ANSWER ..... 99	

13A	CHECK Q5 AND Q7 AND MARK THE DURATION OF RELATIONSHIP WITH THE PERSON:	DURATION > 1 MONTH..... 1 DURATION < 1 MONTH..... 2 OTHER.....97	} } 15
-----	--	--	--------------

No.	QUESTIONS AND FILTERS	CODING CATEGORIES	SKIP
14	In a usual month, how many times do you (did you used to) have sex with this partner?	TIMES PER MONTH . . . . . <input type="text"/> <input type="text"/>	16
15	In a usual week, how many times do you (did you used to) have sex with this partner?	TIMES PER WEEK . . . . . <input type="text"/> <input type="text"/>	
16	Does (Did) this partner know that you're a sex worker?	YES ..... 1 NO ..... 0	18
17	Does (Did) he provide you any support in relation to sex work?  <i>DO NOT READ RESPONSES. CIRCLE 1 FOR SUPPORTS MENTIONED. CIRCLE 0 FOR SUPPORTS NOT MENTIONED.</i>	<b>YES..... NO</b> A. POLICE ARREST ..... 1 0 B. GOONDA PROBLEM..... 1 0 C. FIXING CLIENTS ..... 1 0 D. NO SUPPORT ..... 1 0 E. OTHER.....97 (SPECIFY) F. DON'T KNOW .....98 G. NO ANSWER.....,99	
18	Does (Did) he provide you or your family any kind of economic support?	YES ..... 1 NO..... 0 NO ANSWER..... 99	
19	Do (Did) you support him economically?	YES ..... 1 NO..... 0 NO ANSWER..... 99	
20	Are (Were) you normally under the influence of alcohol when you have (used to have) sex with this partner?	YES ..... 1 NO..... 0 NO ANSWER..... 99	
21	Is (Was) this partner normally under the influence of alcohol when he has (used to have) sex with you?	YES ..... 1 NO..... 0 NO ANSWER..... 99	
22	How often is (was) a condom used when you have (used to have) sex with this partner?	NEVER (0%) .....1 SOMETIMES (< 50%) .....2 FREQUENTLY (≥ 50%) .....3 ALWAYS (100%) .....4	24

No.	QUESTIONS AND FILTERS	CODING CATEGORIES	SKIP
23	What are (were) the reasons for <b>not</b> using condoms with this partner?  <b>DO NOT READ RESPONSES. CIRCLE 1 FOR REASONS MENTIONED. CIRCLE 0 FOR REASONS NOT MENTIONED.</b>	<div style="text-align: right;">YES NO</div> A. HE DOESN'T WANT TO USE.....1 0 B. I CAN NOT USE WITH PARTNER..1 0 C. WANT TO HAVE CHILDREN .....1 0 D. I USE CONDOMS WITH ALL MY OTHER PARTNERS.....1 0 E. HE IS NOT A CLIENT .....1 0 F. HE DOES NOT KNOW THAT I AM A SEX WORKER .....1 0 G. WE USE OTHER FAMILY PLANNING METHODS..... 1 0 H. WE TRUST EACH OTHER..... 1 0 I. HE DOES NOT GET PLEASURE.. 1 0 J. OTHER.....97 (SPECIFY) K. DON'T KNOW.....98 L. NO ANSWER.....99	27
24	What are the reasons for using condoms with this partner?  <b>DO NOT READ RESPONSES. CIRCLE 1 FOR REASONS MENTIONED. CIRCLE 0 FOR REASONS NOT MENTIONED.</b>	<div style="text-align: right;">YES NO</div> A. FAMILY PLANNING .....1 0 B. PROTECTION FROM HIV .....1 0 C. HE KNOWS THAT I AM A SEX WORKER .....1 0 D. HE INSISTS.....1 0 E. I IMPOSE.....1 0 F. I DO NOT TRUST HIM.....1 0 G. AVOID GETTING STI's....1 0 H. OTHER.....97 (SPECIFY) I. DON'T KNOW.....98 J. NO ANSWER .....99	
24A	<b>CHECK Q 22 AND MARK:</b>	PARTNER ALWAYS USES CONDOMS.....1 SOMETIMES /FREQUENTLY.....2	26 →
25	How long ago did you start <b>using</b> a condom every time you have/had sex with this partner?	MONTHS .....1 YEARS .....2 DON'T KNOW.....98 NO ANSWER.....99	
26	Was a condom used when you <b>last</b> had sexual intercourse with this partner?	YES.....1 NO.....0 NO ANSWER..... 99	

No.	QUESTIONS AND FILTERS	CODING CATEGORIES	SKIP
27	<p>[Some people like to have sex in different ways, such as oral, vaginal, anal, etc. Now I would like to ask you a few questions regarding anal sex with you husband/co-habiting partner. I assure you of the confidentiality of the information provided. Please let me know if you do not want to answer any of these questions.]</p> <p>Has (Did) this partner ever ask you for anal sex?</p>	<p>YES ..... 1</p> <p>NO ..... 0</p> <p>NO ANSWER ..... 99</p>	31
28	Have/did you ever had/have anal sex with this partner?	<p>YES ..... 1</p> <p>NO ..... 0</p> <p>NO ANSWER ..... 99</p>	31
29	<p>How many times did you have anal sex with this partner in the last 3 months?</p> <p><b>RECORD '00' IF NONE</b></p>	<p>NUMBER . . . . .</p> <div style="border: 1px solid black; width: 40px; height: 20px; margin-left: 100px;"></div>	
30	The last time you had anal sex with this partner, was a condom used?	<p>YES ..... 1</p> <p>NO ..... 0</p> <p>NO ANSWER ..... 99</p>	
31	<p>Do you think he has/had sexual relationships with any other women?</p> <p><b>“OTHER WOMEN” INCLUDE WIFE OR OTHER WIVES</b></p>	<p>YES ..... 1</p> <p>NO ..... 0</p> <p>NO ANSWER ..... 99</p>	33
32	<p>Who are these women?</p> <p><b>DO NOT READ RESPONSES. CIRCLE 1 FOR TYPES OF WOMEN MENTIONED. CIRCLE 0 FOR TYPES NOT MENTIONED.</b></p> <p><b>PROBE FOR LOCATION IN TERMS OF WHETHER THE WOMAN IS FROM WITHIN THE CITY/TOWN WHERE YOU ARE CONDUCTING THE INTERVIEW OR FROM OUTSIDE.</b></p>	<p><b>YES NO</b></p> <p>A. WIFE WITHIN CITY/TOWN .....1 0</p> <p>B. WIFE OUTSIDE CITY/TOWN .....1 0</p> <p>C. SEX WORKER WITHIN CITY/TOWN.....1 0</p> <p>D. SEX WORKER OUTSIDE CITY/TOWN. ....1 0</p> <p>E. OTHER WOMEN WITHIN CITY/TOWN. ....1 0</p> <p>F. OTHER WOMEN OUTSIDE CITY/TOWN .....1 0</p> <p>G. DON'T KNOW .....98</p> <p>H. NO ANSWER.....99</p>	



No.	QUESTIONS AND FILTERS	CODING CATEGORIES	SKIP
32A	CHECK Q 2 AND MARK:	ONLY ONE NON-PAYING PARTNER.....1 MORE THAN ONE NON-PAYING PARTNER.....2	VI
	<p>Now I would like to ask you some questions about your non-paying sexual partners previous to the ones we have just discussed. Let us now start with the 2<sup>nd</sup> last non-paying partner that you had.</p> <p><b>IF THE RESPONDENT HAD ONLY 2 NON-COMMERCIAL SEX PARTNERS IN HER LIFE-TIME (Q2), ASK QUESTIONS 33-41 FOR THE 2<sup>ND</sup> LAST PARTNER. IF THE RESPONDENT HAD 3 OR MORE NON-COMMERCIAL SEX PARTNERS IN HER LIFE-TIME (Q2), ASK QUESTIONS 33-41 FOR THE 3<sup>RD</sup> LAST PARTNER.</b></p>		
		2 <sup>ND</sup> LAST PARTNER	3 <sup>RD</sup> LAST PARTNER
33	How old was he when you first had sex with him?	AGE..... <div style="display: flex; justify-content: flex-end; align-items: center;"> <div style="border: 1px solid black; width: 20px; height: 20px; margin-right: 5px;"></div> <div style="border: 1px solid black; width: 20px; height: 20px;"></div> </div> DON'T KNOW.....98 NO ANSWER.....99	AGE..... <div style="display: flex; justify-content: flex-end; align-items: center;"> <div style="border: 1px solid black; width: 20px; height: 20px; margin-right: 5px;"></div> <div style="border: 1px solid black; width: 20px; height: 20px;"></div> </div> DON'T KNOW.....98 NO ANSWER.....99
34	Where is (was) he from? Where does (did) he live?	CITY/VILLAGE_____ DISTRICT_____ STATE_____ COUNTRY_____ DON'T KNOW.....98 NO ANSWER.....99	CITY/VILLAGE_____ DISTRICT_____ STATE_____ COUNTRY_____ DON'T KNOW.....98 NO ANSWER.....99
35	What is/was his marital status?	CURRENTLY MARRIED.....1 SEPARATED.....2 DIVORCED.....3 WIDOWED.....4 NEVER MARRIED.....5 COHABITING .....6 DON'T KNOW.....98 NO ANSWER.....99	CURRENTLY MARRIED.....1 SEPARATED.....2 DIVORCED.....3 WIDOWED.....4 NEVER MARRIED.....5 COHABITING .....6 DON'T KNOW.....98 NO ANSWER.....99
36	What is (was) his religion?	HINDU.....1 ISLAM.....2 CHRISTIAN.....3 BUDDHIST.....4 JAIN.....5 OTHER.....97 (SPECIFY)	HINDU.....1 ISLAM.....2 CHRISTIAN.....3 BUDDHIST.....4 JAIN.....5 OTHER.....97 (SPECIFY)

		DON'T KNOW.....98 <i><b>NO RESPONSE.....99</b></i>	DON'T KNOW.....98 <i><b>NO RESPONSE.....99</b></i>	
37	How long ago did you have/had sex with this partner for the <b>first time</b> ?	WEEKS.....1 MONTHS.....2 YEARS.....3 DON'T KNOW.....98 NO ANSWER.....99	WEEKS.....1 MONTHS.....2 YEARS.....3 DON'T KNOW.....98 NO ANSWER.....99	

No.	QUESTIONS AND FILTERS	CODING CATEGORIES		SKIP
		2 <sup>ND</sup> LAST PARTNER	3 <sup>RD</sup> LAST PARTNER	
38	Is this relationship still continuing?	YES.....1 NO.....0	YES.....1 NO.....0	
39	How many times in a normal month/week do (did) you have sex with this partner?	TIMES PER WEEK... TIMES PER MONTH	TIMES PER WEEK... TIMES PER MONTH	
40	How long ago did you have sex with this partner for the <b>last time (most recent sex encounter)</b> ?	DAYS.....1 WEEKS .....2 MONTHS.....3 YEARS .....4 DON'T KNOW.....98 NO ANSWER.....99	DAYS.....1 WEEKS .....2 MONTHS.....3 YEARS .....4 DON'T KNOW.....98 NO ANSWER.....99	
41	How often is (was) condoms used with this partner?	NEVER (0%).....1 SOMETIMES (<50%).....2 FREQUENTLY (>=50%).....3 ALWAYS (100%).....4	NEVER (0%).....1 SOMETIMES (<50%).....2 FREQUENTLY (>=50%).....3 ALWAYS (100%).....4	

**SECTION-VI: SEX WORK AND CLIENTS**

No.	QUESTIONS AND FILTERS	CODING CATEGORIES	SKIP
1	<p>Now I would like to ask you a few questions regarding sex work and your paying clients. I assure you of the confidentiality of the information provided. Please let me know if you do not want to answer any of these questions.</p> <p>How old were you when you first had sexual intercourse?</p>	<p><i>AGE IN COMPLETED YEARS.....</i> <input type="text"/> <input type="text"/></p> <p>DON'T KNOW.....98 NO RESPONSE.....99</p>	

No.	QUESTIONS AND FILTERS	CODING CATEGORIES	SKIP
2	How old were you when you first started sex work?	<div> <div></div> <div></div> </div> AGE IN COMPLETED YEARS.....  DON'T KNOW .....98 NO RESPONSE.....99	
3	How many days in a typical month do you entertain clients?	<div> <div></div> <div></div> </div> NUMBER OF DAYS/MONTH..... DON'T KNOW .....98 NO ANSWER .....99	
4	How many clients do you entertain in a typical working day?	<div> <div></div> <div></div> </div> NUMBER OF CLIETS/DAY..... DON'T KNOW .....98 NO ANSWER .....99	
5	Did the client you <b>entertained last</b> use a condom?  Nµ²wµ‡@± „ˆ < xîµ²â°vSµ š@°„Âµ²°S@ î@¾⁄⁄⁄- mu@ TŠ⁻ O‡@±± N⁻°lµ²°°/xŠµ²°uÂ@w@±Ý ...;@>u@ÛŠµ°?	YES .....1 NO.....0 DON'T KNOW..... .....98 NO ANSWER .....99	
6	In the <b>last month</b> have you had the experience of a condom breaking while it is being used?	YES .....1 NO.....0 DON'T KNOW..... .....98 NO ANSWER .....99	8
7	How many times in the <b>last month</b> did you experience condom breakage?	<div> <div></div> <div></div> </div> NUMBER..... DON'T KNOW.....98 NO ANSWER .....99	
8	Are you normally under the influence of alcohol when you have sex with your clients?	YES .....1 NO.....0 NO ANSWER .....99	

No.	QUESTIONS AND FILTERS	CODING CATEGORIES	SKIP
9	Are your clients normally under the influence of alcohol when they have sex with you?	YES .....1 NO.....0 NO ANSWER .....99	

No.	QUESTIONS AND FILTERS	CODING CATEGORIES	SKIP
10	<p>Now I would like to ask you a few questions regarding your new or occasional clients. I assure you of the confidentiality of the information provided. Please let me know if you do not want to answer any of these questions.</p> <p>In general, how often are condoms used when you have sex with <b>new/occasional</b> clients?</p>	<p>NEVER (0%).....1</p> <p>SOMETIMES (&lt; 50%) ..... 2</p> <p>FREQUENTLY (≥ 50%) ..... 3</p> <p>ALWAYS (100%)..... 4</p>	<p>13</p> <p>12</p>
11	<p>Since when have condoms been used <b>every time</b> you have sex with your new/occasional clients?</p>	<p>WEEKS .....1</p> <p>MONTHS.....2</p> <p>YEARS.....3</p> <p>NO ANSWER.....99</p>	
12	<p>What are the reasons for using condoms with new/occasional clients?</p> <p><b>DO NOT READ RESPONSES. CIRCLE 1 FOR REASONS MENTIONED. CIRCLE 0 FOR REASONS NOT MENTIONED.</b></p>	<p><b>YES NO</b></p> <p>A. FAMILY PLANNING .....1 0</p> <p>B. PROTECTION FROM HIV .....1 0</p> <p>C. CLIENTS KNOW THAT I AM A SEX WORKER .....1 0</p> <p>D. CLIENTS INSIST.....1 0</p> <p>E. I IMPOSE.....1 0</p> <p>F. I DO NOT TRUST CLIENTS...1 0</p> <p>G. AVOID GETTING STI's.....1 0</p> <p>H. OTHER.....97 (SPECIFY)</p> <p>I. DON'T KNOW.....98</p> <p>J. NO ANSWER.....99</p>	<p>14</p>

No.	QUESTIONS AND FILTERS	CODING CATEGORIES	SKIP
13	<p>What are the reasons for <b>not</b> using condoms with <b>new/occasional clients</b>?</p> <p><b>DO NOT READ RESPONSES. CIRCLE 1 FOR REASONS MENTIONED. CIRCLE 0 FOR REASONS NOT MENTIONED.</b></p>	<p><b>YES NO</b></p> <p>A. THEY DO'NT WANT TO USE..... 1 0</p> <p>B. OFFER MORE MONEY ..... 1 0</p> <p>C. WANT TO HAVE CHILDREN ..... 1 0</p> <p>D. THREATEN ME NOT TO USE.....1 0</p> <p>E. I DO NOT WANT TO USE.....1 0</p> <p>F. I CHOOSE HEALTHY CLIENTS..1 0</p> <p>G. I DO'NT WANT TO LOOSE CLIENTS.....1 0</p> <p>H. I AM ALREADY INFECTED.....1 0</p> <p>I. OTHER.....97</p> <p>(SPECIFY)</p> <p>J. DON'T KNOW .....98</p> <p>K. NO ANSWER.....99</p>	15
14	The last time you had sex with a <b>new/occasional client</b> , did he use a condom?	<p>YES..... 1</p> <p>NO ..... 0</p> <p>NO ANSWER..... 99</p>	
15	Do your <b>new (occasional)</b> clients ever ask you to have anal intercourse with them?	<p>YES..... 1</p> <p>NO ..... 0</p> <p>NO ANSWER..... 99</p>	19
16	Approximately, how many of your <b>new (occasional) clients</b> per month ask for anal intercourse?	<p>NUMBER.....</p> <div style="border: 1px solid black; width: 40px; height: 20px; display: inline-block; vertical-align: middle;"></div>	
17	Have you ever had anal sex with new/occasional clients?	<p>YES..... 1</p> <p>NO ..... 0</p> <p>NO ANSWER..... 99</p>	19
18	Was a condom used the <b>last time</b> you had anal intercourse with a <b>new (occasional) client</b> ?	<p>YES..... 1</p> <p>NO ..... 0</p>	



No.	QUESTIONS AND FILTERS	CODING CATEGORIES	SKIP
19	Do you have any <b>repeat clients</b> ?	YES.....1 NO.....0 →	24
20	How many repeat clients do you currently have?	NUMBER..... <input type="text"/> <input type="text"/>	
21	In total, how many times did you have sex with a client in the <b>last one week</b> ?	NUMBER..... <input type="text"/> <input type="text"/>	
22	Of these, how many sex acts were with the repeat clients?	NUMBER..... <input type="text"/> <input type="text"/>	
23	How many different repeat clients did you have sex with in the <b>last 3 months</b> ?	NUMBER..... <input type="text"/> <input type="text"/> →	25
24	Have you ever had <b>repeat clients</b> ?	YES.....1 NO.....0 →	61
25	Did the <b>repeat client</b> you last had sex with use condom at that time?	YES.....1 NO.....0	
26	Now I would like you to provide me with some more detailed information about the repeat (regular) client that you had sex with most recently. I assure you the confidentiality of the information provided. Please let me know if you do not want to answer any of these questions.  How old is/was he?	AGE IN COMPLETED YEARS: <input type="text"/> <input type="text"/>	

No.	QUESTIONS AND FILTERS	CODING CATEGORIES	SKIP						
27	Where is/was he from (does he live)?	CITY/VILLAGE _____  DISTRICT _____ STATE _____  COUNTRY _____  NO ANSWER ..... 99							
28	What is/was his marital status?	<i><b>MARRIED</b></i> ..... 1 <i><b>UNMARRIED</b></i> ..... 2 <i><b>WIDOWER</b></i> ..... 3 SEPARATED..... 4 DIVORCED ..... 5							
29	What is/was his religion?	HINDU ..... 1 ISLAM ..... 2 CHRISTIAN ..... 3 BUDDHIST..... 4 JAIN ..... 5 OTHER _____ 97 (SPECIFY) DON'T KNOW ..... 98 <i><b>NO RESPONSE</b></i> ..... 99							
30	How long ago did you have sex with <b>this repeat client</b> for the <b>first time</b> ?  <b>RECORD IN MONTH IF LESS THAN ONE YEAR. OTHERWISE RECORD COMPLETED YEARS. RECORD ‘00’ IN MONHTS IF &lt; A MONTH.</b>	<div>MONTHS .....1</div> <div>YEARS.....2</div> <div>NO RESPONSE.....99</div> <div><table><tr><td></td><td></td></tr><tr><td></td><td></td></tr></table></div>							
31	How long ago was the <b>last time</b> that you had sex with <b>this repeat client</b> ?  <b>RECORD IN DAYS IF LESS THAN A WEEK. RECORD IN WEEKS IF LESS THAN A MONTH. RECORD IN MONTHS IF MORE THAN A MONTH BUT LESS THAN A YEAR.</b>	<div>DAYS .....1</div> <div>WEEKS .....2</div> <div>MONTHS .....3</div> <div>NO RESPONSE.....99</div> <div><table><tr><td></td><td></td></tr><tr><td></td><td></td></tr><tr><td></td><td></td></tr></table></div>							

31A	<b>CHECK Q.37 &amp; Q.38 AND MARK THE DURATION OF RELATIONSHIP WITH THE PERSON.</b>	DURATION < 1 MONTH.....1 DURATION >1 MONTH.....2 OTHER.....97	→ 33
32	How many times in a normal month do/did you have sex with this repeat client?	<div style="text-align: right;"> <div style="border: 1px solid black; width: 30px; height: 20px; display: inline-block;"></div> <div style="border: 1px solid black; width: 30px; height: 20px; display: inline-block;"></div> </div> NUMBER: .....	→ 34
33	How many times in a normal week do/did you have sex with this repeat client?	<div style="text-align: right;"> <div style="border: 1px solid black; width: 30px; height: 20px; display: inline-block;"></div> <div style="border: 1px solid black; width: 30px; height: 20px; display: inline-block;"></div> </div> NUMBER: .....	

No.	QUESTIONS AND FILTERS	CODING CATEGORIES	SKIP
34	Are/were you normally under the influence of alcohol when you have/had sex with this repeat client?	YES..... 1 NO .....0 NO ANSWER.....99	
35	Is/was this repeat client normally under the influence of alcohol when he has/had sex with you?	YES..... 1 NO .....0 NO ANSWER.....99	
36	How often are/were condoms used during sex with this repeat client?	NEVER (0%) .....1 SOMETIMES (< 50%) .....2 FREQUENTLY (> 50%) .....3 ALWAYS (100%) .....4	} 38

37	<p>What are/were the reasons to <b>not</b> using condoms when having sex with this repeat client?</p> <p><b>DO NOT READ RESPONSES. CIRCLE 1 FOR REASONS MENTIONED. CIRCLE 0 FOR REASONS NOT MENTIONED.</b></p>	<p><b>YES NO</b></p> <p>A. HE DOESN'T WANT TO USE ..... 1 0</p> <p>B. I CAN NOT USE WITH REPEAT CLIENT ..... 1 0</p> <p>C. WANT TO HAVE CHILDREN ..... 1 0</p> <p>D. I USE CONDOMS WITH ALL MY NEW CLIENTS ..... 1 0</p> <p>E. HE IS NOT STRANGER ..... 1 0</p> <p>F. HE IS HEALTHY ..... 1 0</p> <p>G. WE USE OTHER FAMILY PLANNING METHODS ..... 1 0</p> <p>H. OTHER ..... 97 (SPECIFY)</p> <p>H. DON'T KNOW ..... 98</p> <p>I. NO ANSWER ..... 99</p>	40
38	<p>What are/were the reasons for using condoms with this repeat client?</p> <p><b>DO NOT READ RESPONSES. CIRCLE 1 FOR REASONS MENTIONED. CIRCLE 0 FOR REASONS NOT MENTIONED.</b></p>	<p>A. FAMILY PLANNING ..... 1 0</p> <p>B. PROTECTION FROM HIV ..... 1 0</p> <p>C. I AM A SEX WORKER ..... 1 0</p> <p>D. HE INSISTS ..... 1 0</p> <p>E. I IMPOSE ..... 1 0</p> <p>F. I DO NOT TRUST HIM ..... 1 0</p> <p>G. AVOID GETTING STI'S ..... 1 0</p> <p>H. DON'T KNOW ..... 98</p> <p>I. NO ANSWER ..... 99</p>	
39	<p>Was a condom used the <b>last time</b> you had sex with him?</p>	<p>YES ..... 1</p> <p>NO ..... 0</p>	
40	<p>Has this repeat client ever asked you for anal sex?</p>	<p>YES ..... 1</p> <p>NO ..... 0</p> <p>NO ANSWER ..... 99</p>	43

No.	QUESTIONS AND FILTERS	CODING CATEGORIES	SKIP
41	Have you ever had anal sex with <b>this repeat client</b> ?	YES.....1 NO .....0 NO ANSWER.....99	43
42	The last time you had anal sex with <b>this repeat client</b> , was a condom used?	YES.....1 NO .....0	
43	Do you think <b>this repeat client</b> has/had sexual relations with other women?  <b>“OTHER WOMEN” INCLUDE WIFE OR OTHER WIVES.</b>	YES.....1 NO .....0 DON'T KNOW.....98 NO ANSWER.....99	44A
44	Who are those women?  <b>DO NOT READ RESPONSES. CIRCLE 1 FOR TYPES OF WOMEN MENTIONED. CIRCLE 0 FOR TYPES NOT MENTIONED.</b>  <b>PROBE FOR LOCATION IN TERMS OF WHETHER THE WOMAN IS FROM WITHIN THE CITY/TOWN WHERE YOU ARE CONDUCTING THE INTERVIEW OR FROM OUTSIDE.</b>	<b>YES NO</b> A. WIFE IN THIS TOWN.....1 0 B. WIFE OUTSIDE THIS TOWN .....1 0 C. SEX WORKERS IN THIS CITY/TOWN .....1 0 D. SEX WORKERS OUTSIDE CITY/PLACE .....1 0 E. OTHER WOMEN IN THIS CITY/TOWN .....1 0 F. OTHER WOMEN OUTSIDE THIS CITY/TOWN .....1 0	
44A	<b>CHECK Q27 AND MARK:</b>	ONLY ONE REPEAT CLIENT.....1 MORE THAN ONE REPEAT CLIENT.....2	54

45	Now I would like to ask you some questions about your repeat clients previous to the ones we have just discussed. Let us now start with the 2 <sup>nd</sup> last repeat client that you had.  <b>IF THE RESPONDENT CURRENTLY HAS ONLY 2 REPEAT CLIENTS (Q27), ASK QUESTIONS 52-60 FOR THE 2<sup>ND</sup> LAST REPEAT CLIENT. IF THE RESPONDENT CURRENTLY HAS 3 OR MORE REPEAT CLIENTS (Q27), ASK QUESTIONS 52-60 FOR THE 3<sup>RD</sup> LAST REPEAT CLIENT.</b>		
45		<b>2<sup>ND</sup> LAST REPEAT CLIENT</b>  AGE..... DON'T KNOW.....98 NO ANSWER.....99	<b>3<sup>RD</sup> LAST REPEAT CLIENT</b>  AGE..... DON'T KNOW.....98 NO ANSWER.....99
46	How old was he when you first had sex with him?	CITY/VILLAGE_____ DISTRICT_____ STATE_____ COUNTRY_____ DON'T KNOW.....98 NO ANSWER.....99	CITY/VILLAGE_____ DISTRICT_____ STATE_____ COUNTRY_____ DON'T KNOW.....98 NO ANSWER.....99
		<b>2<sup>ND</sup> LAST REPEAT CLIENT</b>	<b>3<sup>RD</sup> LAST REPEAT CLIENT</b>
47	What is (was) the current marital status of this person?	CURRENTLY MARRIED.....1 SEPARATED.....2 DIVORCED.....3 WIDOWED.....4 NEVER MARRIED.....5 COHABITING .....6 DON'T KNOW.....98 NO ANSWER.....99	CURRENTLY MARRIED.....1 SEPARATED.....2 DIVORCED.....3 WIDOWED.....4 NEVER MARRIED.....5 COHABITING .....6 DON'T KNOW.....98 NO ANSWER.....99
48	What is (was) his religion?	HINDU.....1 ISLAM.....2 CHRISTIAN.....3 BUDDHIST.....4 JAIN.....5 OTHER.....97 (SPECIFY) DON'T KNOW.....98 NO ANSWER.....99	HINDU.....1 ISLAM.....2 CHRISTIAN.....3 BUDDHIST.....4 JAIN.....5 OTHER.....97 (SPECIFY) DON'T KNOW.....98 NO ANSWER.....99

49	How long ago did you have/had sex with this partner for the <b>first time</b> ?	WEEKS.....1 <table border="1"><tr><td></td><td></td></tr><tr><td></td><td></td></tr><tr><td></td><td></td></tr></table> MONTHS.....2 <table border="1"><tr><td></td><td></td></tr><tr><td></td><td></td></tr><tr><td></td><td></td></tr></table> YEARS.....3 <table border="1"><tr><td></td><td></td></tr><tr><td></td><td></td></tr><tr><td></td><td></td></tr></table> DON'T KNOW.....98 NO ANSWER.....99																			WEEKS.....1 <table border="1"><tr><td></td><td></td></tr><tr><td></td><td></td></tr><tr><td></td><td></td></tr></table> MONTHS.....2 <table border="1"><tr><td></td><td></td></tr><tr><td></td><td></td></tr><tr><td></td><td></td></tr></table> YEARS.....3 <table border="1"><tr><td></td><td></td></tr><tr><td></td><td></td></tr><tr><td></td><td></td></tr></table> DON'T KNOW.....98 NO ANSWER.....99																														
50	Is this relationship still continuing?	YES.....1 NO.....0	YES.....1 NO.....0																																																
51	How many times in a normal month/week do (did) you have sex with this partner?	TIMES PER WEEK...  TIMES PER MONTH	TIMES PER WEEK...  TIMES PER MONTH																																																
52	How long ago did you have sex with this partner for the <b>last time (most recent sex encounter)</b> ?	DAYS.....1 <table border="1"><tr><td></td><td></td></tr><tr><td></td><td></td></tr><tr><td></td><td></td></tr></table> WEEKS .....2 <table border="1"><tr><td></td><td></td></tr><tr><td></td><td></td></tr><tr><td></td><td></td></tr></table> MONTHS.....3 <table border="1"><tr><td></td><td></td></tr><tr><td></td><td></td></tr><tr><td></td><td></td></tr></table> YEARS .....4 <table border="1"><tr><td></td><td></td></tr><tr><td></td><td></td></tr><tr><td></td><td></td></tr></table> DON'T KNOW.....98 NO ANSWER.....99																									DAYS.....1 <table border="1"><tr><td></td><td></td></tr><tr><td></td><td></td></tr><tr><td></td><td></td></tr></table> WEEKS .....2 <table border="1"><tr><td></td><td></td></tr><tr><td></td><td></td></tr><tr><td></td><td></td></tr></table> MONTHS.....3 <table border="1"><tr><td></td><td></td></tr><tr><td></td><td></td></tr><tr><td></td><td></td></tr></table> YEARS .....4 <table border="1"><tr><td></td><td></td></tr><tr><td></td><td></td></tr><tr><td></td><td></td></tr></table> DON'T KNOW.....98 NO ANSWER.....99																								
53	How often does (did) he use condoms with you?	NEVER (0%).....1 SOMETIMES (<50%).....2 FREQUENTLY (>=50%).....3 ALWAYS (100%).....4	NEVER (0%).....1 SOMETIMES (<50%).....2 FREQUENTLY (>=50%).....3 ALWAYS (100%).....4																																																

No.	QUESTIONS AND FILTERS		CODING CATEGORIES		SKIP
54	Now I would like to ask few questions about the 3 persons with whom you has sex most recently. It may be repetition to you to talk about the last individuals. But, it is important for us to collect this information from you. I assure you of the confidentiality of the information collected. Please let me know if you do not want to answer any of these questions.				
		MOST RECENT SEX PARTNER	2 <sup>ND</sup> MOST RECENT SEX PARTNER	3 <sup>RD</sup> MOST RECENT SEX PARTNER	
54	Who was this person?	NEW CLIENT ..... 1 REPEAT CLIENT ..... 2 NON-COMMERCIAL SEX PARTNER..... 3 COHABITING PARTNER ..... 4 HUSBAND ..... 5 OTHER_____97 (SPECIFY)	NEW CLIENT ..... 1 REPEAT CLIENT ..... 2 NON-COMMERCIAL SEXPARTNER ..... 3 COHABITING PARTNER..... 4 HUSBAND ..... 5 OTHER_____97 (SPECIFY)	NEW CLIENT..... 1 REPEAT CLIENT..... 2 NON-COMMERCIAL SEXPARTNER ..... 3 COHABITING PARTNER..... 4 HUSBAND..... 5 OTHER_____97 (SPECIFY)	
55	Was a condom used in that sex act?	YES.....1 NO.....0 <div>— ↓ VII</div>	YES.....1 NO.....0 <div>— ↓ VII</div>	YES.....1 NO.....0 <div>— ↓ VII</div>	
56	Did the condom break in that sex act?	YES ..... 1 NO ..... 2 NO ANSWER ..... 99	YES ..... 1 NO ..... 2 NO ANSWER ..... 99	YES ..... 1 NO ..... 2 NO ANSWER ..... 99	



**SECTION VII: SEX WORK AND MIGRATION**

No.	QUESTIONS AND FILTERS	CODING CATEGORIES	SKIP
1	Is this village / city / town (PLACE OF INTERVIEW) your usual place of residence?	YES..... 1 NO ..... 0	<div>→</div> 3
2	How long have you lived in this place (PLACE OF INTERVIEW)?  <b>RECORD '00' IF &lt;1 YEAR</b>	<div> <div> <div></div> <div></div> </div>           NUMBER OF YEARS:.....            SINCE BIRTH..... 97            DON'T REMEMBER..... 98            NO ANSWER..... 99         </div>	<div>           7         </div>
3	Where do you live now?	CITY/VILLAGE _____  DISTRICT _____ STATE _____  COUNTRY _____  NO ANSWER.....99	
4	How often do you come here (place of interview) from your place of residence to practise sex work?	EVERY DAY ..... 1 ONCE A WEEK ..... 2 MORE THAN ONCE A WEEK..... 3 FORTNIGHTLY ..... 4 ONCE A MONTH ..... 5	
5	How long do you normally stay in this place (place of interview) when you come for sex work?	<div> <div> <div></div> <div></div> </div>           HOURS.....1  <div> <div></div> <div></div> </div>           DAYS .....2  <div> <div></div> <div></div> </div>           WEEKS.....3  <div> <div></div> <div></div> </div>           MONTHS .....4  <div> <div></div> <div></div> </div>           YEARS .....5            DON'T KNOW..... 98            NO ANSWER..... 99         </div>	

6	Where do you normally stay when you come to this place (PLACE OF INTERVIEW) for sex work?	BUS STAND.....1 LODGE.....2 DABHA.....3 BROTHEL.....4 FRIENDS'/RELATIVES' HOUSE.....5 OTHER_____97 (SPECIFY)	
---	---	--	--

No.	QUESTIONS AND FILTERS	CODING CATEGORIES	SKIP																																
7	For how long have you been doing sex work in this city/town/village (place of interview)?	DAYS ..... 1 <table border="1" style="display: inline-table; vertical-align: middle;"><tr><td></td><td></td></tr><tr><td></td><td></td></tr><tr><td></td><td></td></tr><tr><td></td><td></td></tr></table> WEEKS..... 2 <table border="1" style="display: inline-table; vertical-align: middle;"><tr><td></td><td></td></tr><tr><td></td><td></td></tr><tr><td></td><td></td></tr><tr><td></td><td></td></tr></table> MONTHS ..... 3 <table border="1" style="display: inline-table; vertical-align: middle;"><tr><td></td><td></td></tr><tr><td></td><td></td></tr><tr><td></td><td></td></tr><tr><td></td><td></td></tr></table> YEARS ..... 4 <table border="1" style="display: inline-table; vertical-align: middle;"><tr><td></td><td></td></tr><tr><td></td><td></td></tr><tr><td></td><td></td></tr><tr><td></td><td></td></tr></table> DON'T KNOW..... 98 NO ANSWER..... 99																																	
8	Do you always solicit clients independently or do you solicit through brokers/pimps?	ALWAYS INDEPENDENTLY ..... 1 ALWAYS THROUGH BROKERS/PIMPS.2 SOMETIMES THROUGH BROKERS.....3																																	
9	Where do you solicit/get <b>most</b> of your clients at present?  <b>DO NOT READ RESPONSES. CIRCLE ONLY ONE ANSWER.</b>  <b>PUBLIC PLACES INCLUDE PARK, STREET, CINEMA HALL, TEMPLE/CHURCH/MOSQUE, BUS STAND, RAILWAY STATION, ETC.</b>	HOME ..... 1 RENTED ROOM..... 2 LODGE..... 3 DABHA ..... 4 BROTHEL..... 5 BAR/NIGHT CLUB ..... 6 VEHICLE ..... 7 PUBLIC PLACES ..... 8 SOMEONEELSE'S HOUSE.....9 OTHER .....97 (SPECIFY) NO ANSWER.....99																																	
10	For how long have you been picking up /getting clients in this place (PLACE MENTIONED IN Q9)?	DAYS ..... 1 <table border="1" style="display: inline-table; vertical-align: middle;"><tr><td></td><td></td></tr><tr><td></td><td></td></tr><tr><td></td><td></td></tr><tr><td></td><td></td></tr></table> WEEKS..... 2 <table border="1" style="display: inline-table; vertical-align: middle;"><tr><td></td><td></td></tr><tr><td></td><td></td></tr><tr><td></td><td></td></tr><tr><td></td><td></td></tr></table> MONTHS ..... 3 <table border="1" style="display: inline-table; vertical-align: middle;"><tr><td></td><td></td></tr><tr><td></td><td></td></tr><tr><td></td><td></td></tr><tr><td></td><td></td></tr></table> YEARS ..... 4 <table border="1" style="display: inline-table; vertical-align: middle;"><tr><td></td><td></td></tr><tr><td></td><td></td></tr><tr><td></td><td></td></tr><tr><td></td><td></td></tr></table>																																	

11	<p>Have you ever solicited clients in the places other than one mentioned before (PLACE MENTIONED IN Q9)?</p> <p><b>DO NOT READ RESPONSES. CIRCLE ALL THE PLACES MENTIONED.</b></p> <p><b>PUBLIC PLACES INCLUDE PARK, STREET, CINEMA HALL, TEMPLE/CHURCH/MOSQUE, BUS STAND, RAILWAY STATION, ETC.CIRCLE ONLY ONE ANSWER</b></p>	<p>HOME ..... A</p> <p>RENTED ROOM.....B</p> <p>LODGE.....C</p> <p>DABHA ..... D</p> <p>BROTHEL.....E</p> <p>BAR/NIGHT CLUB ..... F</p> <p>VEHICLE ..... G</p> <p>PUBLIC PLACES ..... H</p> <p>SOMEONE ELSE'S HOUSE.....I</p> <p>NONE.....J</p> <p>OTHER _____97</p> <p>(SPECIFY)</p> <p>NO ANSWER.....99</p>	
----	---	---	--

No.	QUESTIONS AND FILTERS	CODING CATEGORIES	SKIP								
12	<p>Where do you normally take your clients to provide sex (entertain) at present?</p> <p><b>DO NOT READ RESPONSES. CIRCLE ONLY ONE CODE.</b></p> <p><b>PUBLIC PLACES INCLUDE PARK, STREET, CINEMA HALL, TEMPLE/CHURCH/MOSQUE, BUS STAND, RAILWAY STATION, ETC.</b></p>	<p>HOME ..... 1</p> <p>RENTED ROOM..... 2</p> <p>LODGE..... 3</p> <p>DABHA ..... 4</p> <p>BROTHEL ..... 5</p> <p>BAR/NIGHT CLUB ..... 6</p> <p>VEHICLE ..... 7</p> <p>PUBLIC PLACES ..... 8</p> <p>SOMEONEELSE'S HOUSE.....9</p> <p>OTHER .....97</p> <p>(SPECIFY)</p> <p>NO ANSWER.....99</p>									
13	<p>For how long have you been providing sex (entertaining) clients in this place (PLACE MENTIONED IN Q12)?</p>	<p>DAYS ..... 1</p> <p>WEEKS ..... 2</p> <p>MONTHS ..... 3</p> <p>YEARS ..... 4</p>	<table border="1"> <tr><td></td><td></td></tr> <tr><td></td><td></td></tr> <tr><td></td><td></td></tr> <tr><td></td><td></td></tr> </table>								
14	<p>Have you ever entertained your clients in the places other than one mentioned before (PLACE MENTIONED IN Q12)?</p> <p><b>DO NOT READ RESPONSES. CIRCLE ALL THE PLACES MENTIONED.</b></p> <p><b>PUBLIC PLACES INCLUDE PARK, STREET, CINEMA HALL, TEMPLE/CHURCH/MOSQUE, BUS STAND, RAILWAY STATION, ETC.</b></p>	<p>HOME ..... A</p> <p>RENTED ROOM.....B</p> <p>LODGE.....C</p> <p>DABHA ..... D</p> <p>BROTHEL ..... E</p> <p>BAR/NIGHT CLUB ..... F</p> <p>VEHICLE ..... G</p> <p>PUBLIC PLACES ..... H</p> <p>SOMEONE ELSE'S HOUSE.....I</p> <p>NONE.....J</p> <p>OTHER .....97</p> <p>(SPECIFY)</p> <p>NO ANSWER.....99</p>									
15	<p>When you are working in this place (PLACE OF INTERVIEW) how many clients do you normally entertain per working day?</p>	<p>NUMBER ..... <table border="1"><tr><td></td><td></td></tr></table></p> <p>NO ANSWER.....99</p>									

16	Do you <b>currently</b> do sex work in any city, village, town other than this place (PLACE OF INTERVIEW)?	YES..... 1 NO ..... 0	→ 24
----	--	--------------------------	------

17	Please provide the details of the city/town/village where you are currently doing sex work other than this place (PLACE OF INTERVIEW).	
----	--	--

		PLACE 1	PLACE 2	PLACE 3
17	CITY/TOWN/VILLAGE  DISTRICT  STATE:	_____  _____  _____	_____  _____  _____	_____  _____  _____
18	How frequently do you visit this place?	EVERYDAY ..... 1 ONCE A WEEK..... 2 >ONCE A WEEK ... 3 FORTNIGHTLY ..... 4 ONCE A MONTH... 5 DON'T KNOW ..... 98 NO ANSWER ..... 99	EVERYDAY ..... 1 ONCE A WEEK ..... 2 >ONCE A WEEK ... 3 FORTNIGHTLY ..... 4 ONCE A MONTH .. 5 DON'T KNOW ..... 98 NO ANSWER ..... 99	EVERYDAY ..... 1 ONCE A WEEK ..... 2 >ONCE A WEEK .... 3 FORTNIGHTLY ..... 4 ONCE A MONTH ... 5 DON'T KNOW ..... 98 NO ANSWER ..... 99

19	How long do you stay there when you go to this place for sex work?	HOURS.....1 <input type="text"/> <input type="text"/> DAYS.....2 <input type="text"/> <input type="text"/> WEEKS.....3 <input type="text"/> <input type="text"/> MONTHS....3 <input type="text"/> <input type="text"/> YEARS.....4 <input type="text"/> <input type="text"/>	<input type="text"/> <input type="text"/> HOURS.....1 DAYS.....2 <input type="text"/> <input type="text"/> WEEKS.....3 <input type="text"/> <input type="text"/> MONTHS....3 <input type="text"/> <input type="text"/> YEARS.....4 <input type="text"/> <input type="text"/>	<input type="text"/> <input type="text"/> HOURS.....1 DAYS.....2 <input type="text"/> <input type="text"/> WEEKS.....3 <input type="text"/> <input type="text"/> MONTHS....3 <input type="text"/> <input type="text"/> YEARS.....4 <input type="text"/> <input type="text"/>
20	How many clients do you normally entertain in this place in a working day?	<input type="text"/> <input type="text"/>	<input type="text"/> <input type="text"/>	<input type="text"/> <input type="text"/>
21	How long have you been visiting that place for sex work?	DAYS.....1 <input type="text"/> <input type="text"/> WEEKS.....2 <input type="text"/> <input type="text"/> MONTHS....3 <input type="text"/> <input type="text"/> YEARS.....4 <input type="text"/> <input type="text"/>	DAYS.....1 <input type="text"/> <input type="text"/> WEEKS.....2 <input type="text"/> <input type="text"/> MONTHS....3 <input type="text"/> <input type="text"/> YEARS.....4 <input type="text"/> <input type="text"/>	DAYS.....1 <input type="text"/> <input type="text"/> WEEKS.....2 <input type="text"/> <input type="text"/> MONTHS....3 <input type="text"/> <input type="text"/> YEARS.....4 <input type="text"/> <input type="text"/>
22	How often the clients in that place use condoms with you?	NEVER (0%).....1 SOMETIMES (<50%)2 FREQUENTLY (>50%) .....3 ALWAYS (100%).....4	NEVER (0%) .....1 SOMETIMES (<50%)2 FREQUENTLY (>50%) .....3 ALWAYS (100%).....4	NEVER (0%) .....1 SOMETIMES (<50%)2 FREQUENTLY (>50%) 3 ALWAYS (100%) .....4

No.	QUESTIONS AND FILTERS	CODING CATEGORIES	SKIP
23	Other than this place ( <b>place of interview</b> ) and the place/s that you just told me about, were there any other places where you practiced sex work in the past?	YES ..... 1 NO ..... 0	25 VIII
24	Other than this place ( <b>place of interview</b> ) were there any other places where you practiced sex work in the past?	YES ..... 1 NO ..... 0	VIII

25 Please give the details of places where you practiced sex work previously.

		PLACE 1	PLACE 2	PLACE 3
25	CITY/TOWN/VILLAGE:  DISTRICT:  STATE:	   	   	   
26	What was your place of residence at that time?   CITY/TOWN/VILLAGE:  DISTRICT:  STATE:	   	   	   
27	How long ago did you start doing sex work in this place?	MONTHS. 1 <input type="text"/> <input type="text"/> YEARS.... 2 <input type="text"/> <input type="text"/>	MONTHS. 1 <input type="text"/> <input type="text"/> YEARS.... 2 <input type="text"/> <input type="text"/>	MONTHS. 1 <input type="text"/> <input type="text"/> YEARS.... 2 <input type="text"/> <input type="text"/>
28	How long ago did you stop doing sex work in this place?	MONTHS. 1 <input type="text"/> <input type="text"/> YEARS.... 2 <input type="text"/> <input type="text"/>	MONTHS. 1 <input type="text"/> <input type="text"/> YEARS.... 2 <input type="text"/> <input type="text"/>	MONTHS. 1 <input type="text"/> <input type="text"/> YEARS.... 2 <input type="text"/> <input type="text"/>
29	How many clients did you entertain in a working day at this place?	<input type="text"/> <input type="text"/>	<input type="text"/> <input type="text"/>	<input type="text"/> <input type="text"/>



30	How often did your clients in this place use condoms?	NEVER.....1 SOMETIMES.....2 FREQUENTLY....3 ALWAYS.....4	NEVER.....1 SOMETIMES.....2 FREQUENTLY....3 ALWAYS.....4	NEVER.....1 SOMETIMES...2 FREQUENTLY....3 ALWAYS.....4
----	---	---	---	---

**SECTION VIII: RISK PERCEPTION**

No.	QUESTIONS AND FILTERS	CODING CATEGORIES	SKIP
1	<p>Now I would like to ask you a few questions related to HIV. I assure you of the confidentiality of the information collected. Please let me know if you do not want to answer any of these questions.</p> <p>How long have you known about HIV/AIDS?</p>	<p>DAYS..... 1</p> <p>WEEKS..... 2</p> <p>MONTHS..... 3</p> <p>YEARS ..... 4</p>	
2	Do you yourself feel you are at risk of being infected with HIV?	<p>YES..... 1</p> <p>NO..... 0 → 4</p> <p>DON'T KNOW ..... 98 } 5</p> <p>NO ANSWER..... 99</p>	
3	Why do you feel you are at risk of being infected with HIV?	<p align="center"><b>YES NO</b></p> <p>A. I AM A SEX WORKER ..... 1 0</p> <p>B. I DO/DID NOT USE</p> <p>CONDOMS WITH CLIENTS ..... 1 0</p> <p>C. I DO/DID NOT USE CONDOMS</p> <p>WITH NON CLIENT SEX</p> <p>PARTNERS ..... 1 0</p> <p>D. HAD BLOOD TRANSFUSION... 1 0</p> <p>E. OTHER ..... 97</p> <p>(SPECIFY)</p>	
4	Why do you feel you are <b>not</b> at risk of being infected with HIV?	<p align="right"><i>YES NO</i></p> <p>A. I USE CONDOMS WITH ALL MY CLIENTS AND SEX</p> <p>PARTNERS ..... 1 0</p> <p>B. I TAKE INJECTIONS EVERY</p>	

		MONTH..... 1 0  C. MY CLIENTS AND SEX  PARTNERS ARE HEALTHY ..... 1 0  D. I ENTERTAIN LESS  CLIENTS ..... 1 0  E. OTHERS _____ 97  (SPECIFY)	
5	Have you ever taken an HIV/ AIDS test?	YES ..... 1 NO ..... 0 NO ANSWER ..... 99	IX
6	How many times have you undergone HIV testing?	ONLY ONCE..... 1  MORE THAN ONCE ..... 2 NO ANSWER..... 99	
7	Do you know your HIV status?	YES ..... 1  NO ..... 0 NO ANSWER ..... 99	

# SECTION IX: INFORMATION ON DRUG USE

No.	QUESTIONS AND FILTERS	CODING CATEGORIES	SKIP								
1	<p>Some people like to inject drugs/narcotics (like heroin) for fun or to get high. Now I would like to ask you a few questions regarding injecting drugs. I assure you of the confidentiality of the information collected. Please let me know if you do not want to answer any of these questions.</p> <p>Have you ever taken drugs for fun or to get high?</p>	<p>YES ..... 1</p> <p>NO ..... 0 → X</p>									
2	Have you ever injected illicit drugs?	<p>YES ..... 1</p> <p>NO ..... 0 → X</p>									
3	For how long have you been injecting drugs?	<p>MONTHS .....1</p> <p>YEARS.....2</p> <table border="1" style="display: inline-table; vertical-align: middle;"> <tr> <td></td><td></td> </tr> <tr> <td></td><td></td> </tr> </table>									
4	How long ago was the last time you injected drugs?	<p>DAYS .....1</p> <p>WEEKS .....2</p> <p>MONTHS .....3</p> <p>YEARS.....4</p> <table border="1" style="display: inline-table; vertical-align: middle;"> <tr> <td></td><td></td> </tr> <tr> <td></td><td></td> </tr> <tr> <td></td><td></td> </tr> <tr> <td></td><td></td> </tr> </table>									
5	Do you normally inject in a group or alone?	<p>IN GROUP ..... 1</p> <p>ALONE ..... 2 → X</p>									

No.	QUESTIONS AND FILTERS	CODING CATEGORIES	SKIP
6	With whom do you usually inject drugs?	<p>YES .....NO</p> <p>A. SEX WORKER FRIENDS.....1 0</p> <p>B. CLIENTS.....1 0</p> <p>C. NON COMMERCIAL PARTNER 1 0</p> <p>D. REPEAT CLIENT.....1 0</p> <p>E. STRANGERS .....1 0</p> <p>F. OTHERS_____97</p> <p>(SPECIFY)</p>	
7	Have you shared needles/syringes (i.e. used a needle/syringe that had already been used by somebody else to inject drugs) when injecting drugs in the <b>last year</b> ?	<p>YES ..... 1</p> <p>NO ..... 0</p> <p>NO ANSWER ..... 99</p>	
8	Out of the last 10 times that you injected drugs, how many times did you share needles/syringes?	<p>NUMBER:.....</p> <div> <div></div> <div></div> </div>	

**SECTION X: INTERVENTION EXPOSURE**

No.	QUESTIONS AND FILTERS	CODING CATEGORIES	SKIP
1	<p>Now I would like to ask you few questions regarding the HIV prevention programme in your district. I assure you of the confidentiality of the information provided. Please let me know if you do not want to answer any of these questions.</p> <p>Have you been contacted by the (peer educators/NGO staff) workers from [NAME THE KHPT PARTNER NGO IN THE DISTRICT] to provide you with information regarding HIV/AIDS and condoms use etc</p>	<p>YES ..... 1</p> <p>NO ..... 0</p>	<p>→ 12</p>

No.	QUESTIONS AND FILTERS	CODING CATEGORIES	SKIP
2	How long ago was the first time you were contacted by workers from [NAME THE KHPT PARTNER NGO IN THE DISTRICT]?	<div> <div>DAYS.....</div> <div>WEEKS.....</div> <div>MONTHS..... 3</div> <div>YEARS.....4</div> </div>	
3	How many times in the past <b>one month</b> were you contacted in the field by a PE/NGO worker from [NAME THE KHPT PARTNER NGO IN THE DISTRICT] to give you information?	<div>NUMBER:.....</div>	
4	Have you been given condoms by a PE/NGO worker from [NAME THE KHPT PROGRAMME IN THE DISTRICT]?	<div>YES ..... 1</div> <div>NO .....0</div>	
5	Have you ever visited the clinic(s) run by the NGO [NAME THE KHPT NGO] or their referral clinic(s)?	<div>YES ..... 1</div> <div>NO .....0 → 0</div>	
6	How many times have you visited this clinic in the last one-year OR since you first knew about it?	<div>NUMBER:.....</div>	
7	How many times have you visited the clinic(s) for problems like abnormal/white vaginal discharge or genital ulcers or lower abdominal pain in the last one year OR since you first knew about it?	<div>NUMBER:.....</div>	

No.	QUESTIONS AND FILTERS	CODING CATEGORIES	SKIP		
8	Have you ever received a grey packet with 4 tablets (SHOW THE PACKET) at the clinic?	YES..... 1 NO .....0	10		
9	How many grey packets with 4 tablets (SHOW THE PACKET) have you received in the last one-year OR since you first knew about it?	NUMBER:..... <table border="1" style="display: inline-table; vertical-align: middle;"><tr><td style="width: 20px; height: 20px;"></td><td style="width: 20px; height: 20px;"></td></tr></table>			
10	Have you ever seen a demonstration on correct condom use by a Peer educator/NGO outreach worker from [NAME THE KHPT PROGRAMME/NGO IN THE DISTRICT]?	YES..... 1 NO .....0	12		
11	How many times in the last <b>one month</b> have you seen a condom use demonstration by a Peer educator/NGO outreach worker from [NAME THE KHPT PROGRAMME/NGO IN THE DISTRICT]?	NUMBER:..... <table border="1" style="display: inline-table; vertical-align: middle;"><tr><td style="width: 20px; height: 20px;"></td><td style="width: 20px; height: 20px;"></td></tr></table>			
12	Are you a member of any sex worker collective?	YES..... 1 NO .....0 DON'T KNOW.....98 NO ANSWER.....99	15		
13	What is the name of the collective?	_____			
	<b>RECORD VERBATIM</b>				



No.	QUESTIONS AND FILTERS	CODING CATEGORIES	SKIP
14	What kind of services do you get from this sex worker collective?	<p>YES NO</p> <p>A. NOT AVAILED ANY SEVICES.1 0</p> <p>B. CONDOMS .....1 0</p> <p>C. HIV EDUCATION .....1 0</p> <p>D. HEALTH CHECK UP.....1 0</p> <p>E. FREE MEDICINE FOR STIs .....1 0</p> <p>F. FREE MEDICINE FOR GENERAL</p> <p>HEATH PROBLEMS.....1 0</p> <p>G. MEMBERSHIP IN SHG .....1 0</p> <p>H. TRAININGS/MEETINGS.....1 0</p> <p>I. REFERRAL TO VCTC .....1 0</p> <p>J. OTHERS.....97</p> <p>(SPECIFY)</p>	
15	Have you heard of any other NGOs/projects besides the [KHPT PARTNER NGO] or [NAME OF THE COLLECTIVE] working with issues concerning sex workers and HIV/AIDS in this area/district?	<p>YES ..... 1</p> <p>NO ..... 0</p>	END
16	What is/are the names of these NGO/s/Programme/s?	<p>NAME: _____</p> <p>NAME: _____</p> <p>NAME: _____</p> <p>DON'T KNOW ..... 98</p> <p>NO ANSWER ..... 99</p>	
17	For how long have you known this (these) NGO/s/programme/s?	<p>DAYS .....1</p> <p>WEEKS .....2</p> <p>MONTHS .....3</p> <p>YEARS .....4</p>	

18	Have you received any type of services from this/these NGO/s/ programme/s any time during the <b>last one year</b> ?	YES ..... 1 NO ..... 0  NO ANSWER ..... 99	
----	---	---	--

No.	QUESTIONS AND FILTERS	CODING CATEGORIES	SKIP
19	What are the services that you received from these NGO/s/programme/s in the last 6 months?	<p><b>YES NO</b></p> <p>A. CONDOMS .....1 0</p> <p>B. HIV EDUCATION .....1 0</p> <p>C. HEALTH CHECK UP .....1 0</p> <p>D. FREE MEDICINE FOR STIs.....1 0</p> <p>E. FREE MEDICINE FOR</p> <p>    GENERAL HEATH PROBLEMS ....1 0</p> <p>G. MEMBERSHIP IN SHG ..... 1 0</p> <p>H. TRAININGS/MEETINGS ..... 1 0</p> <p>I. REFERRAL TO VCTC ..... 1 0</p> <p>J. OTHERS (SPECIFY)_____ 1</p> <p>_____</p>	
	The interview ends here. Thank you very much for your time, and for providing the information. I assure you again that none of the information you have given us will be shared with anyone else, and your responses will remain completely anonymous.		

INTERVIEWER OBSERVATIONS

**Institute of Population Health and Clinical Research (IPHCR), St John's  
Medical College, Bangalore**

**Centre hospitalier *affilié* universitaire de Québec (CHA),  
University of Manitoba, Winnipeg,  
Canada**

**Special behavioural surveys of core and bridging groups for HIV infection  
in selected Indian districts**

**Informal Confidential Voting Interview Questionnaire for Female Sex  
Workers**

<b><i>SECTION I: INTERVIEW INFORMATION</i></b>			
Study number .....	<input type="text"/> <input type="text"/> <input type="text"/>		
PSU Name and code _____	<input type="text"/> <input type="text"/> <input type="text"/>		
City/Town/Village _____	<input type="text"/> <input type="text"/>		
District _____	<input type="text"/> <input type="text"/>		
Type of PSU (Home=1, Brothel=2, Lodge=3, Dabha=4, Public Place=5) .....	<input type="text"/>		
Date of interview:	DAY	MONT	YEAR
	<input type="text"/>	<input type="text"/>	<input type="text"/>
			<input type="text"/>
Name and code of interviewer: _____	<input type="text"/> <input type="text"/>		
Participation in the IBBA study that took place in this district (YES=1; NO=0)..	<input type="text"/>		
Participation in the IBBA study that took place in other districts (YES=1; NO=0)..	<input type="text"/>		
Participation in SBS in this district    YES.....1    STOP	→		<input type="text"/>
NO ...0			
Participation in SBS in other districts    YES.....1    STOP	→		<input type="text"/>
NO ...0    PROCEED WITH CONSENT	→		<input type="text"/>
Consented for interview (YES=1, NO=0)... ..	<input type="text"/>		
Result of interview: (Interview completed=1, Interview partially completed=2,	<input type="text"/>		
Respondent refused to take part=3, Respondent was a duplicate=4) .....			
Language of the interview: _____	<input type="text"/> <input type="text"/>		
Time interview started:	<input type="text"/> <input type="text"/> <input type="text"/> <input type="text"/>	Time Interview ended:	<input type="text"/> <input type="text"/> <input type="text"/> <input type="text"/>
	Hr : Mnts		Hr : Mnts

**SECTION II: EDITING AND DATA ENTRY**

Name and code of Supervisor: \_\_\_\_\_

☐

Date of scrutinizing the questionnaire: DAY   MONTH   YEAR

Signature of Supervisor: \_\_\_\_\_

Name and code of data entry person: \_\_\_\_\_

☐

Date of data entry: DAY   MONTH   YEAR

Signature of data entry person: \_\_\_\_\_

Name and code of data entry person (2): \_\_\_\_\_

☐

Date of re-data entry: DAY   MONTH   YEAR

Signature of data entry person (2): \_\_\_\_\_

Data entry checked by: \_\_\_\_\_

☐

Date of data entry checked: DAY   MONTH   YEAR

Signature of person who checked data entry: \_\_\_\_\_

### SECTION III: SOCIO- DEMOGRAPHIC CHARACTERISTICS

No.	QUESTIONS AND FILTERS	CODING CATEGORIES	SKIP
1	How old are you?	<div style="text-align: right;"> <input style="width: 20px; height: 20px; border: 1px solid black;" type="text"/> <input style="width: 20px; height: 20px; border: 1px solid black;" type="text"/> </div> AGE IN COMPLETED YEARS.. DON'T KNOW.....98	
2	Can you read and write?	YES.....1 NO.....0	→          <b>4</b>
3	What is the highest grade you have completed?	<div style="text-align: right;"> <input style="width: 20px; height: 20px; border: 1px solid black;" type="text"/> <input style="width: 20px; height: 20px; border: 1px solid black;" type="text"/> </div> GRADE.....	
4	What is your current marital status?	CURRENTLY MARRIED .....1 SEPARATED.....2 DIVORCED .....3 WIDOWED.....4 NEVER MARRIED .....5 DEVADASI .....6 NO ANSWER.....99	
5	Are you using any family planning methods?          <b>IF YES: What are those?</b>          <b>DO NOT READ RESPONSES. CIRCLE 1 FOR METHODS MENTIONED. CIRCLE 0 FOR METHODS NOT MENTIONED.</b>	<div style="text-align: center;"> <b>YES..... NO</b> </div> A. NOT USING ..... 1 0 B. PILL..... 1 0 C. CONDOM/NIRODH..... 1 0 D. LOOP/COPPER T ..... 1 0 E. FEMALE STERILIZATION..... 1 0 F. MALE STERILIZATION..... 1 0 G. RHYTHM/SAFE PERIOD ..... 1 0 H. WITHDRAWAL..... 1 0 I. OTHER.....97 (SPECIFY) J. DON'T KNOW.....98 K. NO ANSWER.....99	
6	How old were you when you first started doing sex work?	<div style="text-align: right;"> <input style="width: 20px; height: 20px; border: 1px solid black;" type="text"/> <input style="width: 20px; height: 20px; border: 1px solid black;" type="text"/> </div>  <b>AGE AT START OF SEX WORK</b>	



7	<p>Where do you solicit/get <b>most</b> of your clients at present?</p> <p>DO NOT READ RESPONSES. CIRCLE ONLY ONE ANSWER.</p> <p>PUBLIC PLACES INCLUDE PARK, STREET, CINEMA HALL, TEMPLE/CHURCH/MOSQUE, BUS STAND, RAILWAY STATION, ETC.</p>	<p>HOME..... 1</p> <p>RENTED ROOM..... 2</p> <p>LODGE ..... 3</p> <p>DABHA ..... 4</p> <p>BROTHEL ..... 5</p> <p>BAR/NIGHT CLUB ..... 6</p> <p>VEHICLE..... 7</p> <p>PUBLIC PLACES..... 8</p> <p>SOMEONE ELSE'S HOUSE..... 9</p> <p>OTHER _____ 97</p> <p>(SPECIFY)</p> <p>NO ANSWER..... 99</p>	
---	--	--	--

## ICVI: Bellary

1. In the **past month** have you had the experience of a condom breaking while it is being used?
2. How many times in the **last month** did you experience condom breakage?
3. Have you ever-injected narcotics?
4. How many clients did you have on the **last day** you entertained clients?
5. How many of these clients did **NOT use** a condom when they had sexual intercourse with you?
6. Did the client you **last** had sex, use a condom?
7. The **last time** you had sex with an **occasional client**, did he use a condom?
8. Did the **regular client** you **last had** sex with use condom at that time?
9. Has a client (both occasional and regular) ever asked you to have anal intercourse with him?
10. How many clients (both occasional and regular) per month ask for anal intercourse?
11. Have you ever had anal sex?
12. Did the man you last had anal sex with you use condom at that time?
13. Do you have a **main (regular)** male sexual partner other than your clients who pay you?
14. The **last time** you had sex with this partner, did he use a condom?
15. Have you had any other non-paying partners in the **past year** (other than the main partner we just talked about)?
16. The **last time** you had sexual intercourse with one of these partners, did he use a condom?
17. In the **past one year**, were you ever beaten or otherwise physically forced to have sexual intercourse with someone even though you didn't want to?