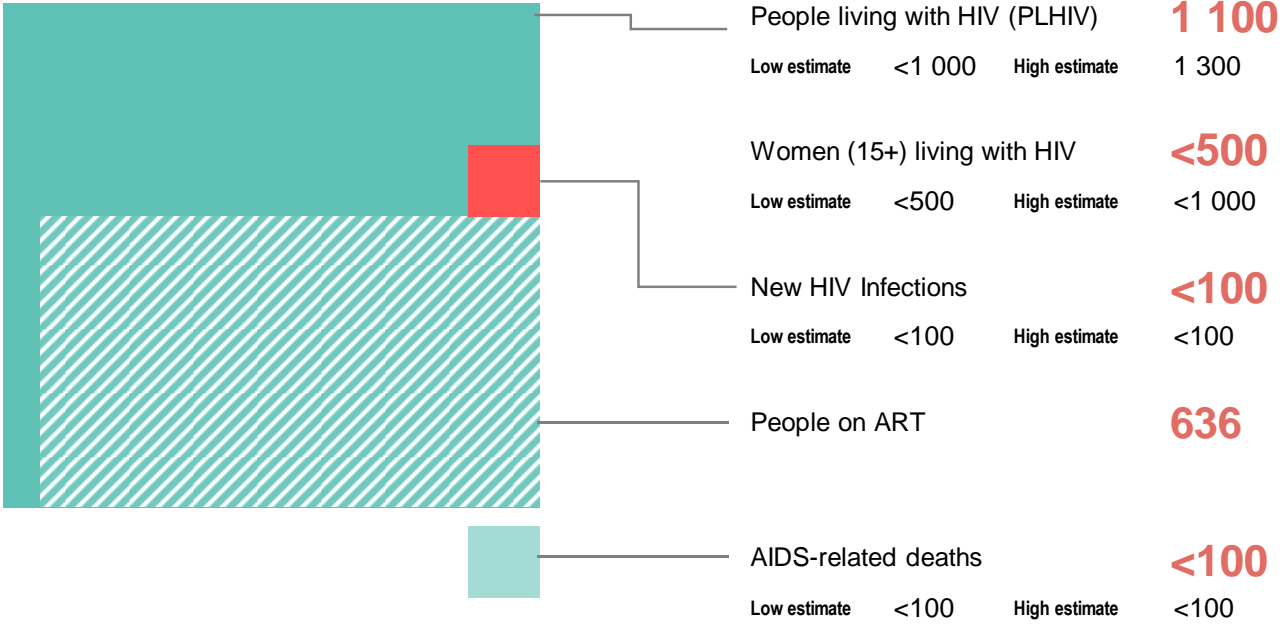
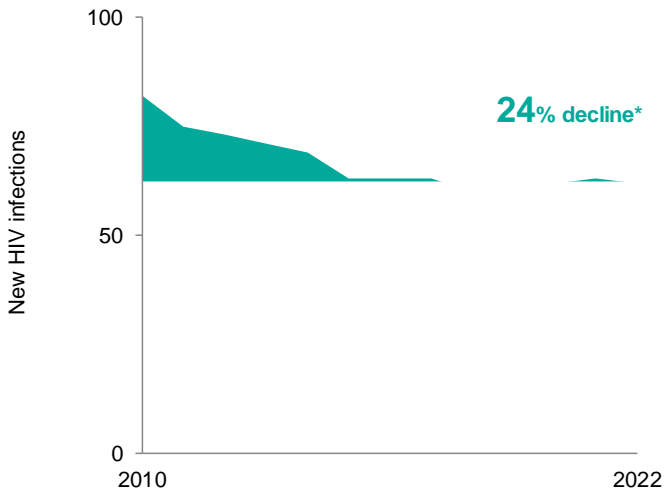


BHUTAN



Source: Global AIDS Monitoring 2023 and UNAIDS 2023 HIV Estimates

New HIV infections trend



* <100 new HIV infections in 2022

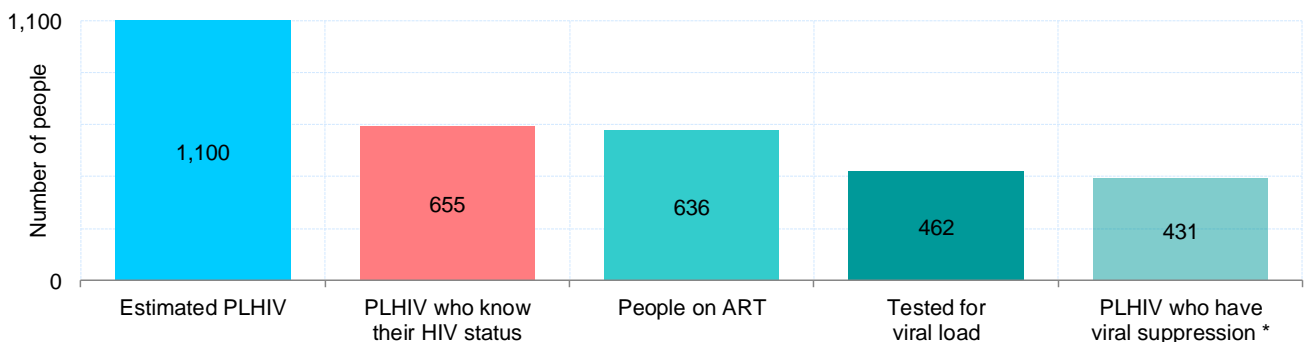
Source: UNAIDS 2023 HIV Estimates

HIV prevalence (%)

TRANSGENDER PEOPLE (2016)	National	0%
	City	...
MEN WHO HAVE SEX WITH MEN (2016)	National	0%
	City	...
PEOPLE WHO INJECT DRUGS (2016)	National	0%
	City	...
FEMALE SEX WORKERS (2016)	National	0%
	City	...

Source: Serological surveys and Global AIDS Monitoring Reporting

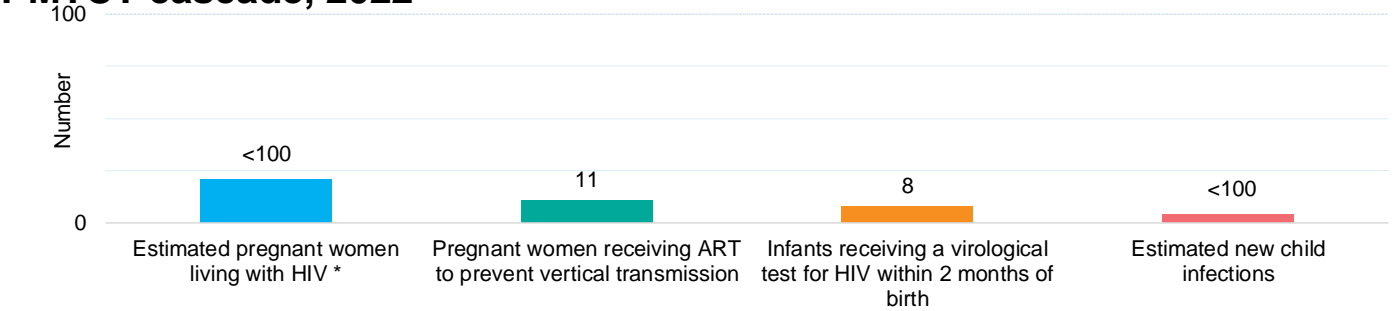
Treatment cascade, 2022



* Number of people on ART who received a viral load test in the past year and have viral load of <1000 copies/ml

Source: Global AIDS Monitoring 2023 and UNAIDS 2023 HIV Estimates

PMTCT cascade, 2022



* Estimated number of women living with HIV who delivered within the past 12 months

Source: Global AIDS Monitoring 2023 and UNAIDS 2023 HIV Estimates

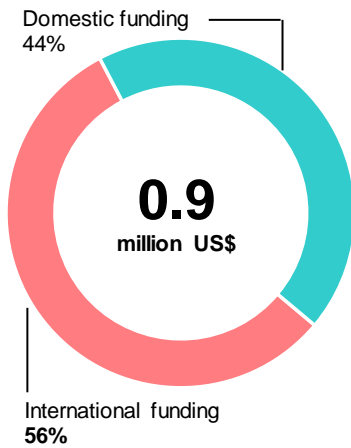
Behaviour and response



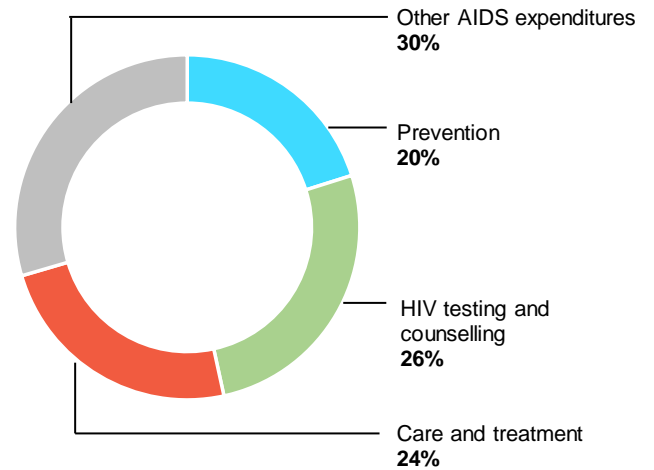
Source: Global AIDS Monitoring Reporting

AIDS financing 2018

AIDS spending by financing source



AIDS spending by service category



Source: NASA 2016-2018

Stigma index

Percent of PLHIV respondents who avoided going to a local clinic when needed because of HIV status

n/a

Punitive laws

Criminalization of TG people

NO

Criminalization of sex work

YES

Criminalization of same sex sexual acts

NO

Law allows for possession of a certain limited amount of drugs for personal use

NO INFORMATION AVAILABLE

Parental consent for adolescents to access HIV testing

NO INFORMATION AVAILABLE

Laws or policies restricting the entry, stay and residence of people living with HIV

NO