

Tuberculosis profile: Brunei Darussalam

Population 2021: 0.45 million

Estimates of TB burden*, 2021

	Number	(Rate per 100 000 population)
Total TB incidence	270 (230-310)	61 (52-70)
HIV-positive TB incidence	5 (1-11)	1 (0.21-2.5)
MDR/RR-TB incidence**	1 (0-2)	0.3 (0.06-0.55)
HIV-negative TB mortality	23 (19-27)	5.1 (4.4-6)
HIV-positive TB mortality	0 (0-1)	0.1 (0-0.33)

Estimated proportion of TB cases with MDR/RR-TB*, 2021

New cases	0.37% (0.14-0.76)
Previously treated cases	2.5% (0.44-7.6)

Universal health coverage and social protection*

TB treatment coverage (notified/estimated incidence), 2021	87% (75-100)
TB patients facing catastrophic total costs	
TB case fatality ratio (estimated mortality/estimated incidence), 2021	9% (7-11)

TB case notifications, 2021

Total new and relapse	235
- % tested with rapid diagnostics at time of diagnosis	
- % with known HIV status	100%
- % pulmonary	80%
- % bacteriologically confirmed ^A	93%
- % children aged 0-14 years	1%
- % women (aged ≥15 years)	39%
- % men (aged ≥15 years)	60%
Total cases notified	235

TB/HIV care in new and relapse TB patients, 2021

	Number	(%)
Patients with known HIV status who are HIV-positive	4	1.7%
- on antiretroviral therapy	4	100%

Drug-resistant TB care**, 2021

% of bacteriologically confirmed TB cases tested for rifampicin resistance - New cases ^A	100%
% of bacteriologically confirmed TB cases tested for rifampicin resistance - Previously treated cases ^A	100%
Laboratory-confirmed cases - MDR/RR-TB ^{AA}	0
Patients started on treatment - MDR/RR-TB ^{AAA}	0
Laboratory-confirmed cases - pre-XDR-TB or XDR-TB ^{AA}	0
Patients started on treatment - pre-XDR-TB or XDR-TB ^{AAA}	0
MDR/RR-TB cases tested for resistance to any fluoroquinolone	0

Treatment success rate and cohort size

	Success	Cohort
New and relapse cases registered in 2020	72%	300
Previously treated cases, excluding relapse, registered in 2020		0
HIV-positive TB cases registered in 2020	100%	5
MDR/RR-TB cases started on second-line treatment in 2019		0
Pre-XDR-TB/XDR-TB cases started on second-line treatment in 2019		0

TB preventive treatment, 2021

% of HIV-positive people (newly enrolled in care) on preventive treatment	
% of children (aged < 5 years) household contacts of bacteriologically-confirmed TB cases on preventive treatment	0% (0-0)

* Estimates of TB burden are produced by WHO in consultation with countries. Ranges represent uncertainty intervals.

** RR is TB resistant to rifampicin (R); MDR is TB resistant to R + isoniazid; pre-XDR is TB resistant to R + any fluoroquinolone

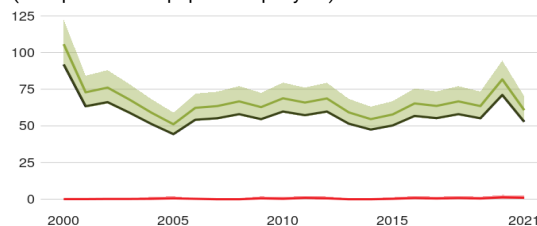
^A Calculated for pulmonary cases only

^{AA} Includes cases with unknown previous TB treatment history

^{AAA} Includes patients diagnosed before 2021 and patients who were not laboratory-confirmed

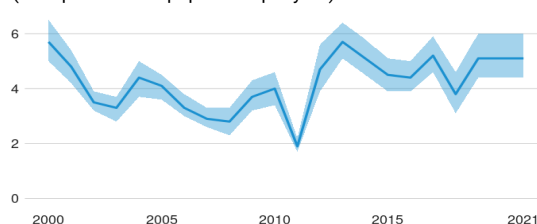
Incidence, New and relapse TB cases notified, HIV-positive TB incidence

(Rate per 100 000 population per year)



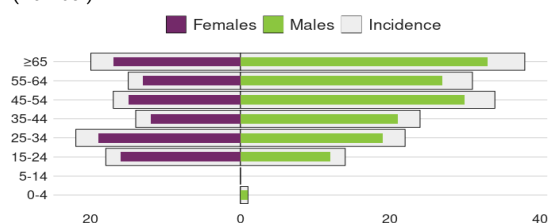
HIV-negative TB mortality

(Rate per 100 000 population per year)



Incidence, Notified cases by age group and sex, 2021

(Number)



Cases attributable to five risk factors, 2021

(Number)

