

# Global AIDS Monitoring – 2018

Producing the narrative report in the online tool

Zero new HIV infections.  
Zero discrimination.  
Zero AIDS-related deaths.



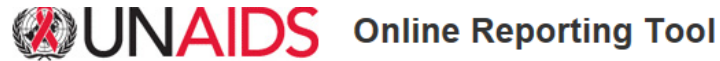
# The purpose of this document is.....

...to guide users in producing a narrative report in the online tool using graphics of the reported data.

Zero new HIV infections.  
Zero discrimination.  
Zero AIDS-related deaths.



# Global AIDS Monitoring 2018 – [www.aidsreportingtool.unaids.org](http://www.aidsreportingtool.unaids.org)



[Home](#) [Indicator List](#) [Spectrum import](#) [Monitoring](#) [Dashboard](#) [My Account](#) [Logout](#)



## Welcome to GAM Online Reporting Tool!

The 2017 Global AIDS Monitoring is the first year after the transition from the Millennium Development Goals to the Sustainable Development Goals and also the first year of reporting for the HIV monitoring framework for 2016–2021. The Global AIDS Monitoring indicator data should be submitted through this reporting website to enhance the completeness and quality of the data and to facilitate processing and analysis at the country, regional and global levels.

The deadline for submission using the reporting website is **31 March 2017**.

[Guidelines: Global AIDS Monitoring 2017](#)

**New user?** [Please register.](#)

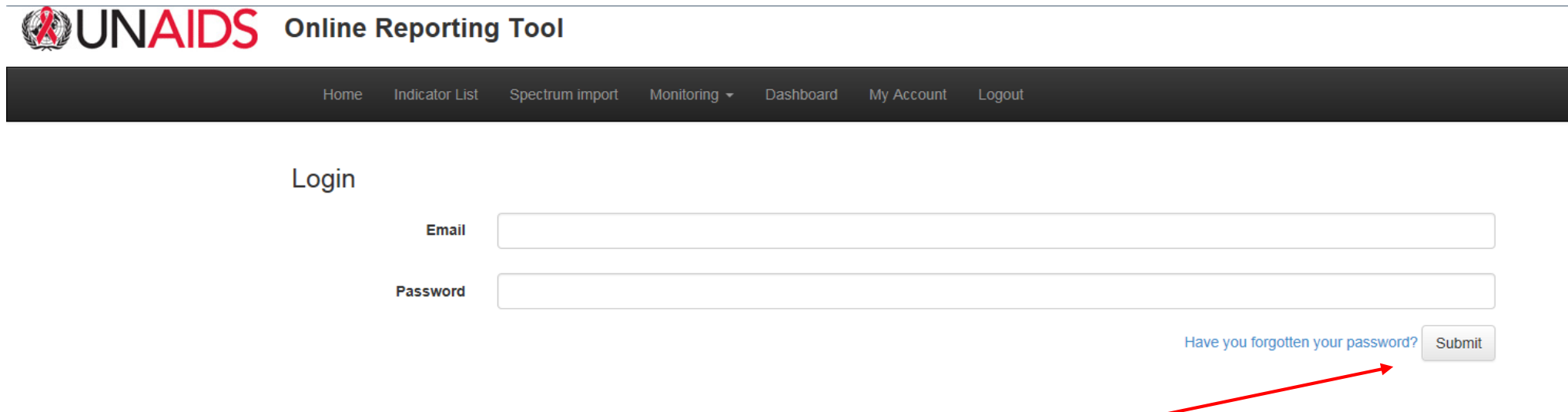
**Returning user?** [Please login.](#)

Then, go to the [Indicator list](#).

Zero new HIV infections.  
Zero discrimination.  
Zero AIDS-related deaths.



# Global AIDS Monitoring 2018 - Producing the narrative report in the online tool



UNAIDS Online Reporting Tool

Home Indicator List Spectrum import Monitoring Dashboard My Account Logout

Login

Email

Password

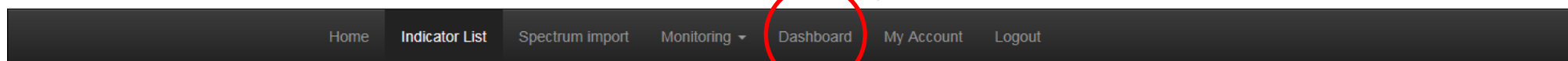
Have you forgotten your password?

Enter your login details and click on “Submit”. If you do not have credentials, please send a request to [aidsreporting@unaids.org](mailto:aidsreporting@unaids.org).

Zero new HIV infections.  
Zero discrimination.  
Zero AIDS-related deaths.



# Global AIDS Monitoring 2018 - Producing the narrative report in the online tool



AFG - Afghanistan

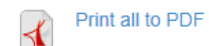
## Indicator list - Afghanistan

Reporting year:

2011 2012 2013 2014-sem1 2014 2015-sem1 2015 2016-sem1 2016 2017-sem1

Filter by:

All Cascade indicators Saved Not edited Under revision Revised Revised with Comments Change Requested



- 1. Ensure that 30 million people living with HIV have access to treatment through meeting the 90-90-90 targets by 2020
  - 1.2 People living with HIV on antiretroviral therapy

Zero new HIV infections.  
Zero discrimination.  
Zero AIDS-related deaths.



Country\*

ZWE - Zimbabwe

Load

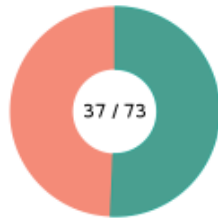
Print as PDF

Print as Word (docx)

Click on "Include" to include a graph in your printable national report.

Select your country from the drop down menu and click "Load".

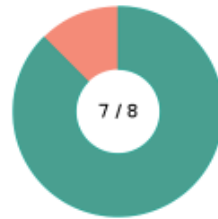
Overall



50.7%  
37 / 73

include

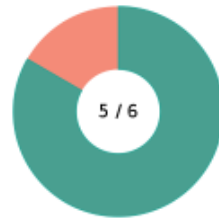
Commitment 1



87.5%  
7 / 8

include

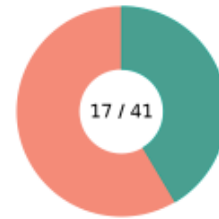
Commitment 2



83.3%  
5 / 6

include

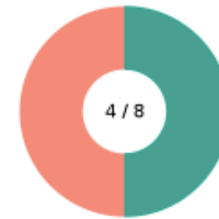
Commitment 3



41.5%  
17 / 41

include

Commitment 4



50.0%  
4 / 8

include

Commitment 5



100.0%  
3 / 3

include

Commitment 6



0.0%  
0 / 1

include

Commitment 7



100.0%  
1 / 1

include

Commitment 8



0.0%  
0 / 1

include

Commitment 9



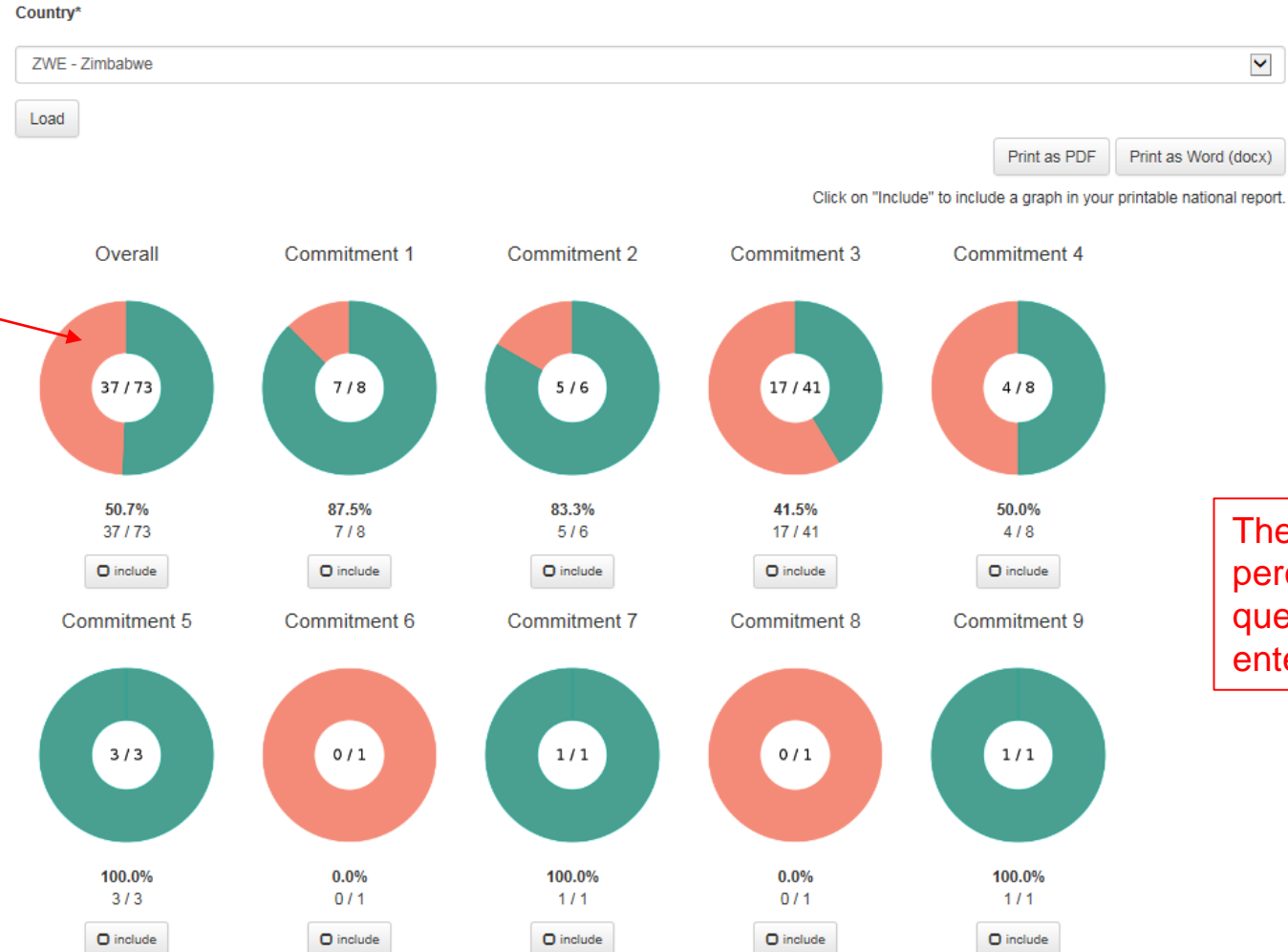
100.0%  
1 / 1

include

Zero new HIV infections.  
Zero discrimination.  
Zero AIDS-related deaths.

# Global AIDS Monitoring 2018

Click on one of the doughnut graphs. You will be forwarded to a page with figures of entered data and a sample of policy questions related to this commitment. If you click on the doughnut figure under "Overall", you will find figures of the data entered on the three Vision targets.



The doughnut graphs display the percentage of indicators (+ policy questions) for which data were entered.

Zero new HIV infections.  
Zero discrimination.  
Zero AIDS-related deaths.

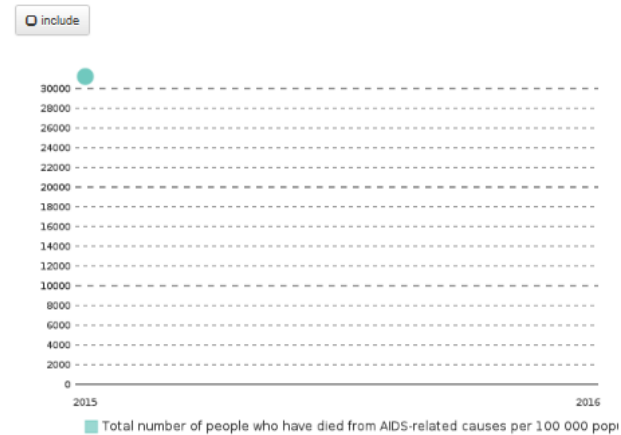


## Overall: Fast-track targets

### 3.1 HIV incidence, Zimbabwe (2015-2016)



### 3.1 AIDS mortality, Zimbabwe (2015-2016)



### Progress summary

2016 GAM report was compiled and the country is on track to achieve the ten targets

### 4.1 Discriminatory attitudes towards people living with HIV, Zimbabwe (2015-2016)

Percentage of respondents (aged 15–49 years) who respond "No" to question "Would you buy fresh vegetables from a shopkeeper or vendor if you knew that this person had HIV?"



2.

1.

On this page you will find figures of the data you entered into the online tool.

To produce a narrative report,

1. you can select specific figures for inclusion by clicking "include". This figure then will automatically be saved to the narrative report.
2. enter a progress summary of the data entered. By clicking "Save", this summary will be saved to the narrative report.

Zero new HIV infections.  
Zero discrimination.  
Zero AIDS-related deaths.



[Return to the list of commitments](#)

Click here to return to the list of commitments

[Print as PDF](#) [Print as Word \(docx\)](#)

Click on "Include" to include a graph in your printable national report.

### Overall: Fast-track targets

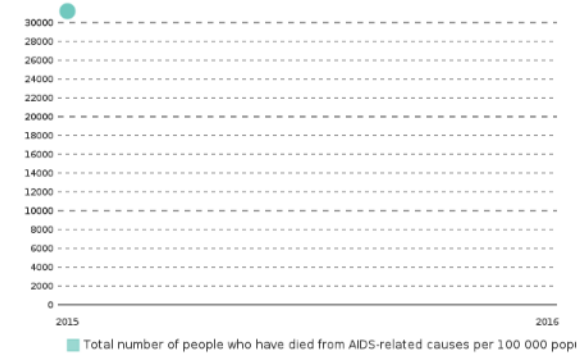
#### 3.1 HIV incidence, Zimbabwe (2015-2016)

include



#### 3.1 AIDS mortality, Zimbabwe (2015-2016)

include



#### Progress summary

2016 GAM report was compiled and the country is on track to achieve the ten targets

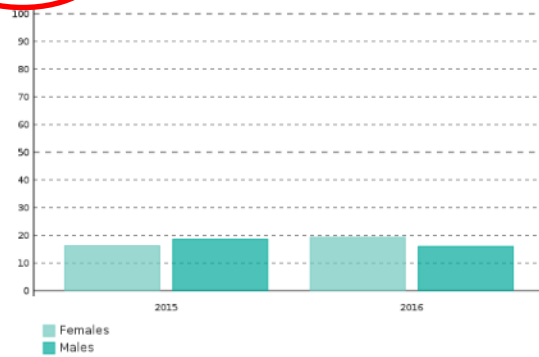
[Save](#)

#### 4.1 Discriminatory attitudes towards people living with HIV, Zimbabwe (2015-2016)

Percentage of respondents (aged 15-49 years) who respond "No" to question "Would you buy fresh vegetables from a shopkeeper or vendor if you knew that this person had HIV?"

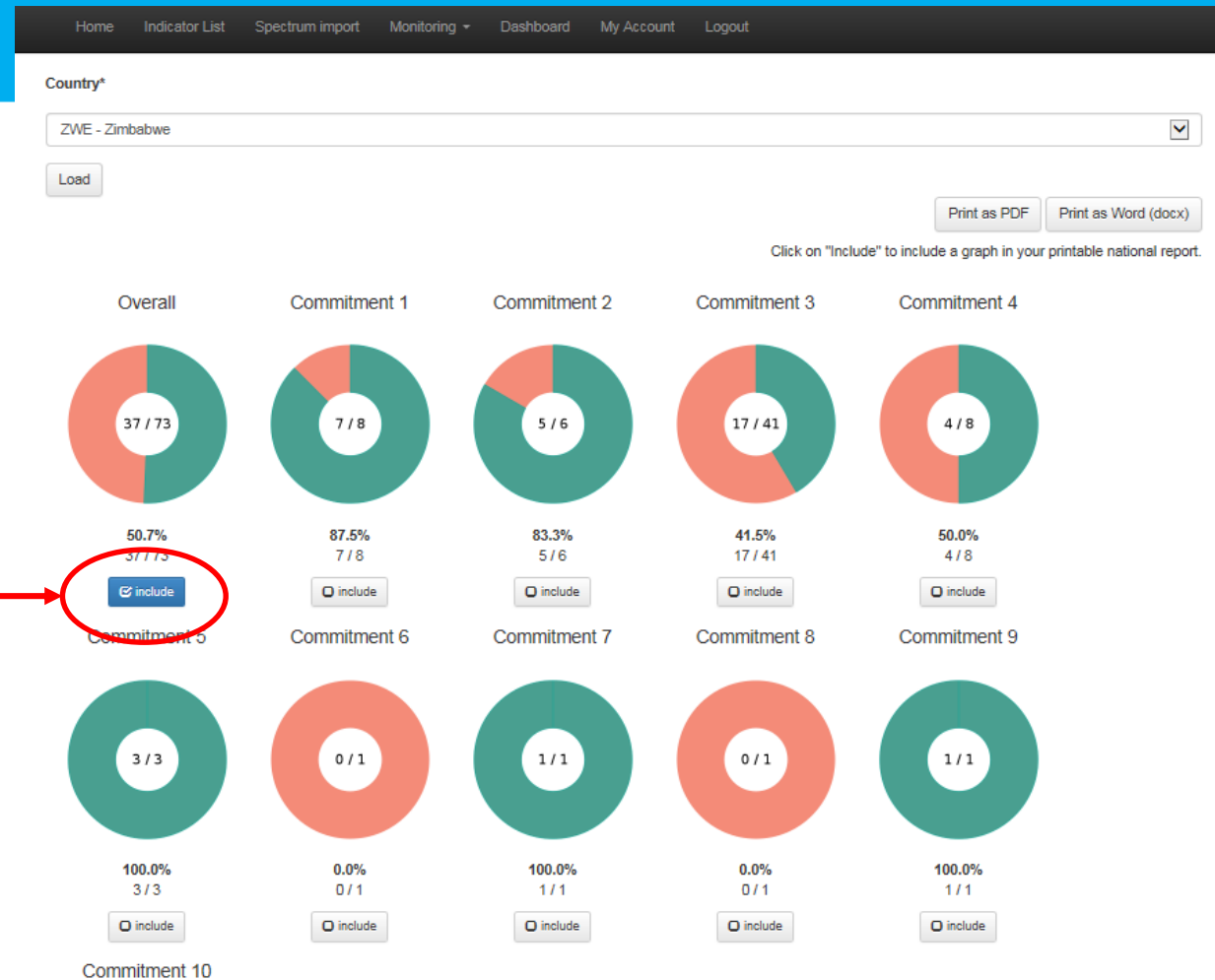
include

Figures that were selected have a blue, ticked "include" box.



Zero new HIV infections.  
Zero discrimination.  
Zero AIDS-related deaths.

# Global AIDS Monitoring 2018



Click on "include" to save the selected figures and the progress summary to the country progress report.

Zero new HIV infections.  
Zero discrimination.  
Zero AIDS-related deaths.



Country\*

ZWE - Zimbabwe

Load

Print as PDF

Print as Word (docx)

Click on "Include" to include a graph in your printable national report.

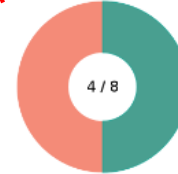
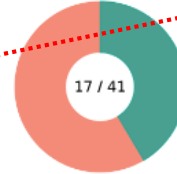
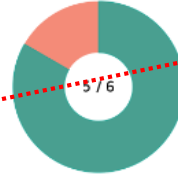
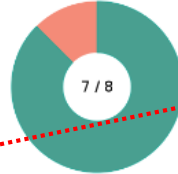
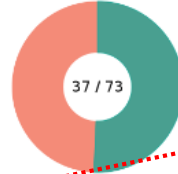
Overall

Commitment 1

Commitment 2

Commitment 3

Commitment 4



50.7%

37 / 73

include

Commitment 5

87.5%

7 / 8

include

Commitment 6

83.3%

5 / 6

include

Commitment 7

41.5%

17 / 41

include

Commitment 8

50.0%

4 / 8

include

Commitment 9



100.0%

3 / 3

include

Commitment 10

0.0%

0 / 1

include

100.0%

1 / 1

include

0.0%

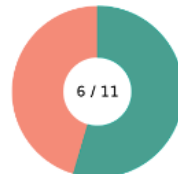
0 / 1

include

100.0%

1 / 1

include



54.5%

6 / 11

include

Repeat this process for all commitments. When you are finished, you can print the narrative report as Word doc or as PDF.

Zero new HIV infections.  
Zero discrimination.  
Zero AIDS-related deaths.

# Global AIDS Monitoring 2018 – Country progress report as PDF

## Country progress report - Zimbabwe

Global AIDS Monitoring 2017



Zero new HIV infections.  
Zero discrimination.  
Zero AIDS-related deaths.



# Global AIDS Monitoring 2018

## Overall

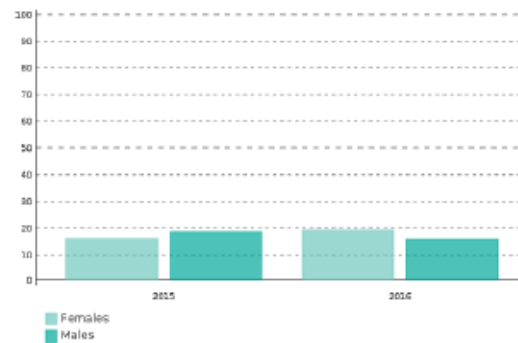
### Fast-track targets

#### Progress summary

2016 GAM report was compiled and the country is on track to achieve the ten targets

#### 4.1 Discriminatory attitudes towards people living with HIV, Zimbabwe (2015-2016)

Percentage of respondents (aged 15-49 years) who respond "No" to question "Would you buy fresh vegetables from a shopkeeper or vendor if you knew that this person had HIV?"



In the report you will find the progress summary entered and the figures you selected under the respective commitments.

Zero new HIV infections.  
Zero discrimination.  
Zero AIDS-related deaths.

# Summary

- Four steps to producing the narrative report:
  1. Log in the online reporting tool [www.aidsreportingtool.unaids.org](http://www.aidsreportingtool.unaids.org) with your credentials
  2. Select a country under the “Dashboard” tab
  3. Select the figures you wish to include, write a progress summary for each commitment and save it to the narrative report
  4. Print the report as pdf or Word.
- You may use the narrative report for national consultations and to share with your partners.
- You may edit and reproduce the narrative report through the online tool based on your national consultations.
- Narrative reports will be shared on the UNAIDS website.

# Global AIDS Monitoring 2018

For further clarifications, please send an email to

[aidsreporting@unaids.org](mailto:aidsreporting@unaids.org)

Zero new HIV infections.  
Zero discrimination.  
Zero AIDS-related deaths.

