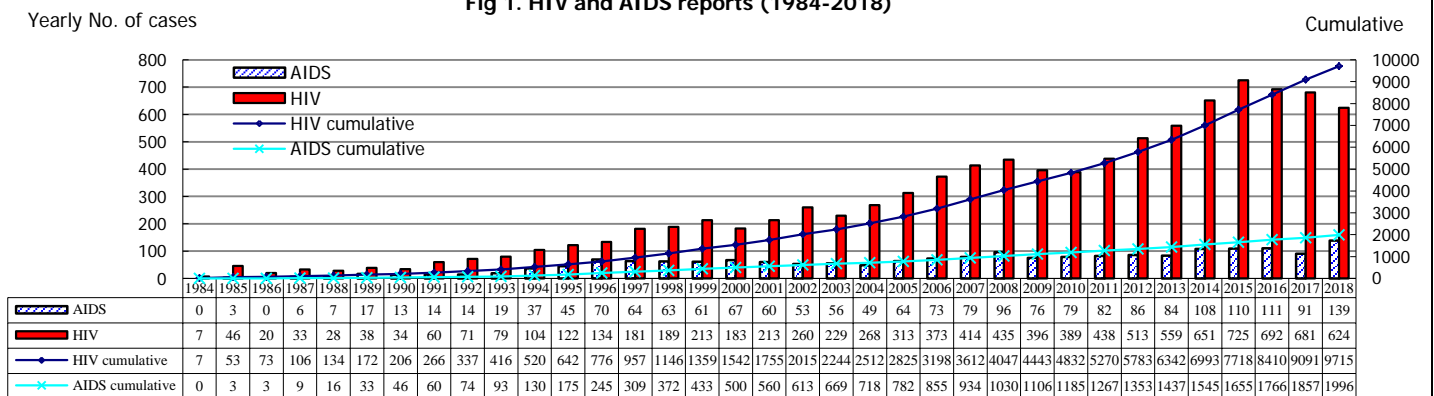


# HIV/AIDS Situation in Hong Kong [2018]

## Number of annual reported cases remained high in 2018

The first case of HIV infection in Hong Kong was reported in 1984. As of 2018, the Department of Health has received a cumulative total of 9,715 reports of HIV infection and 1,996 AIDS cases under the voluntary and anonymous HIV/AIDS reporting system (Fig. 1). The number of HIV reports in 2018 was 624, 8% decrease compared to the 681 cases in 2017. People infected with HIV progress to AIDS when they suffer from clinical complications of severe immunodeficiency due to HIV. In 2018, 139 AIDS reports were received. The most common illnesses presenting at AIDS were *Pneumocystis pneumonia* and tuberculosis.

Fig 1. HIV and AIDS reports (1984-2018)



\*AIDS cases are included in the HIV cases

## Most infections were in young adult, male and Chinese

A majority of the HIV reports in 2018 are male (85%) and Chinese (72%). Most (78%) infected people were diagnosed at the age between 20 and 49 (Fig.2-4).

Fig 2. HIV reports by gender (2018)

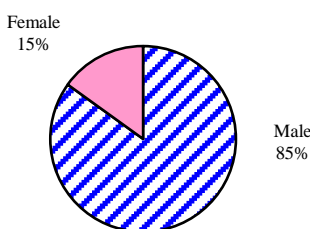


Fig 3. HIV reports by ethnicity (2018)

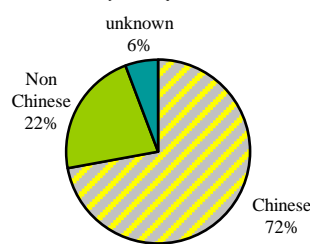
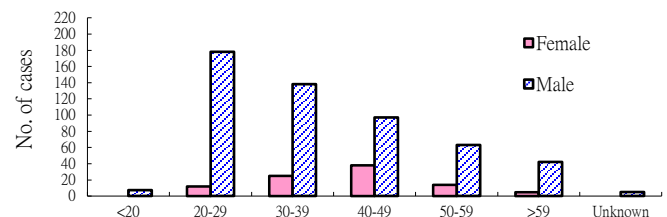


Fig 4. HIV reports by gender and age (2018)

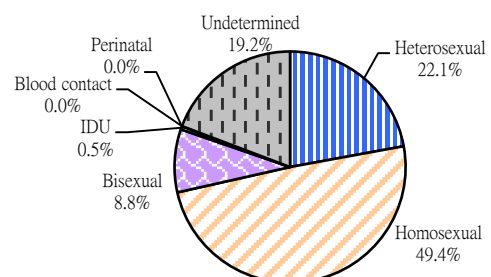


## Sexual contact remained the major route of transmission for HIV

Sexual contact contributed to around 80% of all reported HIV cases in 2018 (homosexual 49.4%, heterosexual 22.1%, bisexual 8.8%). (Fig 5). There were 3 cases of infection via injecting drug use (IDU) in 2018. 19.2% of cases in 2018 did not have risk factor ascertained due to inadequate information.

Note: The percentage may not add up to 100% due to rounding.

Fig 5. Suspected route of HIV transmission (2018)

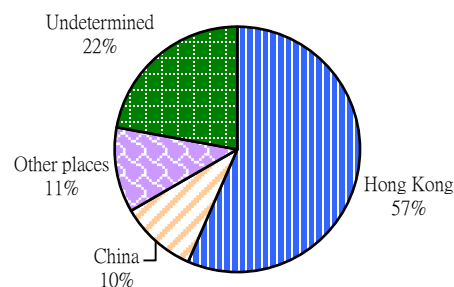


**Most of the cases were infected locally**

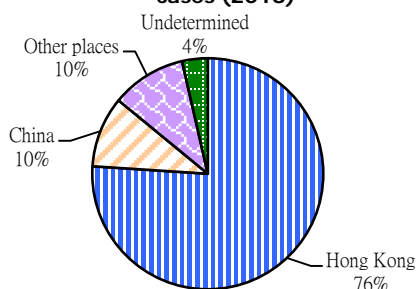
In 2018, over half (57%) of reported cases were assessed to have contracted the virus in Hong Kong, 10% in Mainland China and 11% in other places respectively. 22% did not have the place of infection ascertained due to inadequate information (Figure 6). In 2018, a majority of MSM cases (76%) contracted the virus in Hong Kong (Fig 7) as compared to just more than half (57%) of heterosexual male cases. (Fig 8).

Note: The percentage may not add up to 100% due to rounding.

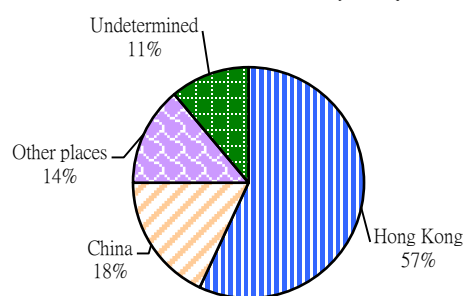
**Fig 6. Suspected place of infection (2018)**



**Fig 7. Suspected place of infection among MSM cases (2018)**



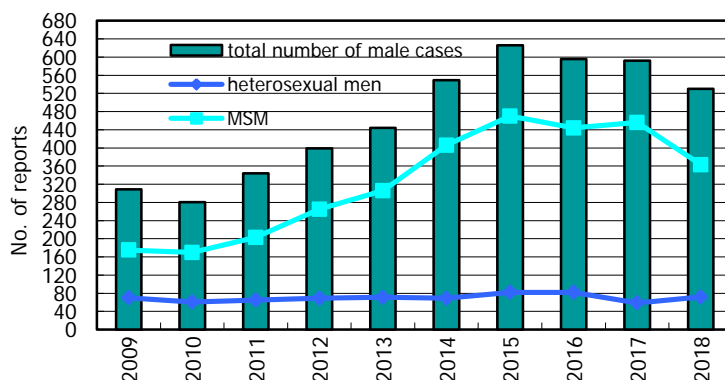
**Fig 8. Suspected place of infection Heterosexual male cases (2018)**



**The major concern was a persistent high proportion of new infections among men who have sex with men (MSM)**

A continuously rising trend of HIV infection among MSM was observed since 2004, which then persistently predominated a high proportion of new infections. The number was 363 in 2018. In 2018, homosexual and bisexual contacts as route of transmission contributed to 58% of all HIV reported cases and 68% in all male cases in 2018. The number of HIV reports from MSM has been persistently higher than that from heterosexual men since 2005, and the trend has remained in the past few years (Fig. 9). Meanwhile, the proportion of heterosexual male cases were similar in past few years (14% of all male cases in 2018).

**Fig 9. HIV reports in heterosexual men and MSM (2009-2018)**



**In 2018:**

- One in every 9,850 new blood donors was tested HIV positive
- One in every 264 attendees in STD clinics was tested HIV positive
- One in every 110 users in methadone clinics was tested HIV positive

Other publications on HIV/AIDS situation in Hong Kong, such as *Annual HIV Surveillance Report*, *Quarterly STD/AIDS Update* are available at <http://www.aids.gov.hk>

FACTSHEET on HIV/AIDS Situation in Hong Kong [2018]  
 Special Preventive Programme  
 Centre for Health Protection, Department of Health  
 Telephone: 3143 7225 Fax: 2780 9580  
 Website: <http://www.aids.gov.hk> Email: [aids@dh.gov.hk](mailto:aids@dh.gov.hk)

May 2019