

## Asia and the Pacific

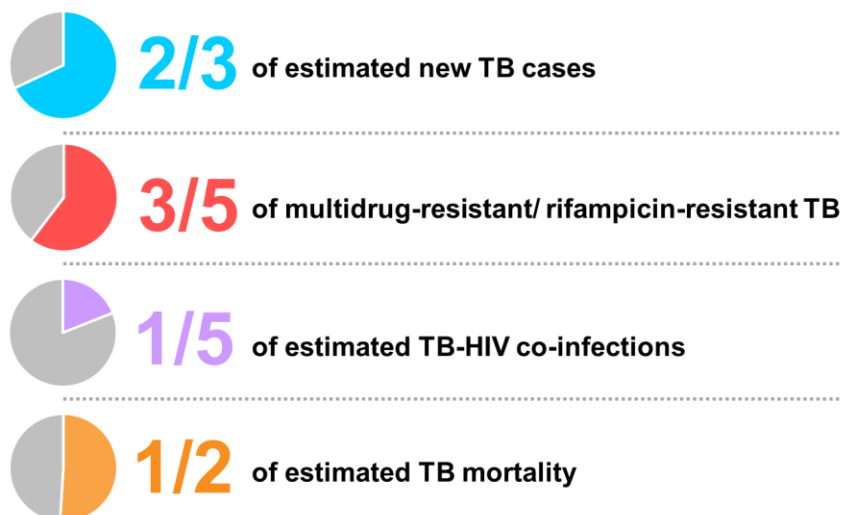
### Headline message

12 out of 30 highest TB burden countries in the world are from Asia and the Pacific with:

- **7 100 000** - Estimated new TB cases
- **363 000** - Multidrug resistant TB
- **199 000** - TB-HIV co-infections incidence
- **852 000** - TB mortality
- **Estimated HIV prevalence among incident TB cases:** Data from recent estimates by World Health Organization (WHO) indicate that **1 in 10** new TB cases in Papua New Guinea, Myanmar and Thailand are living with HIV. **6 countries - China, India, Indonesia, Myanmar, Papua New Guinea and Thailand** - are among **top 14 triple high-burden** (i.e. highest TB, TB-HIV and MDR-TB burden) countries in the world.

### Double disease burden of TB-HIV in Asia and the Pacific:

Globally, Asia and the Pacific accounts for



#### Key message:

Concerted and integrated efforts are needed to prevent and address both TB and TB-HIV burden in the region.

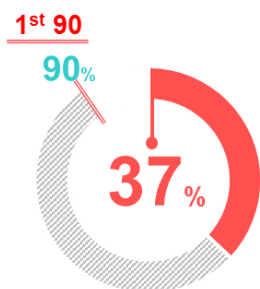
2 out of 3 TB infections globally are in Asia and the Pacific and 60% of MDR-TB burden is in this region. Globally, Asia and the Pacific is the home for 13% of PLHIV but 20% of TB-HIV co-infections are in this region. Systematic collaboration between TB-HIV programmes will save lives and improve the quality of life of people living with and affected by HIV and TB.

### High TB, TB-HIV and MDR TB disease burden countries in Asia Pacific

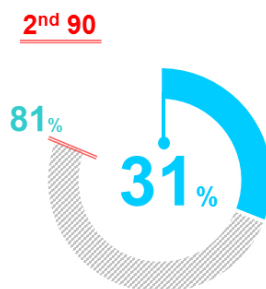
12 High TB burden countries	6 High TB-HIV burden countries	11 High MDR-TB burden countries
Bangladesh, China, Cambodia, DPR Korea, India, Indonesia, Myanmar, Pakistan, Philippines, Papua New Guinea, Thailand, Viet Nam	China, India, Indonesia, Myanmar, Papua New Guinea, Thailand	Bangladesh, China, DPR Korea, India, Indonesia, Myanmar, Pakistan, Philippines, Papua New Guinea, Thailand, Viet Nam

## TB- HIV response overview

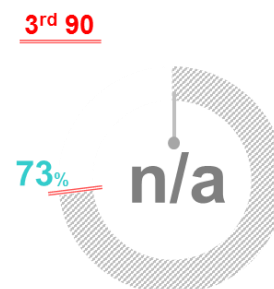
### 90-90-90 treatment target and gaps



People with TB-HIV co-infections know their HIV status



People with TB-HIV co-infections receiving anti-retroviral therapy



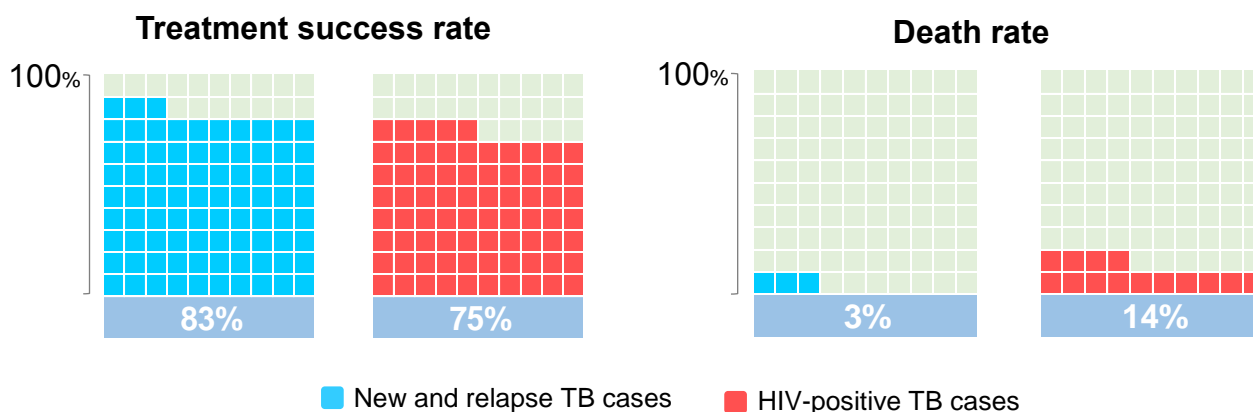
People with TB-HIV co-infections who are virally suppressed

#### Key message:

The progress of 90-90-90 treatment targets in Asia and the Pacific region is at 71-66-83. However, it is about **50% lower** (37-31-n/a) for people with TB co-infections - people who are at higher risk of mortality without treatment of both infections.

From the perspective of HIV care and treatment, 63% of people with TB-HIV co-infections DO NOT know their HIV status, and close to 70% of people with TB-HIV co-infections are NOT receiving anti-retroviral therapy.

## TB treatment outcome: Higher rate of deaths and lower rate of treatment success among HIV-positive TB cases



#### Key message:

TB treatment success rate among people with TB-HIV co-infections is much lower than new TB patients in general (75% vs 83%) with much higher death rate (14% vs 3%). This underscores the need for programme strengthening of both TB and HIV programmes to save people living with HIV from the preventable TB-related deaths.