

VIET NAM

Total Population: 85,789,573 (2009, Census)

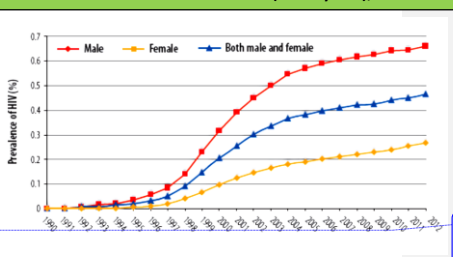
HIV EPIDEMIOLOGY¹⁻³

- Concentrated epidemic, with highest prevalence in people who inject drugs (PWID)
- HIV prevalence stabilizing in several parts of country, including Ho Chi Minh City, though recent increases in new infections observed in Northwest provinces
- Women account for 30% of estimated HIV infections
- Intimate partner transmission accounts for majority of new infections in women

HIV ESTIMATIONS

Estimated Adult HIV Seroprevalence (%)	0.45	(2011)
Estimated Number of Persons living with HIV	267,664	(2011)
Estimated Number of Women living with HIV	74,277	(2011)
Estimated HIV Prevalence among Pregnant Women (%)	0.32	(2009)
Estimated Number of HIV-positive pregnant women	4,118	(2011)

Estimated HIV Prevalence in Adults (15-49 years), 1990-2012



Comment [U1]: This is based on sentinel surveillance data and the others are from EPP.

MATERNAL, NEONATAL, AND CHILD HEALTH: COVERAGE AND OUTCOMES⁴⁻⁸

- 66% reduction in maternal mortality ratio between 1990 and 2008, considered "on track" to meet maternal health related MDG targets
- Most access ANC at commune level, but deliver at higher level
- ANC utilization is lower in remote, mountainous areas

KEY MATERNAL HEALTH INDICATORS

Number of Annual Births	1,396,823	(2010)
Adjusted Maternal Mortality Ratio*	69	(2009)

KEY REPRODUCTIVE HEALTH INDICATORS

Contraceptive Prevalence Rate (%)	80	(2005-2009)
Unmet Need for Family Planning (%)	4.8	(2002)

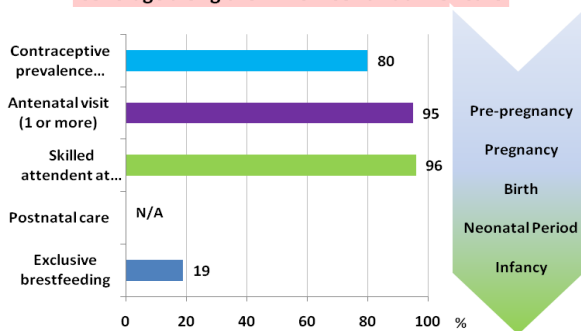
ANTENATAL CARE AND DELIVERY

Antenatal Care Coverage (at least one visit, %)	95	(2010)
Antenatal Care Coverage (3 at each trimester, %)	81.9	(2010)
Skilled Attendant at Delivery (%)	95.7	(2010)
Institutional Delivery (%)	94.1	(2010)

KEY NEONATAL AND CHILD HEALTH INDICATORS

Exclusive Breastfeeding for Infant <6 mos (%)	19.2	(2010)
Infant Mortality Rate (per 1000 live births)	16	(2009)
Under-5 Mortality Rate (per 1000 live births)	25	(2009)

Coverage along the MNCH Continuum of Care



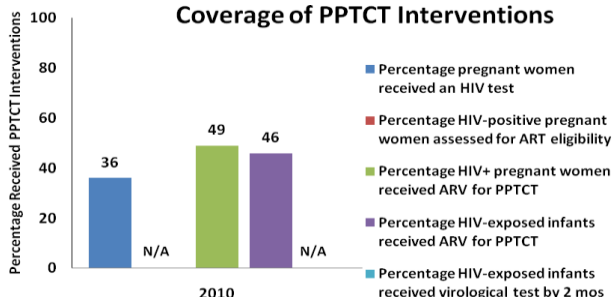
PREVENTION OF PARENT TO CHILD TRANSMISSION OF HIV: ACCESS, COVERAGE, OUTCOMES^{3, 9, 10}

ACCESS TO PPTCT SERVICES

Number of facilities providing ANC services	11,782	(2010)
ANC facilities that provide HIV testing and counselling (%)	332 (3%)	(2010)
ANC facilities that provide HIV testing and counselling and ARV for PMTCT on site	225 (2%)	(2010)
Health facilities that provide CD4 testing on site or by specimen transport	225 (2%)	(2010)
Number of facilities that provide virological testing for EID (on-site or by DBS)	60	(2010)
Number health facilities that offer ART (prescribe and/or clinical follow-up)	315	(2010)
Number health facilities that provide paediatric ART	117	(2010)

- Number of facilities providing PMTCT increased from 107 in 2006 to 225 in 2010
- HIV testing presently available at district or provincial level, but not at commune level, where women access ANC
- Almost half of women are tested at the time of labour and delivery

Coverage of PPTCT Interventions



PPTCT Cascade of Services, 2010

- In 2010, 760,726 pregnant women received HIV testing
 - 1,809 (0.2%) HIV+ pregnant women detected
 - Represents 44% of estimated HIV+ pregnant women
- Of 760,726 HIV-positive pregnant women detected
 - 1,838 (49%) received ARV prophylaxis
 - 1,730 (46%) exposed infants received ARV prophylaxis

PPTCT & Infant Feeding Guidelines under Revision

- Current guidelines: maternal AZT from 28 weeks, SD-NVP+ AZT/3TC tail for those presenting in labour
- Current infant feeding guidelines recommend either exclusive breastfeeding or exclusive formula feeding (supported by national program) for exposed infants

REFERENCES

1. UNAIDS. Global report: UNAIDS report on the global AIDS epidemic 2010. Geneva; 2010.
2. Ministry of Health Viet Nam Administration of HIV/AIDS Control. Viet Nam HIV/AIDS Estimates and Projections, 2007-2012 Ha Noi; 2009.
3. The Socialist Republic of Viet Nam. Declaration of Commitment on HIV and AIDS adopted at the 26th United Nations General Assembly Special Session in June 2001 (UNGASS): Viet Nam Country Progress Report. 2010 [cited July 19, 2010]; Available from: <http://www.unaids.org/en/KnowledgeCentre/HIVData/CountryProgress/2010CountryProgressAllCountries.asp>.
4. UNICEF. Maternal, Neonatal, and Child Survival: Country Profile- Viet Nam. 2010 [cited 10 April, 2011]; Available from: http://www.childinfo.org/profiles_973.htm.
5. UNICEF. The State of the World's Children, 2011. New York, New York; 2011.
6. United Nations Population Division/DESA. World Contraceptive Use, 2009. 2011 [cited 22 May, 2011]; Available from: <http://www.un.org/esa/population/publications/WCU2009/Main.html>.
7. WHO/UNICEF/UNFPA/World Bank. Trends in Maternal Mortality: 1990-2008. Geneva, Switzerland: WHO; 2010.
8. World Health Organization Western Pacific Regional Office. Child Survival Profile, Vietnam. Manila; 2007.
9. WHO/UNICEF/UNAIDS. A guide on indicators for monitoring and reporting on the health sector response to HIV/AIDS. Geneva, Switzerland: WHO; 2011 [cited 22 May, 2011]; Available from: http://www.who.int/hiv/pub/me/ua_indicator_guide/en/index.html.
10. WHO/UNICEF/UNAIDS. Joint reporting tool on the health sector response to HIV/AIDS 2011. Geneva, Switzerland: WHO; 2011 [cited 22 May, 2011]; Available from: <http://www.who.int/hiv/data/tool2011/en/index.html>.

Additional references for updates in population and MNCH figures;

- Census 2009
- Health statistics year book, Ministry of Health, Viet Nam, 2009
- MNCH annual report, Ministry of Health, Viet Nam, 2010