

PAPUA NEW GUINEA

Total Population: 6,577,000 (2008)

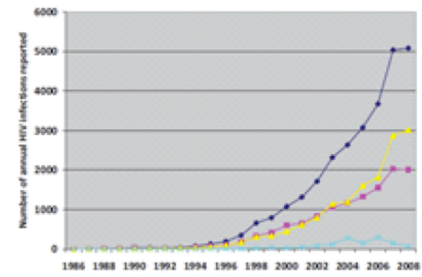
HIV EPIDEMIOLOGY^{1, 2}

- Generalized epidemic, though recent data suggest epidemic is beginning to stabilize
- 93% of estimated HIV infections are in 8 of the 22 provinces of Papua New Guinea
- Unprotected heterosexual intercourse is primary mode of transmission
- Women account for 53% of estimated HIV infections
- Among women, highest prevalence among those aged 20-24 years

HIV ESTIMATIONS

Estimated Adult HIV Seroprevalence (%)	0.9	(2009)
Estimated Number of Persons living with HIV	34,000	(2009)
Estimated Number of Women living with HIV	18,000	(2009)
Estimated HIV Prevalence among Pregnant Women (%)	0.8	(2008)
Estimated Number of HIV-positive pregnant women	1970	(2009)

Annual HIV infections reported, 1986-2008



MATERNAL, NEONATAL, AND CHILD HEALTH: COVERAGE AND OUTCOMES³⁻⁶

- 25% reduction in MMR between 1990 and 2008
- ANC access and utilization remains low, particularly in rural, mountainous areas

KEY MATERNAL HEALTH INDICATORS

Estimated Annual Births	208,000	(2009)
Maternal Mortality Ratio (per 100,000 live births)	250	(?730) (2008)

KEY REPRODUCTIVE HEALTH INDICATORS

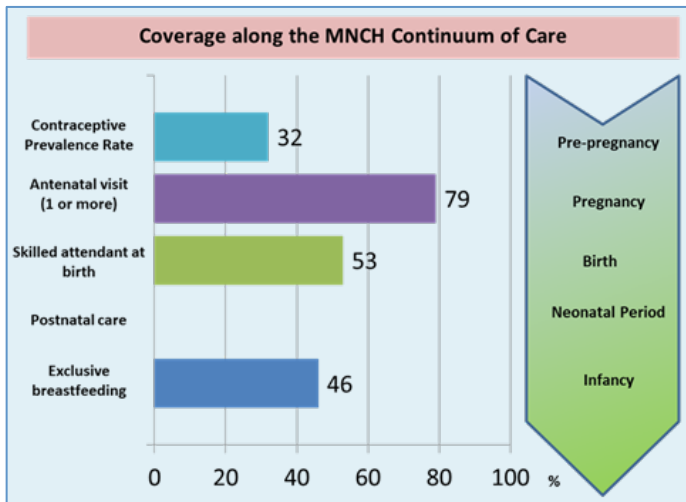
Contraceptive Prevalence Rate (%)	32	(2005-2009)
Unmet Need for Family Planning (%)	N/A	

ANTENATAL CARE AND DELIVERY

Antenatal Care Coverage (at least one visit, %)	79	(2006)
Antenatal Care Coverage (4 or more visits, %)	55	(2006)
Skilled Attendant at Delivery (%)	53	(2006)
Institutional Delivery (%)	52	(2005-2009)

KEY NEONATAL AND CHILD HEALTH INDICATORS

Exclusive Breastfeeding for Infant <6 mos (%)	56	(2006)
Infant Mortality Rate (per 1000 live births)	52	(2009)
Under-5 Mortality Rate (per 1000 live births)	68	(2009)



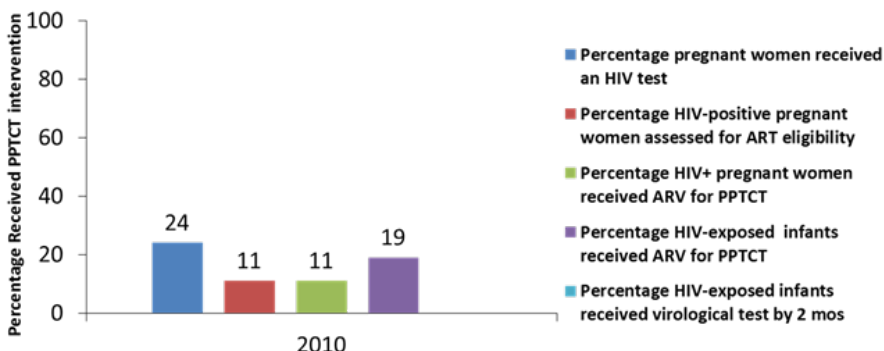
PREVENTION OF PARENT TO CHILD TRANSMISSION OF HIV: ACCESS, COVERAGE, OUTCOMES^{1, 7, 8}

ACCESS TO PPTCT SERVICES

Number of facilities providing ANC services	270	(2010)
ANC facilities that provide HIV testing and counselling (%)	203 (75%)	(2010)
ANC facilities that provide HIV testing and counselling and ARV for PMTCT on site	25 (9%)	(2010)
Health facilities that provide CD4 testing on site or by specimen transport	25 (9%)	(2010)
Number of facilities that provide virological testing for EID (on-site or by DBS)	39	(2010)
Number health facilities that offer ART (prescribe and/or clinical follow-up)	76	(2010)
Number health facilities that provide paediatric ART	18	(2010)

- PPTCT accorded high priority in 2008 – 2015 National Child Health Plan
- PPTCT Operational Plan 2011-2015 focuses on ART referral for all HIV+ p mothers, and prompt EID and initiation of co-trimoxazole for HIV-exposed infants

COVERAGE OF KEY PPTCT INTERVENTIONS



- In 2010, 48,806 pregnant women received HIV testing
 - 246 (0.5%) HIV+ pregnant women detected
 - Represents 13% of estimated HIV+ pregnant women
- Of 246 HIV-positive pregnant women detected:
 - 225 (92% received ARV prophylaxis
 - AZT/3TC/NVP initiated at 28 weeks for all women
 - 384 infants born to HIV-positive mothers received ARV prophylaxis to prevent PTCT

PPTCT & Infant Feeding Guidelines under revision

- OPTION B (Maternal triple ARV prophylaxis) selected
- Exclusive breastfeeding for six months followed by introduction of complementary feeding with breast feeding

ELIMINATION OF CONGENITAL SYPHILIS: KEY DATA^{1, 7, 8}

- Syphilis surveillance endorsed in 2006 by the Ministry of Health as part of the 5-year HIV and Syphilis Surveillance Plan, and initiated in 2008
- Routine antenatal syphilis testing is recommended for all pregnant women using ? Testing Methodology,
- However, data are limited as antenatal syphilis screening not linked to general STI surveillance
 - Data reported are from Port Moresby General Hospital, a referral hospital:

Syphilis Testing and Treatment for ANC attendees

Number pregnant women tested for syphilis	3,448	(2010)
Percentage ANC attendees who were syphilis sero-positive (%)	4%	(2010)
Percentage ANC attendees tested positive for syphilis who received treatment	N/A (?0)	(2010)

ELIMINATION OF NEW PAEDIATRIC HIV INFECTIONS AND CONGENITAL SYPHILIS^{1, 7, 8}

- National programme has developed a costed, time-bound and result-oriented operation plan for PPTCT and Paediatric AIDS (2010-2015) integrated with MCH endorsed by the Government
 - PPTCT interventions are developed as part of a package of MCH services
 - Operational plan details management structure at national, regional and facility levels
 - Plan to develop five PPTCT Centres of Excellence, and 5 PPTCT Study Sites
 - Decentralization of services is prioritized, supported with revised training and job aids, as well as mobile mentoring services
 - Plan to synergize PPTCT with social services, gender based violence prevention services, and community outreach
 - Total cost of integrated PPTCT and MCH five-year plan is 12.5 million US Dollars (4.7 million US Dollars for PPTCT components)

NATIONAL PPTCT TARGETS FOR 2015:

Percent of pregnant women receiving HIV counseling and testing services	80%
Percent of HIV positive pregnant women receiving PPTCT services	80%
Percent of HIV-positive children receiving ART	80%

FUNDING & GOVERNANCE

1. Expenditure:	Year 2006	Year 2007	Year 2008	Year 2009	Year 2010	Year 2011
a) Total expenditure for all HIV programmes per year US\$	US\$	US\$	US\$	US\$	US\$	US\$
b) Total expenditure on PPTCT activities (Code 1.17 in UNGASS Funding Reporting Matrix) US\$	US\$	US\$	US\$	US\$	US\$	US\$
- Of which domestic funding (%)	%	%	%	%	%	%
- Of which international funding per origin (%): GFATM (pls specify round#), PEPFAR, UNITAID, Gates Foundation, Other (pls specify)	% from?	% from?	% from?	% from?	% from?	% from?
- Of which via national AIDS programme (%)	%	%	%	%	%	%
- Of which via national MNCH programme (%)	%	%	%	%	%	%
c) Ratio PPTCT Expenditure/Estimated number of Women Living with HIV (from national HIV Estimates) (per year where data available) US\$/person	US\$/person	US\$/person	US\$/person	US\$/person	US\$/person	US\$/person

2. Which programme is mainly directing PPTCT? (Please tick ✓) () HIV Programme () MNCH Programme () Joint

3. Resource needs / Budget:	Year 2010	Year 2011	Year 2012	Year 2013	Year 2014	Year 2015
a) Total estimated total HIV resource needs in current national strategic plan US\$	US\$	US\$	US\$	US\$	US\$	US\$
b) Total secured budget for PPTCT in the current/next year (2011 and/or 2012): US\$	US\$	US\$	US\$	US\$	US\$	US\$
- Of which domestic funding (%)	%	%	%	%	%	%
- Of which international funding per origin (%): GFATM (pls specify round#), PEPFAR, UNITAID, Gates Foundation, Other (pls specify)	% from?	% from?	% from?	% from?	% from?	% from?
- Of which via national AIDS programme (%)	%	%	%	%	%	%
- Of which via national MNCH programme (%)	%	%	%	%	%	%
c) Ratio PPTCT Budget/Estimated number of Women Living with HIV (from last national HIV Estimates): US\$ per person	US\$/person	US\$/person	US\$/person	US\$/person	US\$/person	US\$/person

REFERENCES

1. Papua New Guinea National AIDS Council Secretariat. UNGASS 2010 Country Progress Report Papua New Guinea. 2010 [cited July 19, 2010]; Available from: <http://www.unaids.org/en/KnowledgeCentre/HIVData/CountryProgress/2010CountryProgressAllCountries.asp>.
2. UNAIDS. Global report: UNAIDS report on the global AIDS epidemic 2010. Geneva; 2010.
3. UNICEF. Maternal, Neonatal, and Child Survival: Country Profile- Papua New Guinea. New York City 2010 [cited 10 April, 2011]; Available from: http://www.childinfo.org/profiles_973.htm.
4. UNICEF. The State of the World's Children, 2011. New York, New York; 2011.
5. United Nations Population Division/DESA. World Contraceptive Use, 2009. 2011 [cited 22 May, 2011]; Available from: <http://www.un.org/esa/population/publications/WCU2009/Main.html>.
6. WHO/UNICEF/UNFPA/World Bank. Trends in Maternal Mortality: 1990-2008. Geneva, Switzerland: WHO; 2010.
7. WHO/UNICEF/UNAIDS. A guide on indicators for monitoring and reporting on the health sector response to HIV/AIDS. Geneva, Switzerland: WHO; 2011 [cited 22 May, 2011]; Available from: http://www.who.int/hiv/pub/me/ua_indicator_guide/en/index.html.
8. WHO/UNICEF/UNAIDS. Joint reporting tool on the health sector response to HIV/AIDS 2011. Geneva, Switzerland: WHO; 2011 [cited 22 May, 2011]; Available from: <http://www.who.int/hiv/data/tool2011/en/index.html>.