

MALAYSIA

Total Population: 27,014,000 (2008)

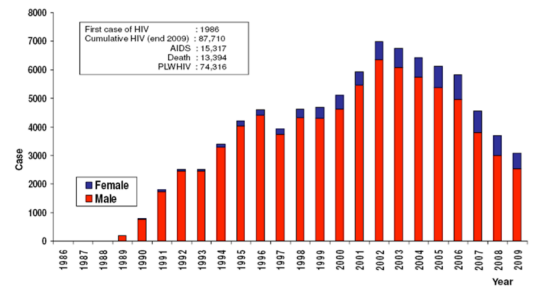
HIV EPIDEMIOLOGY^{1, 2}

- Concentrated HIV epidemic, with elevated HIV prevalence among PWID, FSW, MSM
- Estimated 10,000 new HIV infections in 2009
- 55% of new infections due to injecting drug use, 32% through sexual transmission
- Women account for 10% of total estimated HIV infections, but accounted for 18% of new infections in 2009

HIV ESTIMATIONS

Estimated Adult HIV Seroprevalence (%)	0.5	(2009)
Estimated Number of Persons living with HIV	100,000	(2009)
Estimated Number of Women living with HIV	11,000	(2009)
Estimated HIV Prevalence among Pregnant Women (%)	0.05	(2009)
Estimated Number of HIV-positive pregnant women	300	(2010)

Reported HIV Cases in Malaysia, by sex, 1986-2009



MATERNAL, NEONATAL, AND CHILD HEALTH: COVERAGE AND OUTCOMES³⁻⁶

- Strong public health infrastructure with high rates of ANC access and utilization
- Large private health sector also accessed for MNCH services

KEY MATERNAL HEALTH INDICATORS

Estimated Annual Births	550,000	(2009)
Adjusted Maternal Mortality Ratio (per 100,000 live births)	31	(2008)

KEY REPRODUCTIVE HEALTH INDICATORS

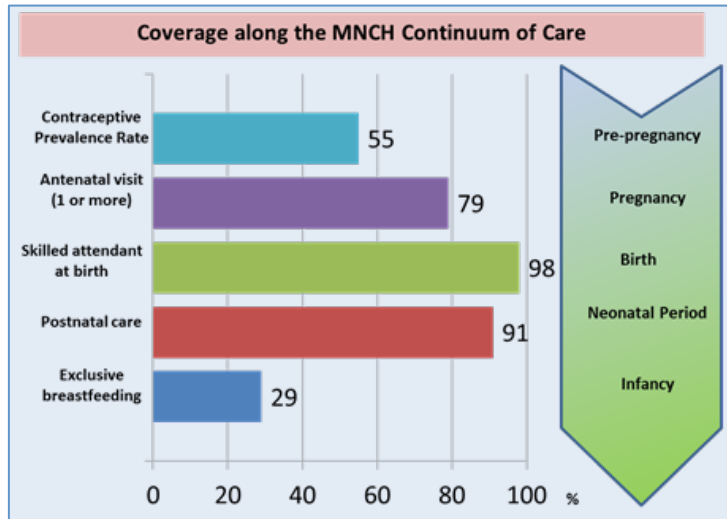
Contraceptive Prevalence Rate (%)	55	(1994)
Unmet Need for Family Planning (%)	N/A	

ANTENATAL CARE AND DELIVERY

Antenatal Care Coverage (at least one visit, %)	79	(2005)
Antenatal Care Coverage (4 or more visits, %)	N/A	
Skilled Attendant at Delivery (%)	99	(2007)
Institutional Delivery (%)	98	(2005)

KEY NEONATAL AND CHILD HEALTH INDICATORS

Exclusive Breastfeeding for Infant <6 mos (%)	29	(1996)
Infant Mortality Rate (per 1000 live births)	6	(2009)
Under-5 Mortality Rate (per 1000 live births)	6	(2009)

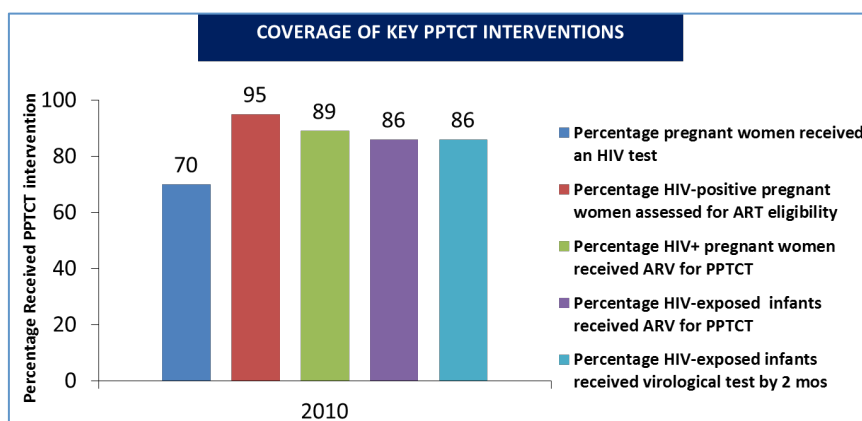


PREVENTION OF PARENT TO CHILD TRANSMISSION OF HIV: ACCESS, COVERAGE, OUTCOMES^{2, 7, 8}

ACCESS TO PPTCT SERVICES

Number of facilities providing ANC services	2,948	(2010)
ANC facilities that provide HIV testing and counselling (%)	1,028 (35%)	(2010)
ANC facilities that provide HIV testing and counselling and ARV for PMTCT on site	1,028 (35%)	(2010)
Health facilities that provide CD4 testing on site or by specimen transport	1,028 (35%)	(2010)
Number of facilities that provide virological testing for EID (on-site or by DBS)	1,028 (35%)	(2010)
Number health facilities that offer ART (prescribe and/or clinical follow-up)	1,245	(2010)
Number health facilities that provide paediatric ART	26	(2010)

- Nationwide implementation of PMTCT programme initiated in 1998
- Services integrated with routine ANC
- Universal opt-out antenatal screening performed with rapid test, confirmatory testing for positive results



PPTCT Cascade of Services, 2010

- In 2010, 413,862 pregnant women received HIV testing
 - 239 (0.06%) HIV+ pregnant women detected
 - Represents 80% of estimated HIV+ pregnant women
- Of 282 HIV+ pregnant women detected or treated in 2010
 - 266 (94%) received ARV prophylaxis
- Of infants born to 258 HIV+ mothers who delivered,
 - 100% received ARV prophylaxis and DNA PCR testing
 - 7 (2.7%) were diagnosed HIV-positive

PPTCT & Infant Feeding Guidelines Revised in 2009

- All pregnant diagnosed with HIV to be initiated on ART
- Exclusive replacement feeding for infants born to HIV-positive mothers

ELIMINATION OF CONGENITAL SYPHILIS: KEY DATA^{2, 7, 8}

- Antenatal syphilis screening is routinely performed in Malaysia through MNCH services in both the public and private sector using VDRL test
- Data are reported only from public health facilities. In 2010, 99% of ANC attendees at public facilities received syphilis screening:

Syphilis Testing and Treatment for ANC attendees

Number pregnant women tested for syphilis	410,065	(2010)
Percentage ANC attendees who were syphilis sero-positive (%)	0.07%	(2010)
Percentage ANC attendees tested positive for syphilis who received treatment	100%	(2010)

ELIMINATION OF NEW PAEDIATRIC HIV INFECTIONS AND CONGENITAL SYPHILIS^{2, 7, 8}

- Because of expanded PMTCT services in Malaysia, there are very few new paediatric HIV infections each year
- PMTCT interventions are integrated through public sector MNCH and HIV sectors, greater involvement of private health sector is now prioritized
- National "Task Force on Women, Girls, and HIV/AIDS" established in 2009, chaired by the Ministry of Women, Family and Community Development (MWFCD), and focused on primary prevention of HIV in women
 - Particular focus given to reducing intimate partner transmission, which accounts for large proportion of infections in women
 - Premarital HIV screening under consideration, with concern for maintaining a right-based approach to HIV prevention/care

NATIONAL PPTCT TARGETS:

Percentage pregnant women tested and receive HIV test results (2010)	70%
Participation of private clinics in antenatal HIV screening (2012)	80%
Participation of private clinics in antenatal HIV screening (2015)	100%
Provision of lifelong ART for pregnant women with HIV who require treatment (2015)	100%
Vertical transmission of HIV (2010)	4%
Vertical transmission of HIV (2015)	0%

FUNDING & GOVERNANCE

1. Expenditure:	Year 2006	Year 2007	Year 2008	Year 2009	Year 2010	Year 2011
a) Total expenditure for all HIV programmes per year US\$	US\$	US\$	24,752,000	28,179,412	US\$	US\$
b) Total expenditure on PPTCT activities (Code 1.17 in UNGASS Funding Reporting Matrix) US\$	US\$	US\$	US\$	US\$	US\$	US\$
- Of which domestic funding (%)	%	%	%	%	%	%
- Of which international funding per origin (%): GFATM (pls specify round#), PEPFAR, UNITAID, Gates Foundation, Other (pls specify)	% from?	% from?	% from?	% from?	% from?	% from?
- Of which via national AIDS programme (%)	%	%	%	%	%	%
- Of which via national MNCH programme (%)	%	%	%	%	%	%
c) Ratio PPTCT Expenditure/Estimated number of Women Living with HIV (from national HIV Estimates) (per year where data available) US\$/person	US\$/person	US\$/person	US\$/person	US\$/person	US\$/person	US\$/person

2. Which programme is mainly directing PPTCT? (Please tick ✓) () HIV Programme () MNCH Programme () Joint

3. Resource needs / Budget:	Year 2010	Year 2011	Year 2012	Year 2013	Year 2014	Year 2015
a) Total estimated total HIV resource needs in current national strategic plan US\$	US\$	US\$	US\$	US\$	US\$	US\$
b) Total secured budget for PPTCT in the current/next year (2011 and/or 2012): US\$	US\$	US\$	US\$	US\$	US\$	US\$
- Of which domestic funding (%)	%	%	%	%	%	%
- Of which international funding per origin (%): GFATM (pls specify round#), PEPFAR, UNITAID, Gates Foundation, Other (pls specify)	% from?	% from?	% from?	% from?	% from?	% from?
- Of which via national AIDS programme (%)	%	%	%	%	%	%
- Of which via national MNCH programme (%)	%	%	%	%	%	%
c) Ratio PPTCT Budget/Estimated number of Women Living with HIV (from last national HIV Estimates): US\$ per person	US\$/person	US\$/person	US\$/person	US\$/person	US\$/person	US\$/person

REFERENCES

1. UNAIDS. Global report: UNAIDS report on the global AIDS epidemic 2010. Geneva; 2010.
2. Ministry of Health Government of Malaysia. UNGASS Country Progress Report, 2010- Malaysia. Kuala Lumpur; 2010.
3. UNICEF. Maternal, Neonatal, and Child Survival: Country Profile- Malaysia. New York City 2010 [cited 10 April, 2011]; Available from: http://www.childinfo.org/profiles_973.htm.
4. UNICEF. The State of the World's Children, 2011. New York, New York; 2011.
5. United Nations Population Division/DESA. World Contraceptive Use, 2009. 2011 [cited 22 May, 2011]; Available from: <http://www.un.org/esa/population/publications/WCU2009/Main.html>.
6. WHO/UNICEF/UNFPA/World Bank. Trends in Maternal Mortality: 1990-2008. Geneva, Switzerland: WHO; 2010.
7. WHO/UNICEF/UNAIDS. A guide on indicators for monitoring and reporting on the health sector response to HIV/AIDS. Geneva, Switzerland: WHO; 2011 [cited 22 May, 2011]; Available from: http://www.who.int/hiv/pub/me/ua_indicator_guide/en/index.html.
8. WHO/UNICEF/UNAIDS. Joint reporting tool on the health sector response to HIV/AIDS 2011. Geneva, Switzerland: WHO; 2011 [cited 22 May, 2011]; Available from: <http://www.who.int/hiv/data/tool2011/en/index.html>.