

LAO PDR

Total Population: 6,205,000 (2008)

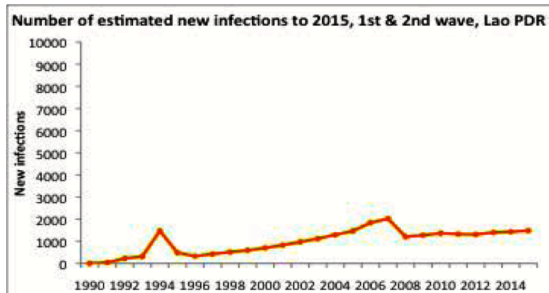
HIV EPIDEMIOLOGY^{1, 2}

- Low-level HIV epidemic, At-risk populations include migrants, sex workers, MSM
- 87% of infections attributed to heterosexual transmission
- Over 80% of HIV infections detected in three border provinces: Savannakhet, Vientiane, and Champasak

HIV ESTIMATIONS

Estimated Adult HIV Seroprevalence (%)	0.2	(2009)
Estimated Number of Persons living with HIV	8,500	(2009)
Estimated Number of Women living with HIV	3,500	(2009)
Estimated HIV Prevalence among Pregnant Women (%)	0.3	(2008)
Estimated Number of HIV-positive pregnant women	280	(2010)

Estimated new HIV infections – Lao PDR, 1990-2014



MATERNAL, NEONATAL, AND CHILD HEALTH: COVERAGE AND OUTCOMES³⁻⁶

- While MMR has decreased by 51% between 1990 and 2008, maternal mortality remains very high
- Improving MNCH services a priority, and Framework for Integrated Maternal and Neonatal Child Health Services launched in 2009

KEY MATERNAL HEALTH INDICATORS

Estimated Annual Births	172,000	(2009)
Adjusted Maternal Mortality Ratio*	580	(2008)

KEY REPRODUCTIVE HEALTH INDICATORS

Contraceptive Prevalence Rate (%)	38	(2005)
Unmet Need for Family Planning (%)	39.5	(2000)

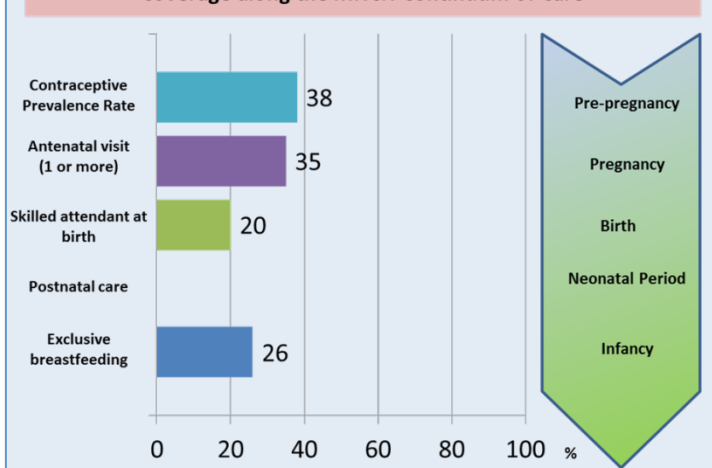
ANTENATAL CARE AND DELIVERY

Antenatal Care Coverage (at least one visit, %)	35	(2006)
Antenatal Care Coverage (4 or more visits, %)	N/A	
Skilled Attendant at Delivery (%)	20	(2006)
Institutional Delivery (%)	17	(2006)

KEY NEONATAL AND CHILD HEALTH INDICATORS

Exclusive Breastfeeding for Infant <6 mos (%)	26	(2006)
Infant Mortality Rate (per 1000 live births)	46	(2009)
Under-5 Mortality Rate (per 1000 live births)	59	(2009)

Coverage along the MNCH Continuum of Care



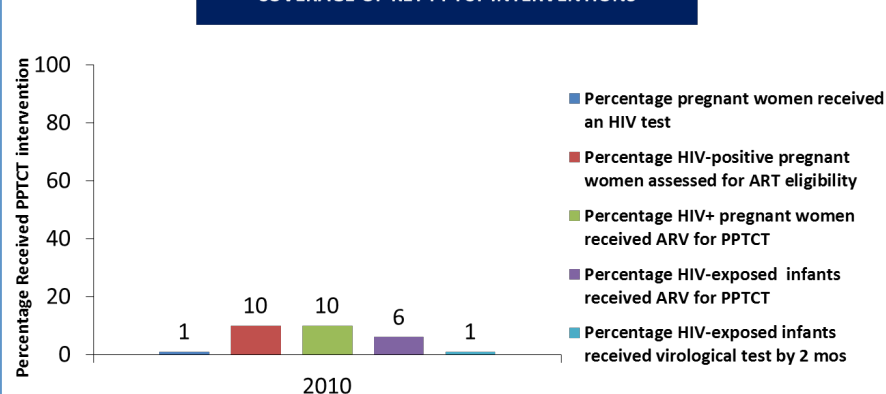
PREVENTION OF PARENT TO CHILD TRANSMISSION OF HIV: ACCESS, COVERAGE, OUTCOMES^{1, 7, 8}

ACCESS TO PPTCT SERVICES

Number of facilities providing ANC services	1,033	(2010)
ANC facilities that provide HIV testing and counselling (%)	108 (10%)	(2010)
ANC facilities that provide HIV testing and counselling and ARV for PMTCT on site	8 (1%)	(2010)
Health facilities that provide CD4 testing on site or by specimen transport	8 (1%)	(2010)
Number of facilities that provide virological testing for EID (on-site or by DBS)	2	(2010)
Number health facilities that offer ART (prescribe and/or clinical follow-up)	8	(2010)
Number health facilities that provide paediatric ART	8	(2010)

- PMTCT included in Framework of Integrated MNCH services
- Routine opt-out antenatal HIV testing is standard policy
- 6 provinces established integrated PMTCT/MNCH services in 2008-2009
- Male involvement in PMTCT and ANC services prioritized, with "Caring Dad" campaign

COVERAGE OF KEY PPTCT INTERVENTIONS



PPTCT Cascade of Services, 2010

- In 2010, 2,892 pregnant women received HIV testing
 - 28 (0.9%) HIV+ pregnant women detected
 - Represents 10% of estimated HIV+ pregnant women
- Of 28 HIV-positive pregnant women detected:
 - 27(96%) received ARV prophylaxis
 - 17 (61%) exposed infants received ARV prophylaxis
 - Estimated rate of MTCT in 2009 was 155

PPTCT & Infant Feeding Guidelines Revised

- Option B (Maternal ARV prophylaxis) selected
- Currently recommend either exclusive breastfeeding or exclusive formula feeding for exposed infants

ELIMINATION OF CONGENITAL SYPHILIS: KEY DATA^{1, 7, 8}

- Sentinel surveillance conducted among commercial sex workers in 2008 indicates syphilis sero-positivity of 0.6% in this at-risk population
- Prevalence of syphilis among general antenatal population are presently not available
- Routine syphilis screening for all pregnant women to be initiated in 2011.

Syphilis Testing and Treatment for ANC attendees

Number pregnant women tested for syphilis	N/A
Percentage ANC attendees who were syphilis sero-positive (%)	N/A
Percentage ANC attendees tested positive for syphilis who received treatment	N/A (?0)

ELIMINATION OF NEW PAEDIATRIC HIV INFECTIONS AND CONGENITAL SYPHILIS^{1, 7, 8}

- National HIV Strategy for 2011-2015 prioritizes expansion of PMTCT services and integration of HIV and MNCH programmes
 - Timeline for expansion of provider initiated HIV testing and counselling for ANC attendees: 30% in 2011, 35% in 2012, and 40% in 2013

NATIONAL PPTCT TARGETS FOR 2015:

Percentage pregnant women receive HIV counselling and testing	70%
Percentage identified pregnant women with HIV receive ARV prophylaxis for PPTCT	90%
Percentage of infants born to identified HIV positive mothers receive ARV prophylaxis for PPTCT	100%

FUNDING & GOVERNANCE

1. Expenditure:	Year 2006	Year 2007	Year 2008	Year 2009	Year 2010	Year 2011
a) Total expenditure for all HIV programmes per year US\$	US\$	5,146,613	5,017,038	5,997,398	US\$	US\$
b) Total expenditure on PPTCT activities (Code 1.17 in UNGASS Funding Reporting Matrix) US\$	US\$	188,796	49,209	100,553	US\$	US\$
- Of which domestic funding (%)	%	%	%	%	%	%
- Of which international funding per origin (%): GFATM (pls specify round#), PEPFAR, UNITAID, Gates Foundation, Other (pls specify)	% from?	% from?	% from?	% from?	% from?	% from?
- Of which via national AIDS programme (%)	%	%	%	%	%	%
- Of which via national MNCH programme (%)	%	%	%	%	%	%
c) Ratio PPTCT Expenditure/Estimated number of Women Living with HIV (from national HIV Estimates) (per year where data available) US\$/person	US\$/person	US\$/person	US\$/person	US\$/person	US\$/person	US\$/person

2. Which programme is mainly directing PPTCT? (Please tick ✓) () HIV Programme () MNCH Programme () Joint

3. Resource needs / Budget:	Year 2010	Year 2011	Year 2012	Year 2013	Year 2014	Year 2015
a) Total estimated total HIV resource needs in current national strategic plan US\$	US\$	US\$	US\$	US\$	US\$	US\$
b) Total secured budget for PPTCT in the current/next year (2011 and/or 2012): US\$	US\$	US\$	US\$	US\$	US\$	US\$
- Of which domestic funding (%)	%	%	%	%	%	%
- Of which international funding per origin (%): GFATM (pls specify round#), PEPFAR, UNITAID, Gates Foundation, Other (pls specify)	% from?	% from?	% from?	% from?	% from?	% from?
- Of which via national AIDS programme (%)	%	%	%	%	%	%
- Of which via national MNCH programme (%)	%	%	%	%	%	%
c) Ratio PPTCT Budget/Estimated number of Women Living with HIV (from last national HIV Estimates): US\$ per person	US\$/person	US\$/person	US\$/person	US\$/person	US\$/person	US\$/person

REFERENCES

1. National Committee for the Control of AIDS. UNGASS Country Progress Report 2010, Lao People's Democratic Republic. Vientiane; 2010.
2. UNAIDS. Global report: UNAIDS report on the global AIDS epidemic 2010. Geneva; 2010.
3. UNICEF. Maternal, Neonatal, and Child Survival: Country Profile- Lao PDR. New York City 2010 [cited 10 April, 2011]; Available from: http://www.childinfo.org/profiles_973.htm.
4. United Nations Population Division/DESA. World Contraceptive Use, 2009. 2011 [cited 22 May, 2011]; Available from: <http://www.un.org/esa/population/publications/WCU2009/Main.html>.
5. World Health Organization. Trends in maternal mortality: 1990–2008. Geneva, Switzerland; 2010.
6. UNICEF. The State of the World's Children, 2011. New York, New York; 2011.
7. WHO/UNICEF/UNAIDS. A guide on indicators for monitoring and reporting on the health sector response to HIV/AIDS. Geneva, Switzerland: WHO; 2011 [cited 22 May, 2011]; Available from: http://www.who.int/hiv/pub/me/ua_indicator_guide/en/index.html.
8. WHO/UNICEF/UNAIDS. Joint reporting tool on the health sector response to HIV/AIDS 2011. Geneva, Switzerland: WHO; 2011 [cited 22 May, 2011]; Available from: <http://www.who.int/hiv/data/tool2011/en/index.html>.