

INDIA

(Population: 1,181,412,000)

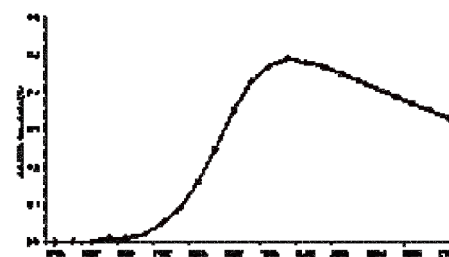
HIV EPIDEMIOLOGY¹⁻³

- Diverse geographic spread of HIV: 6 states account for >66% of national HIV burden
- Heterosexual transmission accounted for 87% of HIV infections in 2010
- Women account for 38% of those living with HIV in India
- Intimate partner transmission responsible for >90% infections in women

HIV ESTIMATIONS

Estimated Adult HIV Seroprevalence (%)	0.30	(2009)
Estimated Number of Persons living with HIV	2,400,000	(2009)
Estimated Number of Women living with HIV	880,000	(2009)
Estimated HIV Prevalence among Pregnant Women (%)	0.45	(2009)
Estimated Number of HIV-positive pregnant women	40,631	(2010)

Declining trend of HIV epidemic in India



MATERNAL, NEONATAL, AND CHILD HEALTH: COVERAGE AND OUTCOMES⁴⁻⁸

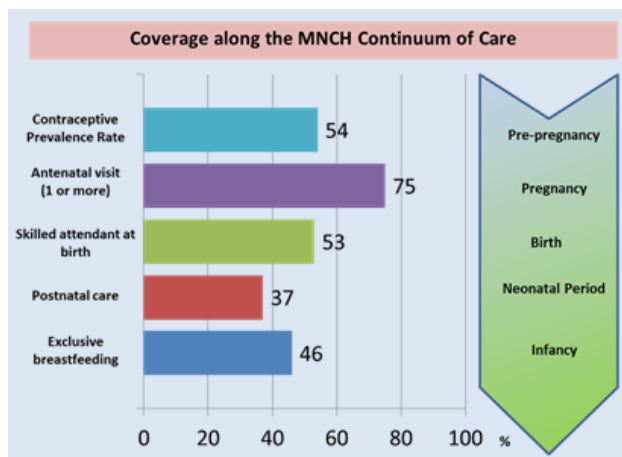
- 59% reduction in MMR between 1990 and 2008, but clear room for improvement in ANC access/utilization
- Major disparities in ANC and skilled birth attendance between urban and rural areas.
- National Rural Health Mission (NRHM) prioritizes improvements in ANC, institutional delivery

KEY MATERNAL HEALTH INDICATORS

Estimated Annual Births	26,787,000	(2009)
Maternal Mortality Ratio (per 100,000 live births)	230	(2008)

KEY REPRODUCTIVE HEALTH INDICATORS

Contraceptive Prevalence Rate (%)	54	(2005-2009)
Unmet Need for Family Planning (%)	12.8	(2005-2006)



ANTENATAL CARE AND DELIVERY

Antenatal Care Coverage (at least one visit, %)	75	(2007-2008)
Antenatal Care Coverage (4 or more visits, %)	51	(2007-2008)
Skilled Attendant at Delivery (%)	53	(2007-2008)
Institutional Delivery (%)	47	(2005-2009)

KEY NEONATAL AND CHILD HEALTH INDICATORS

Exclusive Breastfeeding for Infant <6 mos (%)	46	(2005-2006)
Infant Mortality Rate (per 1000 live births)	50	(2009)
Under-5 Mortality Rate (per 1000 live births)	66	(2009)

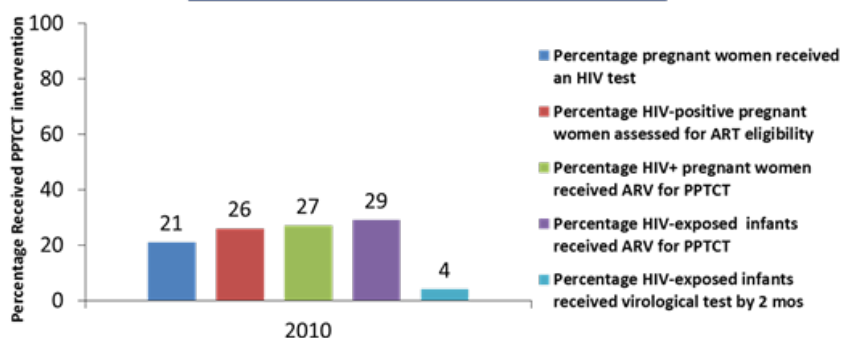
PREVENTION OF PARENT TO CHILD TRANSMISSION OF HIV: ACCESS, COVERAGE, OUTCOMES^{2, 9-11}

ACCESS to PPTCT SERVICES

Number of facilities providing ANC services	175,128	(2010)
ANC facilities that provide HIV testing and counselling (%)	7567 (4%)	(2010)
ANC facilities that provide HIV testing and counselling and ARV for PMTCT on site	4849 (3%)	(2010)
Health facilities that provide CD4 testing on site or by specimen transport	4849 (3%)	(2010)
Number of facilities that provide virological testing for EID (on-site or by DBS)	947	(2010)
Number health facilities that offer ART (prescribe and/or clinical follow-up)	842	(2010)
Number health facilities that provide paediatric ART	842	(2010)

- High priority given to integration of PPTC within NRHM
- Universal antenatal HIV screening promoted since 2010
- Phased roll out of combination ARV PPTCT regimens and EID services planned
- High priority accorded to CD4 assessment and linkage to ART

COVERAGE OF KEY PPTCT INTERVENTIONS



PPTCT Cascade of Services, 2010

- In 2010, 16,857 HIV+ pregnant women detected
 - 15,468 diagnosed in pregnancy, 1389 during labour
 - Represents 41% of estimated HIV+ pregnant women
 - Of detected women, 62% assessed for ART eligibility
 - Of detected women, 65% received ARV prophylaxis
 - Of infants born to detected HIV-positive mothers:
 - 64% received ARVs for PPTCT at birth
- Of 10,878 women who received ARV for PPTCT
 - 100% received single-dose NVP

PPTCT & Infant Feeding Guidelines REVISED in 2010

- OPTION A (Maternal AZT + Infant NVP) selected
- Exclusive breastfeeding recommended

ELIMINATION OF CONGENITAL SYPHILIS: KEY INDICATORS^{2, 9, 10, 12}

- Routine antenatal syphilis screening recommended, but only available at district or higher level health facilities
 - Rapid syphilis testing methods currently not routinely utilized
- STI program surveillance conducted among 1,856,158 ANC attendees

Syphilis Testing and Treatment for ANC attendees

Number pregnant women tested for syphilis	1,213,293	(2010)
Percentage ANC attendees who were syphilis sero-positive (%)	0.3%	(2010)
Percentage ANC attendees tested positive for syphilis who received treatment	86%	(2010)

ELIMINATION OF NEW PAEDIATRIC HIV INFECTIONS AND CONGENITAL SYPHILIS^{2, 9, 10}

NATIONAL PPTCT GOALS and TARGETS:

- **ACCESS ISSUES:**
 - Phased roll-out of combination ARV regimens for PPTCT, starting with 40 districts in 2011
 - Further expansion of EID (through Dried Blood Spot testing), currently implemented in 14 states
- **PROGRAM TARGETS FOR 2012:**
 - 80% HIV-positive pregnant women will be reached by PPTCT services (2012)
 - 90% of HIV-exposed infants will receive co-trimoxazole prophylaxis and have access to EID (2012)

FUNDING & GOVERNANCE

1. Expenditure:	Year 2006	Year 2007	Year 2008	Year 2009	Year 2010	Year 2011
a) Total expenditure for all HIV programmes per year US\$	US\$	US\$	145,589,869	140,001,565	US\$	US\$
b) Total expenditure on PPTCT activities (Code 1.17 in UNGASS Funding Reporting Matrix) US\$	US\$	US\$	70,739	1,891	US\$	US\$
- Of which domestic funding (%)	%	%	%	%	%	%
- Of which international funding per origin (%): GFATM (pls specify round#), PEPFAR, UNITAID, Gates Foundation, Other (pls specify)	% from?	% from?	% from?	% from?	% from?	% from?
- Of which via national AIDS programme (%)	%	%	%	%	%	%
- Of which via national MNCH programme (%)	%	%	%	%	%	%
c) Ratio PPTCT Expenditure/Estimated number of Women Living with HIV (from national HIV Estimates) (per year where data available) US\$/person	US\$/person	US\$/person	US\$/person	US\$/person	US\$/person	US\$/person

2. Which programme is mainly directing PPTCT? (Please tick) () HIV Programme () MNCH Programme () Joint

3. Resource needs / Budget:	Year 2010	Year 2011	Year 2012	Year 2013	Year 2014	Year 2015
a) Total estimated total HIV resource needs in current national strategic plan US\$	US\$	US\$	US\$	US\$	US\$	US\$
b) Total secured budget for PPTCT in the current/next year (2011 and/or 2012): US\$	US\$	US\$	US\$	US\$	US\$	US\$
- Of which domestic funding (%)	%	%	%	%	%	%
- Of which international funding per origin (%): GFATM (pls specify round#), PEPFAR, UNITAID, Gates Foundation, Other (pls specify)	% from?	% from?	% from?	% from?	% from?	% from?
- Of which via national AIDS programme (%)	%	%	%	%	%	%
- Of which via national MNCH programme (%)	%	%	%	%	%	%
c) Ratio PPTCT Budget/Estimated number of Women Living with HIV (from last national HIV Estimates): US\$ per person	US\$/person	US\$/person	US\$/person	US\$/person	US\$/person	US\$/person

REFERENCES

1. Department of AIDS Control. NACO Annual Report, 2009-2010. New Delhi, India; 2010.
2. NACO. Country Progress Report: UNGASS, India 2010. New Delhi, India 2010 [cited 19 July, 2010]; Available from: <http://www.unaids.org/en/KnowledgeCentre/HIVData/CountryProgress/2010CountryProgressAllCountries.asp>.
3. UNAIDS. Global report: UNAIDS report on the global AIDS epidemic 2010. Geneva; 2010.
4. National Rural Health Mission. Reproductive and Child Health, Phase II. New Delhi, India 2011 [cited 22 May, 2011]; Available from: <http://164.100.52.110/NRHM/RCH/Index.htm>.
5. UNICEF. Maternal, Neonatal, and Child Survival: Country Profile- India. New York City 2010 [cited 10 April, 2011]; Available from: http://www.childinfo.org/profiles_973.htm.
6. UNICEF. The State of the World's Children, 2011. New York, New York; 2011.
7. United Nations Population Division/DESA. World Contraceptive Use, 2009. 2011 [cited 22 May, 2011]; Available from: <http://www.un.org/esa/population/publications/WCU2009/Main.html>.
8. World Health Organization. Trends in maternal mortality: 1990-2008. Geneva, Switzerland; 2010.
9. WHO/UNICEF/UNAIDS. A guide on indicators for monitoring and reporting on the health sector response to HIV/AIDS. Geneva, Switzerland: WHO; 2011 [cited 22 May, 2011]; Available from: http://www.who.int/hiv/pub/me/ua_indicator_guide/en/index.html.
10. WHO/UNICEF/UNAIDS. Joint reporting tool on the health sector response to HIV/AIDS 2011. Geneva, Switzerland: WHO; 2011 [cited 22 May, 2011]; Available from: <http://www.who.int/hiv/data/tool2011/en/index.html>.
11. UNICEF ROSA. PMTCT and Paediatric HIV Care, Support, and Treatment: Country Fact Sheet- India. Kathmandu; 2009.
12. World Health Organization South East Asia Regional Office. Regional strategy for the elimination of congenital syphilis. New Delhi; 2009.