

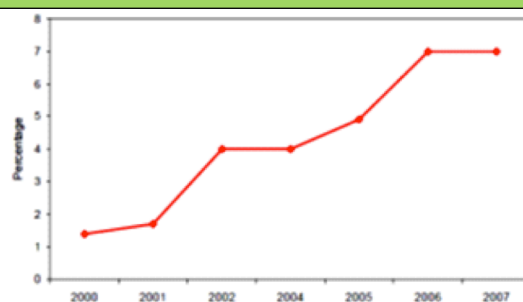
BANGLADESH

Total Population: 160,000,000 (2008)

HIV EPIDEMIOLOGY^{1, 2}

- Low-level HIV epidemic, with prevalence in general population consistently <0.1%
- However, HIV prevalence rapidly increasing among people who inject drugs (PWID), particularly in large urban settings
- Women comprise an increasing proportion of people living with HIV
 - 1.7% of infections in 2001, 17% in 2007
- Estimated 1,400 new HIV infections in 2009²

HIV Prevalence among PWID- Dhaka, Bangladesh, 2000-2007



HIV ESTIMATIONS

Estimated Adult HIV Seroprevalence (%)	<0.1	(2009)
Estimated Number of Persons living with HIV	6,300	(2009)
Estimated Number of Women living with HIV	1,900	(2009)
Estimated HIV Prevalence among Pregnant Women (%)	<0.1	(2008)
Estimated Number of HIV-positive pregnant women	N/A	(2010)

MATERNAL, NEONATAL, AND CHILD HEALTH: COVERAGE AND OUTCOMES³⁻⁶

- MMR decreased by 61% from 1990 to 2008, but remains very high
- Access and utilization of ANC services differs in urban vs. rural areas
- Private sector and non-governmental organizations play important role in service implementation

KEY MATERNAL HEALTH INDICATORS

Estimated Annual Births	172,000	(2009)
Adjusted Maternal Mortality Ratio*	340	(2008)

KEY REPRODUCTIVE HEALTH INDICATORS

Contraceptive Prevalence Rate (%)	53	(2005-2009)
Unmet Need for Family Planning (%)	17.1	(2007)

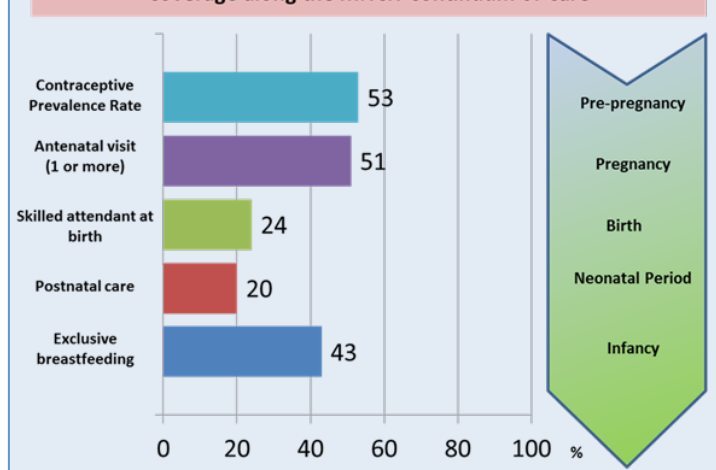
ANTENATAL CARE AND DELIVERY

Antenatal Care Coverage (at least one visit, %)	51	(2007)
Antenatal Care Coverage (4 or more visits, %)	21	(2007)
Skilled Attendant at Delivery (%)	24	(2009)
Institutional Delivery (%)	15	(2007)

KEY NEONATAL AND CHILD HEALTH INDICATORS

Exclusive Breastfeeding for Infant <6 mos (%)	43	(2007)
Infant Mortality Rate (per 1000 live births)	41	(2009)
Under-5 Mortality Rate (per 1000 live births)	52	(2009)

Coverage along the MNCH Continuum of Care



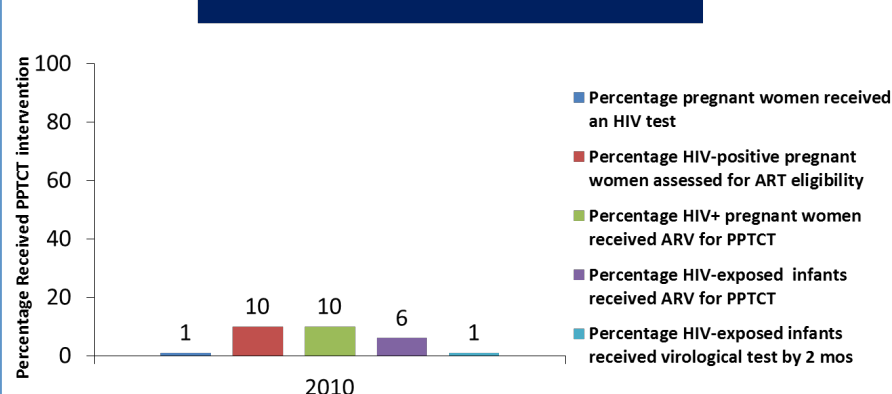
PREVENTION OF PARENT TO CHILD TRANSMISSION OF HIV: ACCESS, COVERAGE, OUTCOMES^{1, 7-9}

ACCESS TO PPTCT SERVICES

Number of facilities providing ANC services	19,898	(2010)
ANC facilities that provide HIV testing and counselling (%)	108 (10%)	(2010)
ANC facilities that provide HIV testing and counselling and ARV for PMTCT on site	1	(2010)
Health facilities that provide CD4 testing on site or by specimen transport	1	(2010)
Number of facilities that provide virological testing for EID (on-site or by DBS)	1	(2010)
Number health facilities that offer ART (prescribe and/or clinical follow-up)	6	(2010)
Number health facilities that provide paediatric ART	5	(2010)

- 3-year pilot PPTCT project started in 2008 in Dhaka to provide testing, counseling and ARVs to women
- In 2009, National Committee on PPTCT and paediatric HIV care and treatment formed within Ministry of Health to further develop PPTCT services in Bangladesh

COVERAGE OF KEY PPTCT INTERVENTIONS



PPTCT Cascade of Services, 2010

- Data are available from one site in Dhaka
- In 2010, 116 pregnant women received HIV testing
 - 2 (1.7%) HIV+ pregnant women detected
 - Male partners tested in 23 (20%) of these women
- Of 2 HIV-positive pregnant women detected:
 - ?15 received ARV prophylaxis
 - ?3 exposed infants received ARV prophylaxis

PPTCT & Infant Feeding Guidelines

- Not yet revised to consider 2010 WHO Guidelines
- Provisional selection: Option A (Maternal AZT + Infant NVP prophylaxis)
- Choice of exclusive breastfeeding or infant formula are offered to mother

ELIMINATION OF CONGENITAL SYPHILIS: KEY DATA^{1, 8, 9}

- Prevalence of syphilis among general antenatal population are presently not available
- Syphilis screening not routinely conducted for all pregnant women
- Data presented are from a cross-sectional survey conducted by a non-governmental organization across 26 antenatal health centres in 2008

Syphilis Testing and Treatment for ANC attendees

Number pregnant women tested for syphilis	10,277
Percentage ANC attendees who were syphilis sero-positive (%)	0.6%
Percentage ANC attendees tested positive for syphilis who received treatment	N/A

ELIMINATION OF NEW PAEDIATRIC HIV INFECTIONS AND CONGENITAL SYPHILIS^{1, 8, 9}

- PPTCT was included in the National Strategic Plan for HIV and AIDS 2004-10, with aims to achieve the following:
 1. Strengthen the PPTCT programme through the involvement of men;
 2. Build team based capacity for PPTCT in selected facilities;
 3. Provide follow-up care and support to participating families;
 4. Provide care and support for children affected by the epidemic.

NATIONAL PPTCT TARGETS FOR 2015:

Percentage pregnant women with HIV receive ARV prophylaxis for PPTCT	80%
Percentage of infants born to HIV positive mothers who are infected	2%

FUNDING & GOVERNANCE

1. Expenditure:	Year 2006	Year 2007	Year 2008	Year 2009	Year 2010	Year 2011
a) Total expenditure for all HIV programmes per year (US\$)	US\$	US\$	37,264,781	26,938,054	US\$	US\$
b) Total expenditure on PPTCT activities (Code 1.17 in UNGASS Funding Reporting Matrix) (US\$)	US\$	US\$	US\$	US\$	US\$	US\$
- Of which domestic funding (%)	%	%	%	%	%	%
- Of which international funding per origin (%): GFATM (pls specify round#), PEPFAR, UNITAID, Gates Foundation, Other (pls specify)	% from?	% from?	% from?	% from?	% from?	% from?
- Of which via national AIDS programme (%)	%	%	%	%	%	%
- Of which via national MNCH programme (%)	%	%	%	%	%	%
c) Ratio PPTCT Expenditure/Estimated number of Women Living with HIV (from national HIV Estimates) (per year where data available) US\$/person	US\$/person	US\$/person	US\$/person	US\$/person	US\$/person	US\$/person

2. Which programme is mainly directing PPTCT? (Please tick ✓) () HIV Programme () MNCH Programme () Joint

3. Resource needs / Budget:	Year 2010	Year 2011	Year 2012	Year 2013	Year 2014	Year 2015
a) Total estimated total HIV resource needs in current national strategic plan	US\$	US\$	US\$	US\$	US\$	US\$
b) Total secured budget for PPTCT in the current/next year (2011 and/or 2012):	US\$	US\$	US\$	US\$	US\$	US\$
- Of which domestic funding (%)	%	%	%	%	%	%
- Of which international funding per origin (%): GFATM (pls specify round#), PEPFAR, UNITAID, Gates Foundation, Other (pls specify)	% from?	% from?	% from?	% from?	% from?	% from?
- Of which via national AIDS programme (%)	%	%	%	%	%	%
- Of which via national MNCH programme (%)	%	%	%	%	%	%
c) Ratio PPTCT Budget/Estimated number of Women Living with HIV (from last national HIV Estimates): US\$ per person	US\$/person	US\$/person	US\$/person	US\$/person	US\$/person	US\$/person

REFERENCES

1. National AIDS/STD Programme. UNGASS Country Progress Report, Bangladesh. Dhaka; 2010.
2. UNAIDS. Global report: UNAIDS report on the global AIDS epidemic 2010. Geneva; 2010.
3. UNICEF. Maternal, Newborn, and Child Survival: Country Profile- Bangladesh. New York City 2010 [cited 10 April, 2011]; Available from: http://www.childinfo.org/profiles_973.htm.
4. UNICEF. The State of the World's Children, 2011. New York, New York; 2011.
5. United Nations Population Division/DESA. World Contraceptive Use, 2009. 2011 [cited 22 May, 2011]; Available from: <http://www.un.org/esa/population/publications/WCU2009/Main.html>.
6. WHO/UNICEF/UNFPA/World Bank. Trends in Maternal Mortality: 1990-2008. Geneva, Switzerland: WHO; 2010.
7. UNICEF ROSA. PMTCT and Paediatric HIV, Care Support and Treatment: Bangladesh Fact Sheet. Kathmandu; 2009.
8. WHO/UNICEF/UNAIDS. A guide on indicators for monitoring and reporting on the health sector response to HIV/AIDS. Geneva, Switzerland: WHO; 2011 [cited 22 May, 2011]; Available from: http://www.who.int/hiv/pub/me/ua_indicator_guide/en/index.html.
9. WHO/UNICEF/UNAIDS. Joint reporting tool on the health sector response to HIV/AIDS 2011. Geneva, Switzerland: WHO; 2011 [cited 22 May, 2011]; Available from: <http://www.who.int/hiv/data/tool2011/en/index.html>